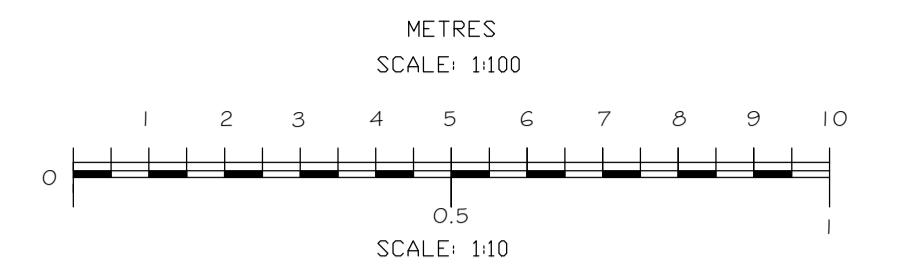
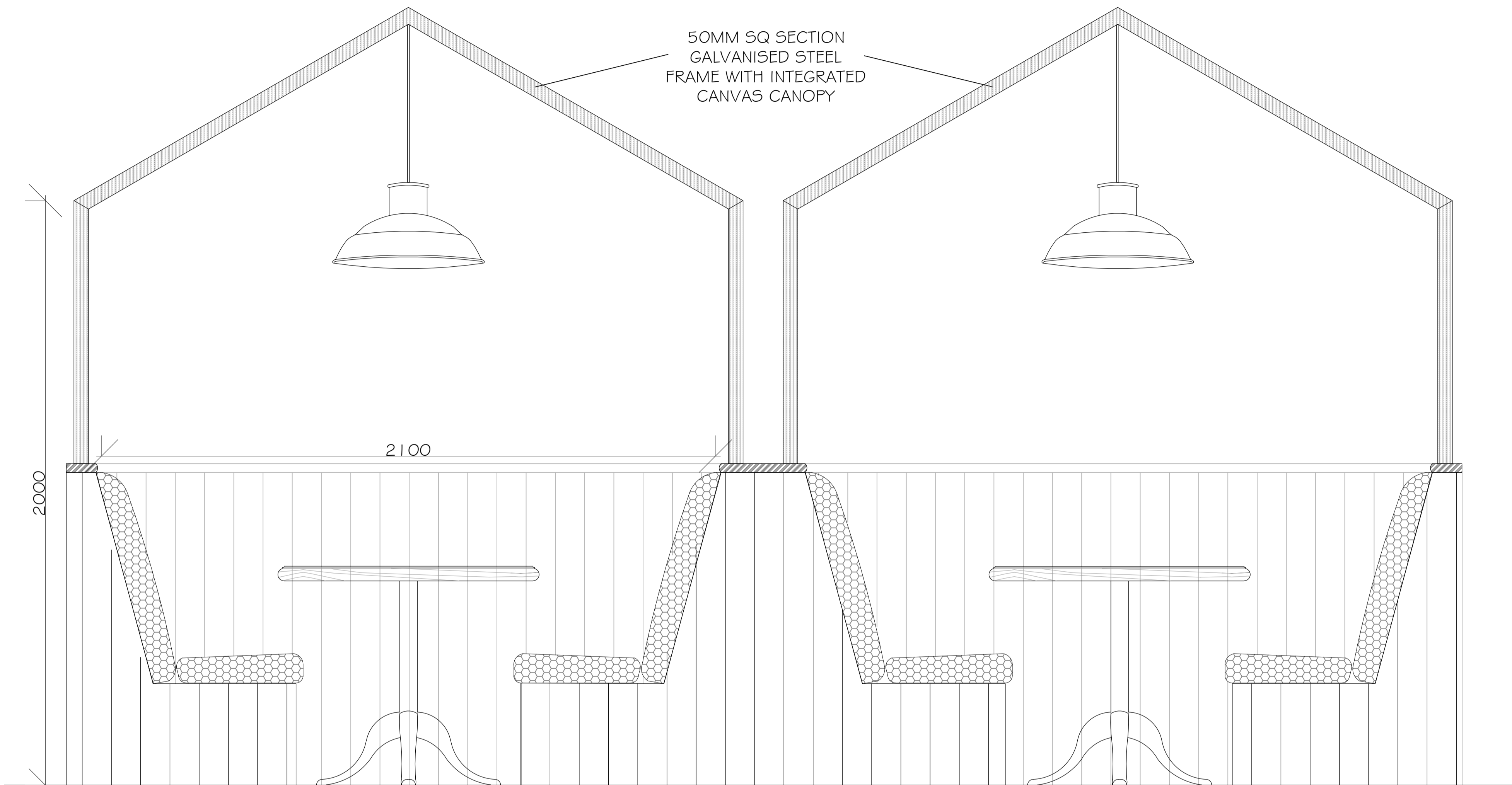


NOTE - Responsibility is not accepted for errors made by others in scaling from this drawing. All construction information should be taken from figured dimensions only

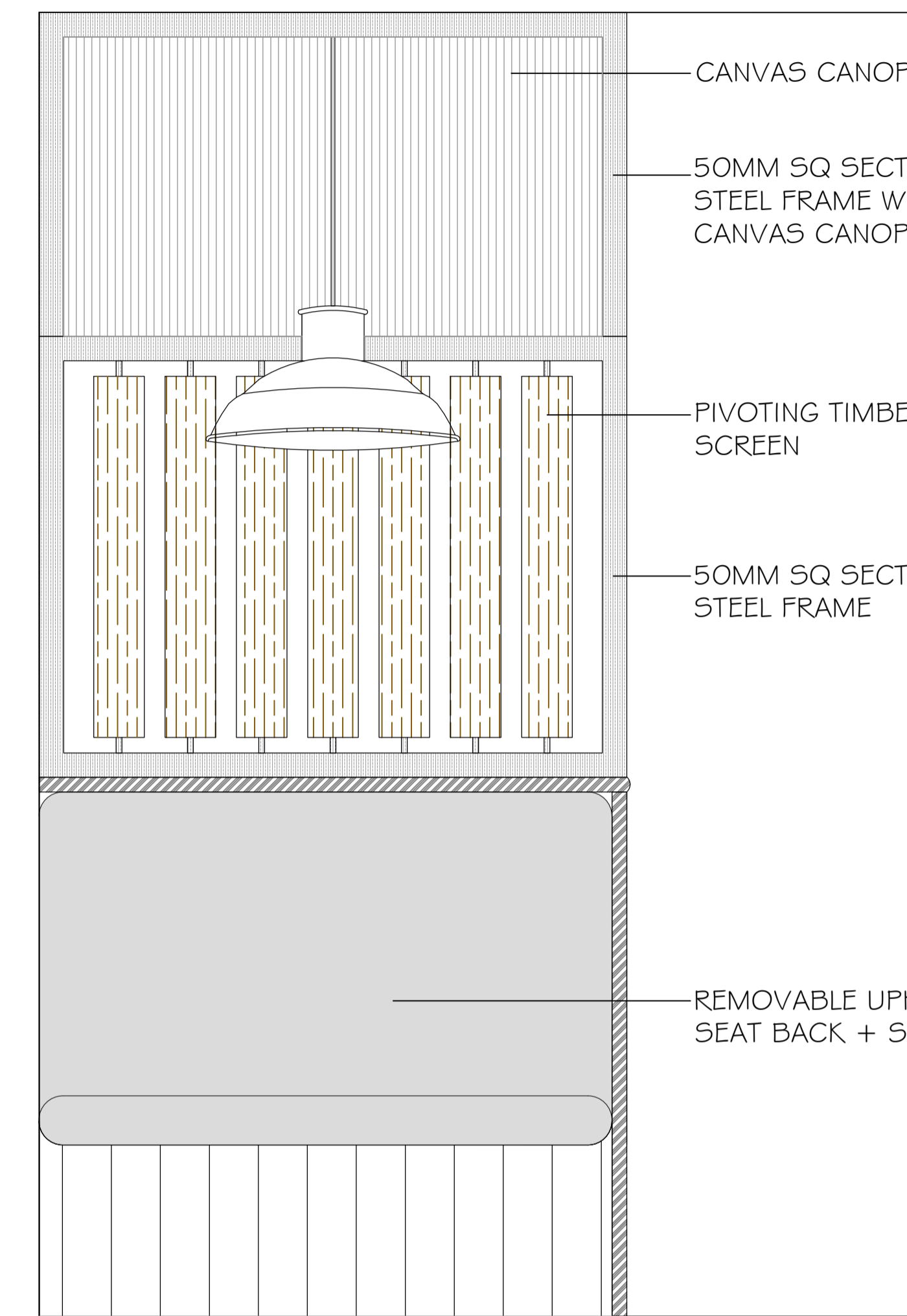


50MM SQ SECTION GALVANISED STEEL FRAME WITH INTEGRATED CANVAS CANOPY



ELEVATION A
SCALE 1:10

CANVAS CANOPY
50MM SQ SECTION GALVANISED STEEL FRAME WITH INTEGRATED CANVAS CANOPY
PIVOTING TIMBER SHUTTER DIVIDING SCREEN
50MM SQ SECTION GALVANISED STEEL FRAME
REMOVABLE UPHOLSTERED SEAT BACK + SEAT PAD



ELEVATION B
SCALE 1:10



PROPOSED PLAN
SCALE 1:100

REV A: SCALE BAR AMENDED. 18.01.16LM
REV B: FIXED SEATING BOOTHS REMOVED 07.03.16KG

kdp a design project management architecture
Adur Business Centre
Little High Street
Shoreham by Sea
West Sussex BN43 5EG
01273 467518
info@kdpaine.co.uk
www.kdpaine.co.uk

CLIENT	JD WETHERSPOON PLC		
PROJECT	PUB NO: 105 THE ICE WHARF CAMDEN LOCK		
DRAWING	PROPOSED FIXED SEATING DETAILS		
SCALE	A1/1:10/ 1:100	DATE	MAR 2016
PROJECT No	7222	DRAWING No	05
		DRAWN	LM/KG
		REVISION	B