

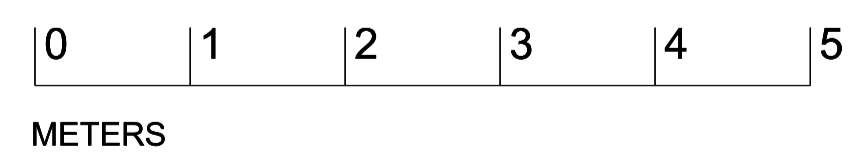
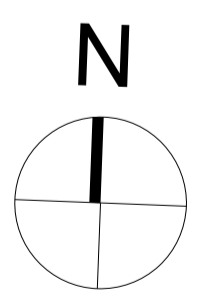


EXISTING GARDEN FLOOR PLAN
SCALE 1:50



PROPOSED GARDEN FLOOR PLAN
SCALE 1:50

 STRUCTURAL ALTERATIONS
 COMPLETE DEMOLITION



Do not scale from this drawing. Use figured dimensions only. Figured dimensions are in millimetres. All levels are in metres. All dimensions and levels shall be verified on site before proceeding with works. Detailed site survey to be carried out to verify positions and level relationships with site features and ordnance survey. The architect must be notified of any discrepancy. Where building components are described in the specification as contractor designed, "constructor" information relating to those components on this drawing represents design intent only

REV	DATE	DESCRIPTION	CKD	REV	DATE	DESCRIPTION	CKD	REV	DATE	DESCRIPTION	CKD

ANAT TALMOR DESIGN
99 Canfield Gardens
London NW6 3DY
telephone 020 7624 5628
mobile 07956 101824
email anat_talmor@yahoo.co.uk

87 BELSIZE LANE, LONDON NW3
EXISTING & PROPOSED GARDEN
FLOOR PLAN
32_BL_07_002
SCALE: 1:50 @A1 1:100 @A3

P2
Revision