

# 4 THE GROVE, LONDON N6 6JU

## PHOTOGRAPH SHEET PART ONE - EXTERIOR

Planning Permission and Listed Building Consent Application  
11<sup>th</sup> March 2016

### CONTENTS

#### GENERAL EXTERNAL PHOTOGRAPHS

Front and Rear Elevations	2
Side Extension and Rear Garden	3
Aerial views	4

#### DETAIL EXTERNAL PHOTOGRAPHS

##### FRONT

Front door DU1	5
Front ironwork	6
Brickwork/ pointing	7
Side gate DU9	7

##### SIDE

Lean-to door DL11	8
Side door DL1	8
Extension/ Annex front door DLC1	9
Kitchen window WL11	9
WC window WS1	9

##### REAR

Rear window WLC2	10
Rear Living Room glazed door du8	10
Playroom Window WL5	11
Family Room Window WL3	11
Rear wall gutter/ cornice	12
Stone staircase with wrought iron balustrade	12
Details of stone staircase and wrought iron balustrade	13
Brick paving	14
Concrete pond walls	14
Rear retaining wall	14

##### ROOF

Chimney stack against no. 3	15
Valley gutter	15

Front ironwork and ironwork	
Side Extension and Lean-to Extension	5
Front Paving	6-7
Brickwork/ pointing	7-8
Roofs and Dormers	9-10
Chimney Stacks	11
Ironwork	

GENERAL EXTERNAL PHOTOGRAPHS




Front Elevation



Rear Elevation



Clapboard Side Extension



Rear Garden



Aerial view  
from South



Aerial view  
from West

**DETAIL EXTERNAL PHOTOGRAPHS**  
Including windows and external doors

FRONT



Front Door DU1 and  
Ironwork



Front Door DU1



Front Ironwork detail



Brickwork/ pointing at corner of front elevation and flank elevation of Main House

Side gate DU9





SIDE



Lean to door DL11



Side door DL1



Extension/ Annex front door DLC1



Kitchen window WL11




WC window WS1

REAR



Extension/ Annex Kitchen Living Dining rear window WLC2



Rear Living Room glazed door DU8




Rear Play room window WL5



Rear Family room window WL3



Rear Playroom window WL5



Rear wall gutter/ cornice



Stone staircase with wrought  
iron balustrade



Details of stone staircase with wrought iron balustrade; note concrete capping to profiled stonework



Brick paving to rear

Concrete pond walls



Rear retaining wall from lower garden/ west



Rear retaining wall from upper lawn/ west

ROOF



Chimney stack on party wall  
with No. 3 The Grove



Valley gutter looking north; cement tiles;  
access hatch to right