

NOTE:
 Architectural Information - the level of detail shown on the drawings is relative to the submission of a PLANNING APPLICATION. The drawings should therefore not be used for any other purpose without both the prior agreement of the architect, and subsequent checking / development by others.
 Dimensions and setting out - should be checked on site; see above.
 Structure & Construction - these drawings, unless expressly noted otherwise, have not been fully coordinated with a Structural Engineer's input and show indicative construction build-up only.
 Building Control - the client / the contractor will liaise directly with Local Authority to ensure the project is completed in accordance with the Building Regulations.
 Planning - the client / the contractor will ensure that the project is completed in accordance with the approved planning drawings and take responsibility for the discharge of any planning conditions.
 Party Walls & Rights to Light - the client / the contractor ensure that any notices and consents required are obtained before work commences.
 Archaeological & Ecological - the client / the contractor will ensure that any notices and consents required are obtained before work commences.
 NOTE:
 Glazing Allowances will need to be negotiated with Building Control as per Approved Document L1B Conservation of Fuel and Power.

| WALL KEY | |
|----------|----------|
| | EXISTING |
| | PROPOSED |

| Revisions | | |
|-----------|---|----------|
| No. | Description | Date |
| 11 | Planning Revisions: Remove one rooflight. Move one rooflight to rear slope. Remove critical glazed screen above kitchen units. Add new plasterboard ceiling to master bedroom. Change colour of new glazing frames. | 10.02.16 |
| I | Planning Revisions: Extent of LGF openings & kitchen layout; Third floor panel doors & skirting | 17.03.16 |
| J | Planning Revisions: Extend LGF closet wing into | 22.03.16 |

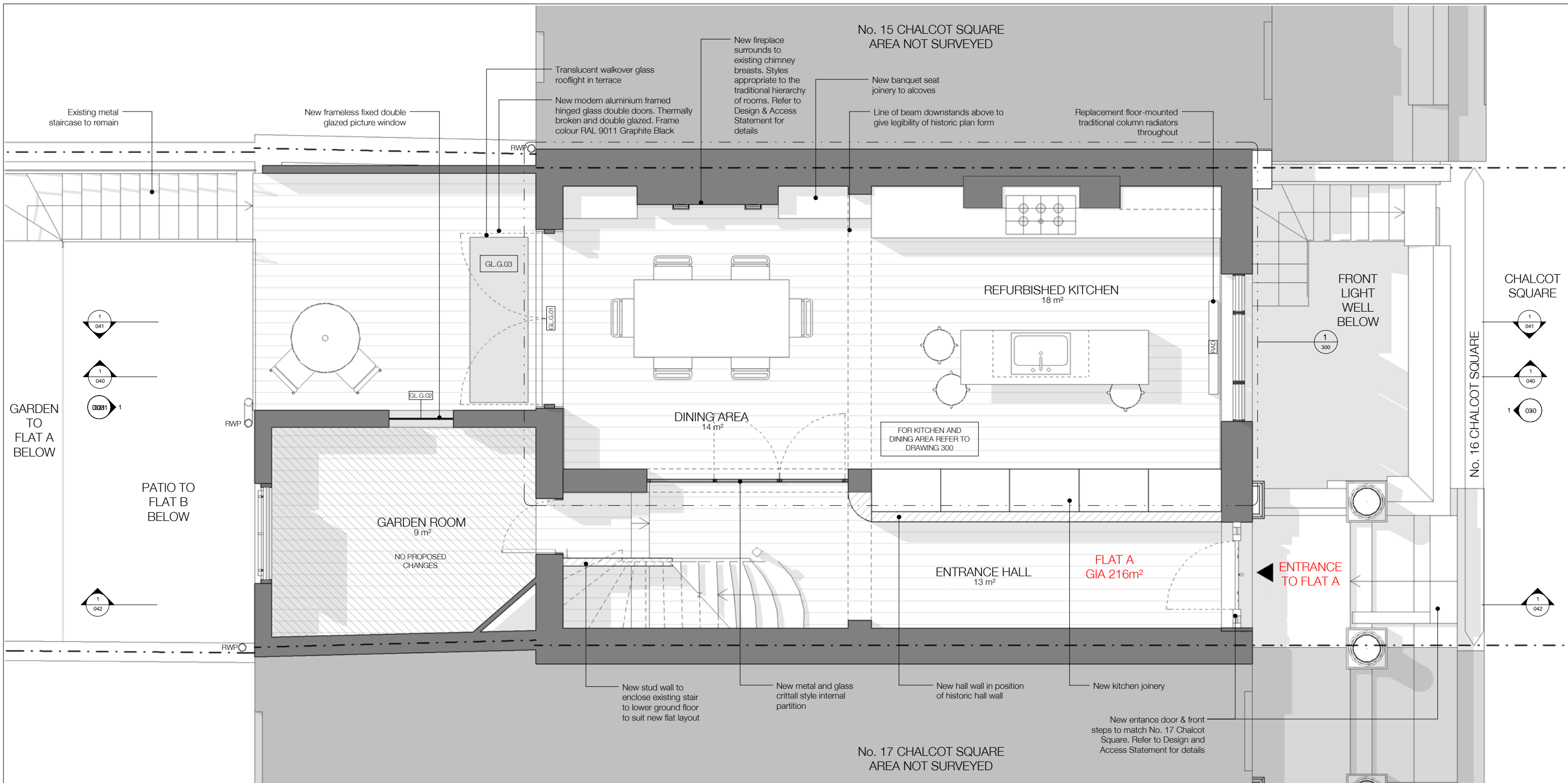
PROPOSED

New Client use for this drawing. All alterations to be checked or done by the contractor and be his responsibility.

HÛT
 HÛT Architecture
 3rd Floor
 25-26 Old Street
 London EC1Y 4BQ
 T 020 7749 8610
 E info@hutarchitecture.com

Job: Chalcot Square
 Job No: H349
 Drawing: Proposed Lower Ground Floor Plan
 Scale: 1:25 @ A1, 1:50 @ A3
 Drawing No: 009
 Revision: J





NOTE:
 Architectural Information - the level of detail shown on the drawings is relative to the submission of a PLANNING APPLICATION. The drawings should therefore not be used for any other purpose without both the prior agreement of the architect, and subsequent checking / development by others.
 Dimensions and setting out - should be checked on site; see above.
 Structure & Construction - these drawings, unless expressly noted otherwise, have not been fully coordinated with a Structural Engineer's input and show indicative construction build-up only.
 Building Control - the client / the contractor will liaise directly with Local Authority to ensure the project is completed in accordance with the Building Regulations.
 Planning - the client / the contractor will ensure that the project is completed in accordance with the approved planning drawings and take responsibility for the discharge of any planning conditions.
 Party Walls & Rights to Light - the client / the contractor ensure that any notices and consents required are obtained before work commences.
 Archaeological & Ecological - the client / the contractor will ensure that any notices and consents required are obtained before work commences.
 NOTE:
 Glazing Allowances will need to be negotiated with Building Control as per Approved Document L1B Conservation of Fuel and Power.

| WALL KEY | |
|----------|----------|
| | EXISTING |
| | PROPOSED |

| Revisions | | |
|-----------|---|----------|
| No. | Description | Date |
| E | Design Team Issue | 15.12.15 |
| F | Planning Issue | 17.12.15 |
| G | Planning Issue | 21.12.05 |
| H | Planning Revisions: Remove one rooflight. Move one rooflight to rear slope. Remove critical glazed screen above kitchen units. Add new plasterboard ceiling to master bedroom. Change colour of new glazing frames. | 10.02.16 |
| I | Planning Revisions: Extent of GF critical glazing reduced | 15.02.16 |

PROPOSED

H&T Architecture
 3rd Floor
 25-26 Old Street
 London EC1Y 4JQ
 T 020 7749 8610
 E info@htharchitecture.com

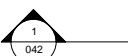
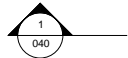
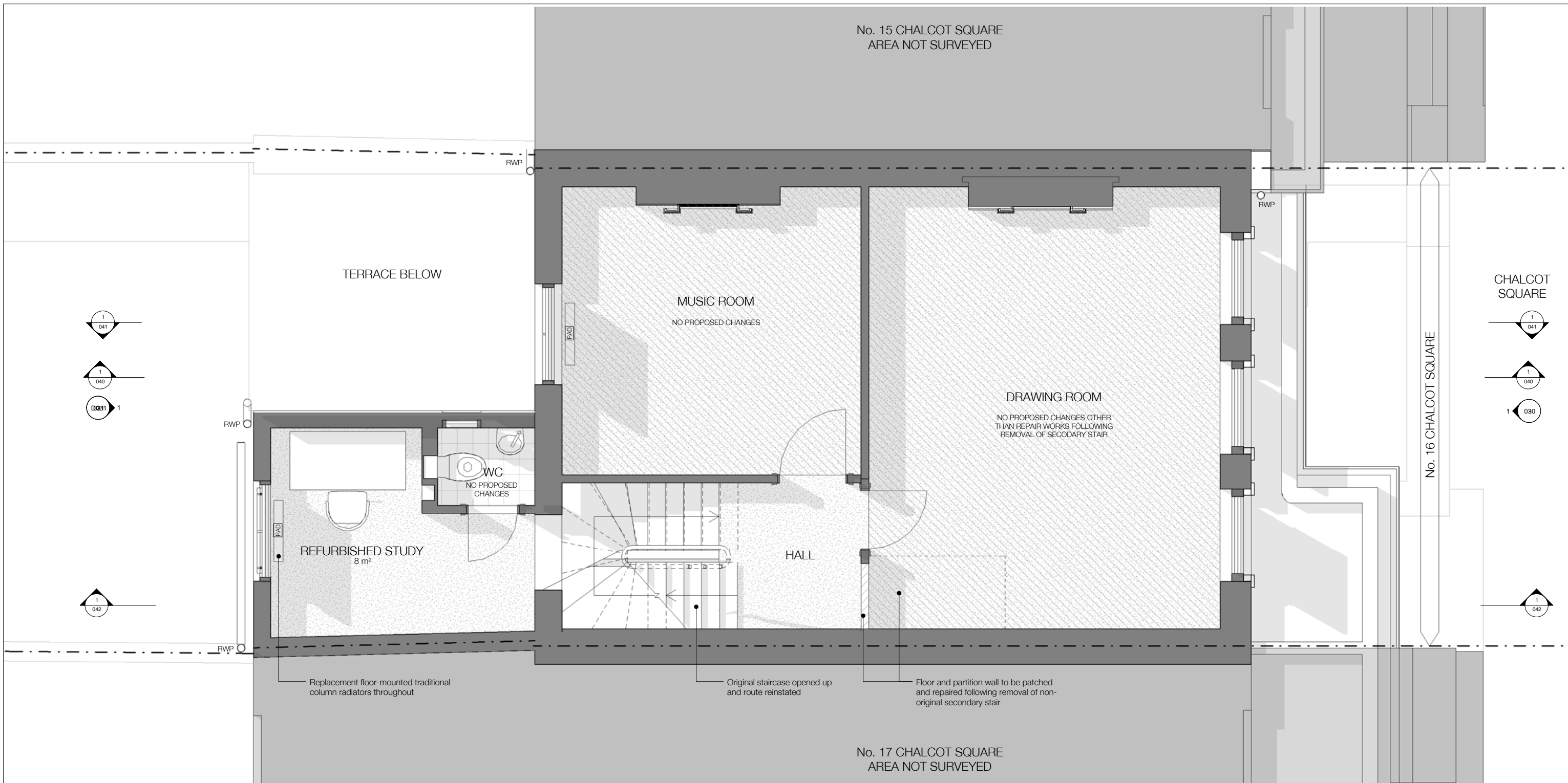
H&T

Job: Chalcot Square
 Job No: H349
 Drawing: Proposed Ground Floor Plan

Scale: 1:25 @ A1, 1:50 @ A3
 Drawing No: 010
 Revision: I



No. 15 CHALCOT SQUARE
AREA NOT SURVEYED



CHALCOT SQUARE



No. 16 CHALCOT SQUARE

No. 17 CHALCOT SQUARE
AREA NOT SURVEYED

NOTE:
Architectural Information - the level of detail shown on the drawings is relative to the submission of a PLANNING APPLICATION. The drawings should therefore not be used for any other purpose without both the prior agreement of the architect, and subsequent checking / development by others. Dimensions and setting out - should be checked on site; see above.

Structure & Construction - these drawings, unless expressly noted otherwise, have not been fully coordinated with a Structural Engineer's input and show indicative construction build-up only.

Building Control - the client / the contractor will liaise directly with Local Authority to ensure the project is completed in accordance with the Building Regulations.

Planning - the client / the contractor will ensure that the project is completed in accordance with the approved planning drawings and take responsibility for the discharge of any planning conditions.

Party Walls & Rights to Light - the client / the contractor ensure that any notices and consents required are obtained before work commences.

Archaeological & Ecological - the client / the contractor will ensure that any notices and consents required are obtained before work commences.

NOTE:
Glazing Allowances will need to be negotiated with Building Control as per Approved Document L1B Conservation of Fuel and Power.

| WALL KEY | |
|----------|----------|
| | EXISTING |
| | PROPOSED |

| Revisions | | |
|-----------|---|----------|
| No. | Description | Date |
| D | Design Team Issue | 9.12.15 |
| E | Design Team Issue | 16.12.15 |
| F | Planning Issue | 17.12.15 |
| G | Planning Issue | 21.12.05 |
| H | Planning Revisions: Remove one rooflight. Move one rooflight to rear slope. Remove critical glazed screen above kitchen units. Add new plasterboard ceiling to master bedroom. Change colour of new glazing frames. | 10.02.16 |

PROPOSED

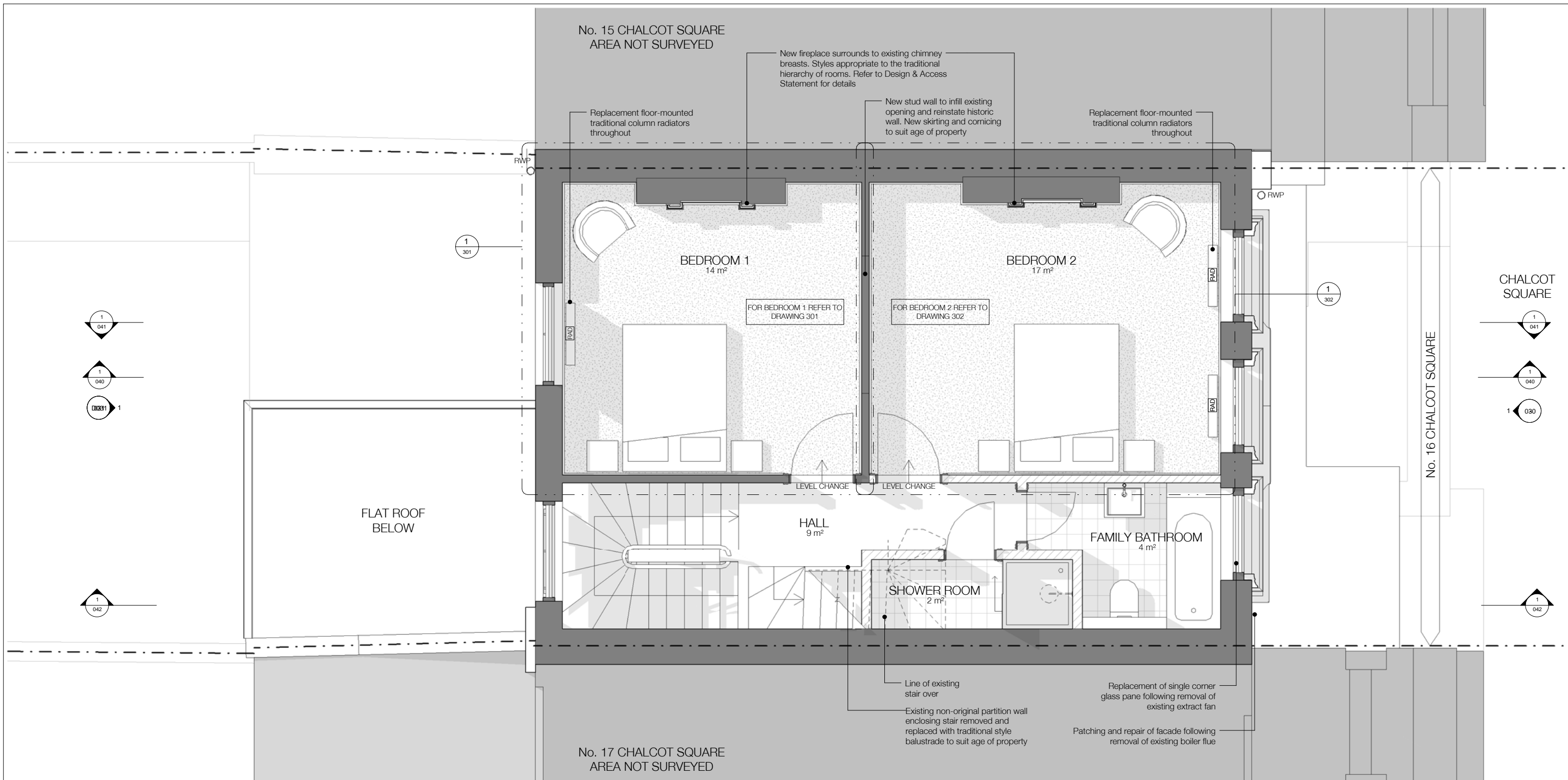
New Office use from this drawing. All alterations to be checked or done by the contractor and to be his responsibility.

HÛT
HÛT Architecture
3rd Floor
25-26 Old Street
London EC1Y 9JQ
T 020 7749 8610
E info@hutarchitecture.com

Job: Chalcot Square
Job No: H349
Drawing: Proposed First Floor Plan

Scale: 1:25 @ A1, 1:50 @ A3
Drawing No: 011
Revision: H





NOTE:
 Architectural Information - the level of detail shown on the drawings is relative to the submission of a PLANNING APPLICATION. The drawings should therefore not be used for any other purpose without both the prior agreement of the architect, and subsequent checking / development by others.
 Dimensions and setting out - should be checked on site; see above.
 Structure & Construction - these drawings, unless expressly noted otherwise, have not been fully coordinated with a Structural Engineer's input and show indicative construction build-up only.
 Building Control - the client / the contractor will liaise directly with Local Authority to ensure the project is completed in accordance with the Building Regulations.
 Planning - the client / the contractor will ensure that the project is completed in accordance with the approved planning drawings and take responsibility for the discharge of any planning conditions.
 Party Walls & Rights to Light - the client / the contractor ensure that any notices and consents required are obtained before work commences.
 Archaeological & Ecological - the client / the contractor will ensure that any notices and consents required are obtained before work commences.
 NOTE:
 Glazing Allowances will need to be negotiated with Building Control as per Approved Document L1B Conservation of Fuel and Power.

| WALL KEY | |
|----------|----------|
| | EXISTING |
| | PROPOSED |

| Revisions | | |
|-----------|---------------------|----------|
| No. | Description | Date |
| A | Design Team Issue | 11.11.15 |
| B | Client Meeting | 18.11.15 |
| C | Design Team Meeting | 1.12.15 |
| D | Design Team Issue | 9.12.15 |
| E | Design Team Issue | 15.12.15 |
| F | Planning Issue | 17.12.15 |
| | | |
| | | |

PROPOSED

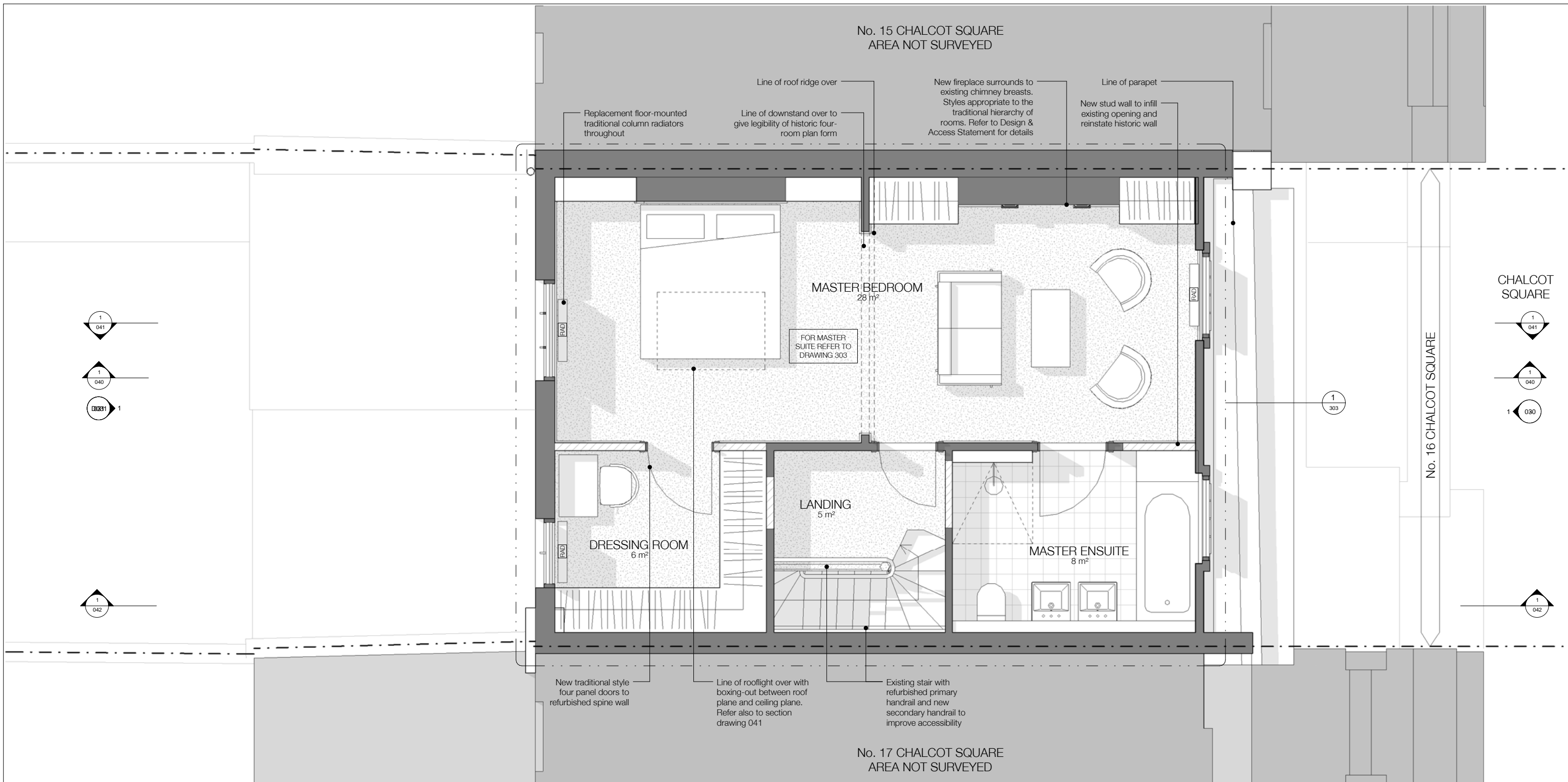
New Office space from this drawing, all alterations to be checked and signed by the contractor and to be the responsibility of the contractor.

HÛT



Job: Chalcot Square
 Job No: H349
 Drawing: Proposed Second Floor Plan

Scale: 1:25 @ A1, 1:50 @ A3
 Drawing No: 012
 Revision: F





NOTE:
 Architectural Information - the level of detail shown on the drawings is relative to the submission of a PLANNING APPLICATION. The drawings should therefore not be used for any other purpose without both the prior agreement of the architect, and subsequent checking / development by others.
 Dimensions and setting out - should be checked on site; see above.
 Structure & Construction - these drawings, unless expressly noted otherwise, have not been fully coordinated with a Structural Engineer's input and show indicative construction build-up only.
 Building Control - the client / the contractor will liaise directly with Local Authority to ensure the project is completed in accordance with the Building Regulations.
 Planning - the client / the contractor will ensure that the project is completed in accordance with the approved planning drawings and take responsibility for the discharge of any planning conditions.
 Party Walls & Rights to Light - the client / the contractor ensure that any notices and consents required are obtained before work commences.
 Archaeological & Ecological - the client / the contractor will ensure that any notices and consents required are obtained before work commences.
 NOTE:
 Glazing Allowances will need to be negotiated with Building Control as per Approved Document L1B Conservation of Fuel and Power.

| WALL KEY | |
|---|----------|
|  | EXISTING |
|  | PROPOSED |

| Revisions | | |
|-----------|--|----------|
| No. | Description | Date |
| G | Planning Issue | 17.12.15 |
| H | Planning Issue | 21.12.05 |
| I | Planning Revisions: Remove one rooflight. Move one rooflight to rear slope. Remove crystal glazed screen above kitchen units. Add new plasterboard ceiling to master bedroom. Change colour of new glazing frames. | 10.02.16 |
| J | Planning Revisions: Extent of LGF openings & kitchen layout; Third floor panel doors & skirting. | 17.03.16 |

PROPOSED

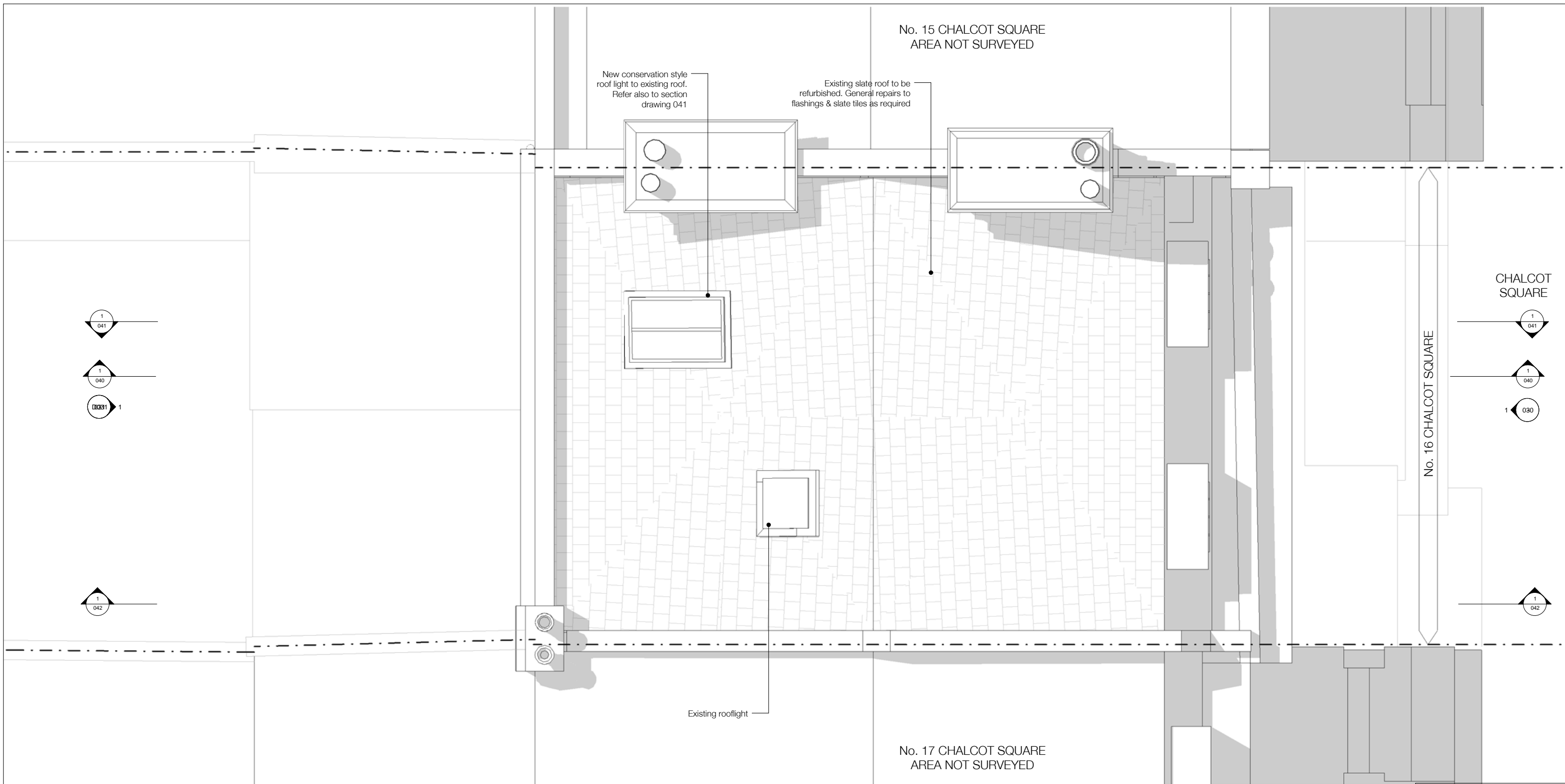
New Office use from this drawing. All dimensions to be checked on site by the contractor and to be his responsibility.

HÛT
 HÛT Architecture
 3rd Floor
 25-26 Old Street
 London EC1Y 4BP
 T 020 7749 8610
 E info@hutarchitecture.com

Job: Chalcot Square
 Job No: H349
 Drawing: Proposed Third Floor Plan

Scale: 1:25 @ A1, 1:50 @ A3
 Drawing No: 013
 Revision: J





NOTE:
 Architectural Information - the level of detail shown on the drawings is relative to the submission of a PLANNING APPLICATION. The drawings should therefore not be used for any other purpose without both the prior agreement of the architect, and subsequent checking / development by others.
 Dimensions and setting out - should be checked on site; see above.
 Structure & Construction - these drawings, unless expressly noted otherwise, have not been fully coordinated with a Structural Engineer's input and show indicative construction build-up only.
 Building Control - the client / the contractor will liaise directly with Local Authorities to ensure the project is completed in accordance with the Building Regulations.
 Planning - the client / the contractor will ensure that the project is completed in accordance with the approved planning drawings and take responsibility for the discharge of any planning conditions.
 Party Walls & Rights to Light - the client / the contractor ensure that any notices and consents required are obtained before work commences.
 Archaeological & Ecological - the client / the contractor will ensure that any notices and consents required are obtained before work commences.
NOTE:
 Glazing Allowances will need to be negotiated with Building Control as per Approved Document L1B Conservation of Fuel and Power.

| WALL KEY | |
|----------|----------|
| | EXISTING |
| | PROPOSED |

| Revisions | | |
|-----------|---|----------|
| No. | Description | Date |
| D | Design Team Meeting | 1.12.15 |
| E | Design Team Issue | 9.12.15 |
| F | Design Team Issue | 16.12.15 |
| G | Planning Issue | 17.12.15 |
| H | Planning Revisions: Remove one rooflight. Move one rooflight to rear slope. Remove critical glazed screen above kitchen units. Add new plasterboard ceiling to master bedroom. Change colour of new glazing frames. | 10.02.16 |

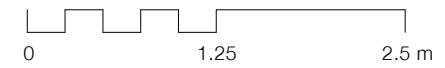
PROPOSED

New Office space for the study. All alterations to be checked or done by the contractor and to be his responsibility.

HÛT
 HÛT Architecture
 25-26 Oak Street
 London EC1V 9JL
 T 020 7749 8610
 E info@hutarchitecture.com

Job: Chalcot Square
 Job No: H349
 Drawing: Proposed Roof Plan

Scale: 1:25 @ A1, 1:50 @ A3
 Drawing No: 014
 Revision: H





014_Proposed Roof Plan
14525

013_Proposed Third Floor
10250

012_Proposed Second Floor
7200

011_Proposed First Floor
3650

010_Proposed Ground Floor
0

009_Proposed Lower Ground Floor
-2680

Patching and repair of facade following removal of existing boiler flue
Replacement of single corner glass pane following removal of existing extract fan

No. 17 CHALCOT SQUARE
AREA NOT SURVEYED

No. 15 CHALCOT SQUARE
AREA NOT SURVEYED

No. 16 CHALCOT SQUARE

New entrance door and front steps to match No. 17 Chalcot Square. Refer to Design and Access Statement for details

Existing slate roof to be refurbished. General repairs to flashings & slate tiles as required

NOTE:
Architectural Information - the level of detail shown on the drawings is relative to the submission of a PLANNING APPLICATION. The drawings should therefore not be used for any other purpose without the prior agreement of the architect, and subsequent checking / development by others.
Dimensions and setting out - should be checked on site; see above
Structure & Construction - these drawings, unless expressly noted otherwise, have not been fully coordinated with a Structural Engineer's input and show indicative construction build-up only
Building Control - the client / the contractor will liaise directly with Local Authority to ensure the project is completed in accordance with the Building Regulations
Planning - the client / the contractor will ensure that the project is completed in accordance with the approved planning drawings and take responsibility for the discharge of any planning conditions
Party Walls & Rights to Light - the client / the contractor ensure that any notices and consents required are obtained before work commences
Archaeological & Ecological - the client / the contractor will ensure that any notices and consents required are obtained before work commences

NOTE:
Glazing Allowances will need to be negotiated with Building Control as per Approved Document L1B Conservation of Fuel and Power

| Revisions | | |
|-----------|--|----------|
| No. | Description | Date |
| C | Design Team Meeting | 1.12.15 |
| D | Design Team Issue | 9.12.15 |
| E | Design Team Issue | 16.12.15 |
| F | Planning Issue | 17.12.15 |
| G | Planning Revisions: Remove one rooflight. Move one rooflight to rear slope. Remove critical glazed screen above kitchen units. Add new plasterboard ceiling to master bedroom. Change colour of new glazing frames | 10.02.16 |

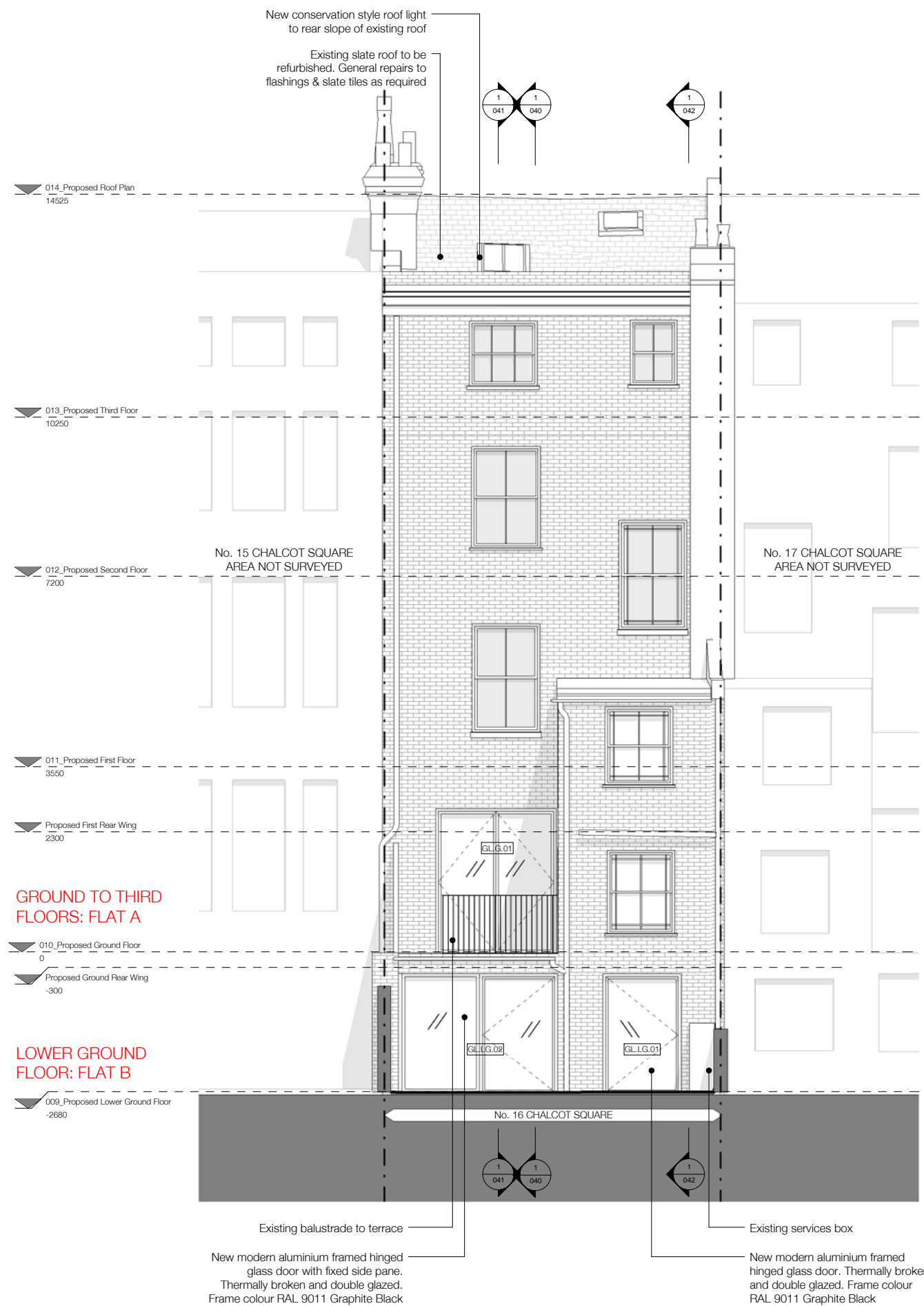
PROPOSED

Note: Client is responsible for the accuracy of information to be provided on drawings. The contractor will be held responsible.

HÛT
HÛT Architecture
3rd Floor
25-26 Old Street
London EC1Y 4BS
T 020 7399 8660
E info@hutarchitecture.com

Job: Chalcot Square
Job No: H349
Drawing: Proposed North Front
Elevation
Scale: 1:100 @ A1, 1:200 @ A3
Drawing No: 030
Revision: G





GROUND TO THIRD FLOORS: FLAT A

LOWER GROUND FLOOR: FLAT B

014 Proposed Roof Plan 14525

013 Proposed Third Floor 10250

012 Proposed Second Floor 7200

011 Proposed First Floor 3550

Proposed First Rear Wing 2300

010 Proposed Ground Floor 0

Proposed Ground Rear Wing -300

009 Proposed Lower Ground Floor -2680

No. 15 CHALCOT SQUARE AREA NOT SURVEYED

No. 17 CHALCOT SQUARE AREA NOT SURVEYED

No. 16 CHALCOT SQUARE

Existing balustrade to terrace

Existing services box

New modern aluminium framed hinged glass door with fixed side pane. Thermally broken and double glazed. Frame colour RAL 9011 Graphite Black

New modern aluminium framed hinged glass door. Thermally broken and double glazed. Frame colour RAL 9011 Graphite Black

New conservation style roof light to rear slope of existing roof

Existing slate roof to be refurbished. General repairs to flashings & slate tiles as required

1 041

1 040

1 042

1 041

1 040

1 042

1 041

1 040

1 042

1 041

1 040

1 042

1 041

1 040

1 042

1 041

1 040

1 042

1 041

1 040

1 042

1 041

1 040

1 042

1 041

1 040

1 042

1 041

1 040

1 042

1 041

1 040

1 042

1 041

1 040

1 042

1 041

1 040

1 042

1 041

1 040

1 042

1 041

1 040

1 042

1 041

1 040

1 042

1 041

1 040

1 042

1 041

1 040

1 042

1 041

1 040

1 042

1 041

1 040

1 042

1 041

1 040

1 042

1 041

1 040

1 042

1 041

1 040

1 042

1 041

1 040

1 042

1 041

1 040

1 042

1 041

1 040

1 042

1 041

1 040

1 042

1 041

1 040

1 042

1 041

1 040

1 042

1 041

1 040

1 042

1 041

1 040

1 042

1 041

1 040

1 042

1 041

1 040

1 042

1 041

1 040

1 042

1 041

1 040

1 042

1 041

1 040

1 042

1 041

1 040

1 042

1 041

1 040

1 042

1 041

1 040

1 042

1 041

1 040

1 042

1 041

1 040

1 042

1 041

1 040

1 042

1 041

1 040

1 042

1 041

1 040

1 042

1 041

1 040

1 042

1 041

1 040

1 042

1 041

1 040

1 042

1 041

1 040

1 042

1 041

1 040

1 042

1 041

1 040

1 042

NOTE:

Architectural Information - the level of detail shown on the drawings is relative to the submission of a PLANNING APPLICATION. The drawings should therefore not be used for any other purpose without the prior agreement of the architect, and subsequent checking / development by others.

Dimensions and setting out - should be checked on site; see above.

Structure & Construction - these drawings, unless expressly noted otherwise, have not been fully coordinated with a Structural Engineer's input and show indicative construction build-up only.

Building Control - the client / the contractor will liaise directly with Local Authority to ensure the project is completed in accordance with the Building Regulations.

Planning - the client / the contractor will ensure that the project is completed in accordance with the approved planning drawings and take responsibility for the discharge of any planning conditions.

Party Walls & Rights to Light - the client / the contractor ensure that any notices and consents required are obtained before work commences.

Archaeological & Ecological - the client / the contractor will ensure that any notices and consents required are obtained before work commences.

NOTE:
Glazing Allowances will need to be negotiated with Building Control as per Approved Document L1B Conservation of Fuel and Power

| Revisions | | |
|-----------|---|----------|
| No. | Description | Date |
| C | Design Team Meeting | 1.12.15 |
| D | Design Team Issue | 9.12.15 |
| E | Design Team Issue | 16.12.15 |
| F | Planning Issue | 17.12.15 |
| G | Planning Revisions: Remove one rooflight. Move one rooflight to rear slope. Remove critical glazed screen above kitchen units. Add new plasterboard ceiling to master bedroom. Change colour of new glazing frames. | 10.02.16 |

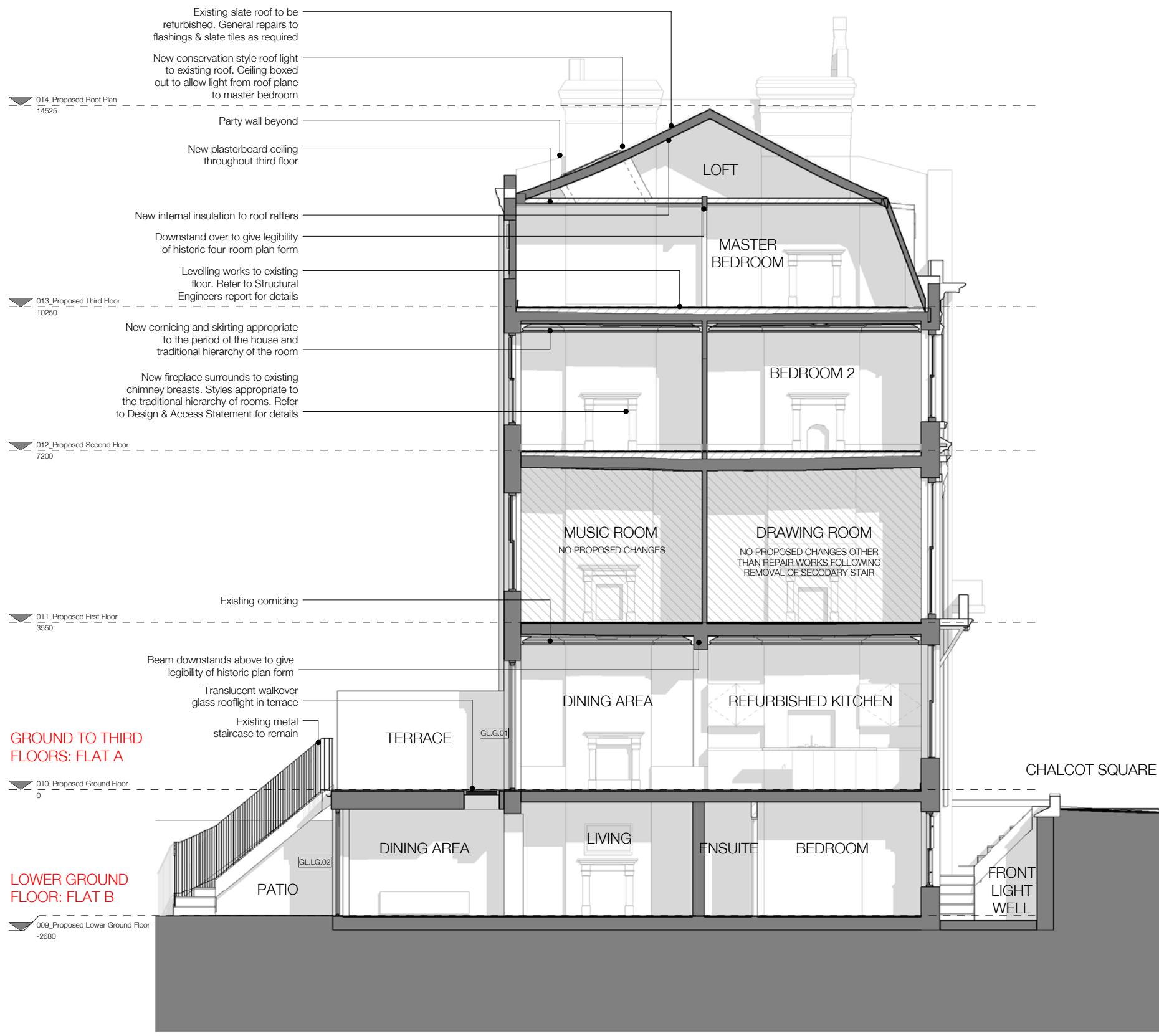
PROPOSED

New Office space for the company, 400sqm to be provided on site by the contractor and to be the responsibility of the contractor.

HÛT
HÛT Architecture
3rd Floor
25-26 Old Street
London EC1Y 4BS
T 020 7399 8660
E info@hutarchitecture.com

Job: Chalcot Square
Job No: H349
Drawing: Proposed South Rear Elevation
Scale: 1:50 @ A1, 1:100 @ A3
Drawing No: 031
Revision: G





NOTE:

Architectural Information - the level of detail shown on the drawings is relative to the submission of a PLANNING APPLICATION. The drawings should therefore not be used for any other purpose without the prior agreement of the architect, and subsequent checking / development by others.

Dimensions and setting out - should be checked on site; see above

Structure & Construction - these drawings, unless expressly noted otherwise, have not been fully coordinated with a Structural Engineer's input and show indicative construction build-up only

Building Control - the client / the contractor will liaise directly with Local Authority to ensure the project is completed in accordance with the Building Regulations

Planning - the client / the contractor will ensure that the project is completed in accordance with the approved planning drawings and take responsibility for the discharge of any planning conditions

Party Walls & Rights to Light - the client / the contractor ensure that any notices and consents required are obtained before work commences

Archaeological & Ecological - the client / the contractor will ensure that any notices and consents required are obtained before work commences

NOTE:

Glazing Allowances will need to be negotiated with Building Control as per Approved Document L1B Conservation of Fuel and Power

WALL KEY

| | |
|--|----------|
| | EXISTING |
| | PROPOSED |

Revisions

| No. | Description | Date |
|-----|---|----------|
| D | Design Team Issue | 9.12.15 |
| E | Design Team Issue | 15.12.15 |
| F | Planning Issue | 17.12.15 |
| G | Planning Issue | 21.12.05 |
| H | Planning Revisions: Remove one rooflight. Move one rooflight to rear slope. Remove crystal glazed screen above kitchen units. Add new plasterboard ceiling to master bedroom. Change colour of new glazing frames | 10.02.16 |

PROPOSED

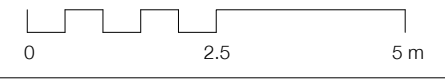
New. Do not use for the design. All dimensions to be checked on site by the contractor and to be his responsibility.

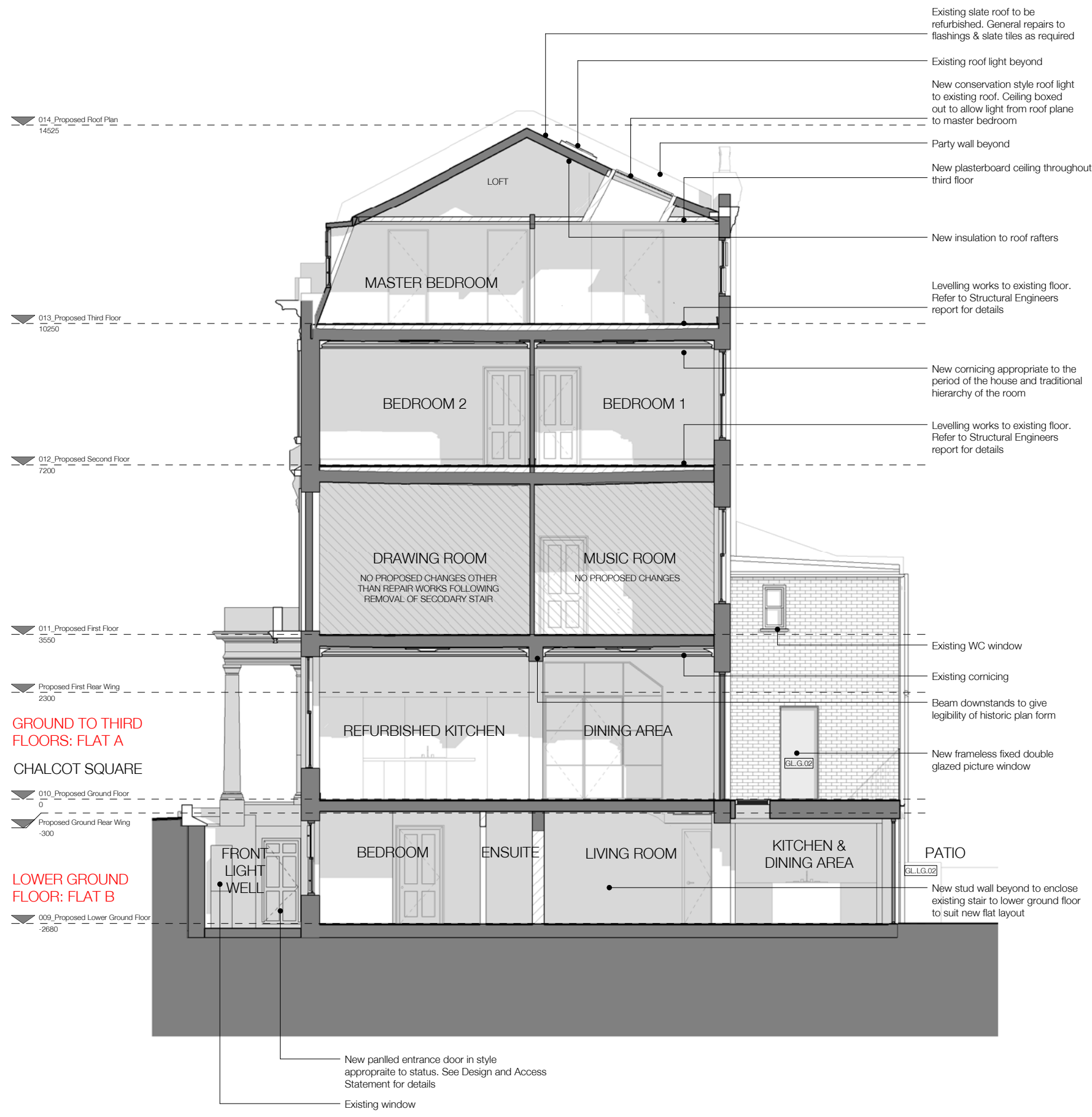
HÛT Architecture
3rd Floor
25-26 Old Street
London EC1Y 4BS
T 020 7399 8660
E info@hutarchitecture.com

HÛT

Job: Chalcot Square
Job No: H349
Drawing: Proposed Section 01

Scale: 1:50 @ A1, 1:100 @ A3
Drawing No: 040
Revision: H





014_Proposed Roof Plan
14525

013_Proposed Third Floor
10250

012_Proposed Second Floor
7200

011_Proposed First Floor
3550

Proposed First Rear Wing
2300

GROUND TO THIRD FLOORS: FLAT A

CHALCOT SQUARE

010_Proposed Ground Floor
0

Proposed Ground Rear Wing
-300

LOWER GROUND FLOOR: FLAT B

009_Proposed Lower Ground Floor
-2680

Existing slate roof to be refurbished. General repairs to flashings & slate tiles as required

Existing roof light beyond
New conservation style roof light to existing roof. Ceiling boxed out to allow light from roof plane to master bedroom

Party wall beyond
New plasterboard ceiling throughout third floor

New insulation to roof rafters

Levelling works to existing floor. Refer to Structural Engineers report for details

New coricing appropriate to the period of the house and traditional hierarchy of the room

Levelling works to existing floor. Refer to Structural Engineers report for details

Existing WC window

Existing coricing

Beam downstands to give legibility of historic plan form

New frameless fixed double glazed picture window

PATIO
New stud wall beyond to enclose existing stair to lower ground floor to suit new flat layout

New panled entrance door in style appropriate to status. See Design and Access Statement for details

Existing window

NOTE:
Architectural Information - the level of detail shown on the drawings is relative to the submission of a PLANNING APPLICATION. The drawings should therefore not be used for any other purpose without the prior agreement of the architect, and subsequent checking / development by others.
Dimensions and setting out - should be checked on site; see above
Structure & Construction - these drawings, unless expressly noted otherwise, have not been fully coordinated with a Structural Engineer's input and show indicative construction build-up only
Building Control - the client / the contractor will liaise directly with Local Authority to ensure the project is completed in accordance with the Building Regulations
Planning - the client / the contractor will ensure that the project is completed in accordance with the approved planning drawings and take responsibility for the discharge of any planning conditions
Party Walls & Rights to Light - the client / the contractor ensure that any notices and consents required are obtained before work commences
Archaeological & Ecological - the client / the contractor will ensure that any notices and consents required are obtained before work commences

NOTE:
Glazing Allowances will need to be negotiated with Building Control as per Approved Document L1B Conservation of Fuel and Power

WALL KEY

| | |
|--|----------|
| | EXISTING |
| | PROPOSED |

Revisions

| No. | Description | Date |
|-----|---|----------|
| D | Design Team Issue | 9.12.15 |
| E | Design Team Issue | 15.12.15 |
| F | Planning Issue | 17.12.15 |
| G | Planning Revisions: Remove one rooflight. Move one rooflight to rear slope. Remove critical glazed screen above kitchen units. Add new plasterboard ceiling to master bedroom. Change colour of new glazing frames. | 10.02.16 |
| H | Planning Revisions: Extent of GF critical glazing reduced | 15.02.16 |

PROPOSED

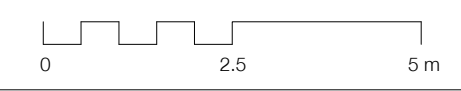
New Client use for this drawing. All dimensions to be checked on site by the contractor and to be his responsibility.

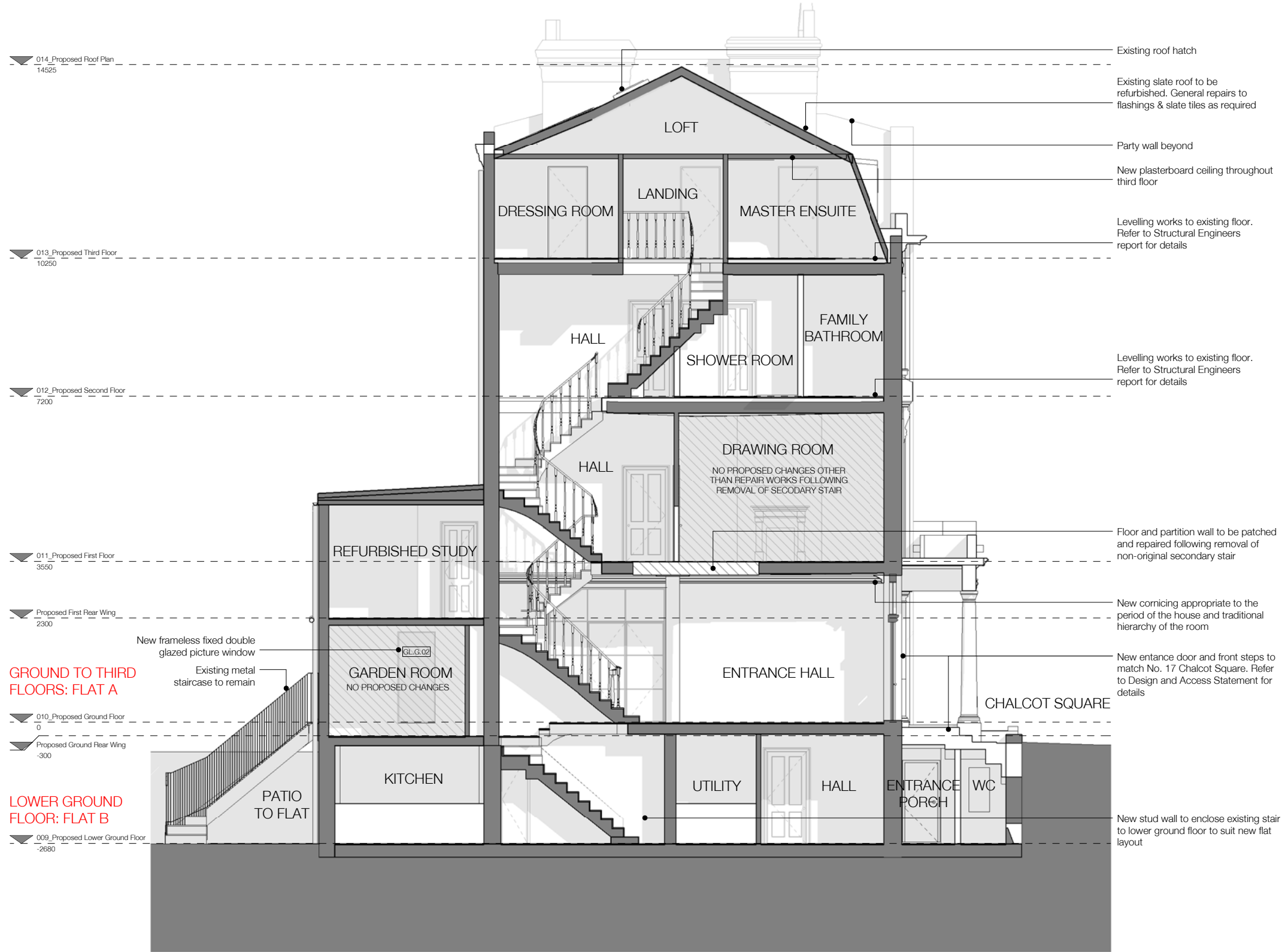
HÛT Architecture
3rd Floor
25-26 Old Street
London EC1Y 4BS
T 020 7399 8600
E info@hutarchitecture.com

HÛT

Job: Chalcot Square
Job No: H349
Drawing: Proposed Section 02

Scale: 1:50 @ A1, 1:100 @ A3
Drawing No: 041
Revision: H





NOTE:

Architectural Information - the level of detail shown on the drawings is relative to the submission of a PLANNING APPLICATION. The drawings should therefore not be used for any other purpose without the prior agreement of the architect, and subsequent checking / development by others.

Dimensions and setting out - should be checked on site; see above

Structure & Construction - these drawings, unless expressly noted otherwise, have not been fully coordinated with a Structural Engineer's input and show indicative construction build-up only

Building Control - the client / the contractor will liaise directly with Local Authority to ensure the project is completed in accordance with the Building Regulations

Planning - the client / the contractor will ensure that the project is completed in accordance with the approved planning drawings and take responsibility for the discharge of any planning conditions

Party Walls & Rights to Light - the client / the contractor ensure that any notices and consents required are obtained before work commences

Archaeological & Ecological - the client / the contractor will ensure that any notices and consents required are obtained before work commences

NOTE:

Glazing Allowances will need to be negotiated with Building Control as per Approved Document L1B Conservation of Fuel and Power

WALL KEY

| | |
|--|----------|
| | EXISTING |
| | PROPOSED |

| Revisions | | |
|-----------|---|----------|
| No. | Description | Date |
| B | Design Team Issue | 9.12.15 |
| C | Design Team Issue | 15.12.15 |
| D | Planning Issue | 17.12.15 |
| E | Planning Revisions: Remove one rooflight. Move one rooflight to rear slope. Remove critical glazed screen above kitchen units. Add new plasterboard ceiling to master bedroom. Change colour of new glazing frames. | 10.02.16 |
| F | Planning Revisions: Extent of GF critical glazing reduced | 15.02.16 |

PROPOSED

See Office use for this drawing. All dimensions to be checked on site by the contractor and to be his responsibility.

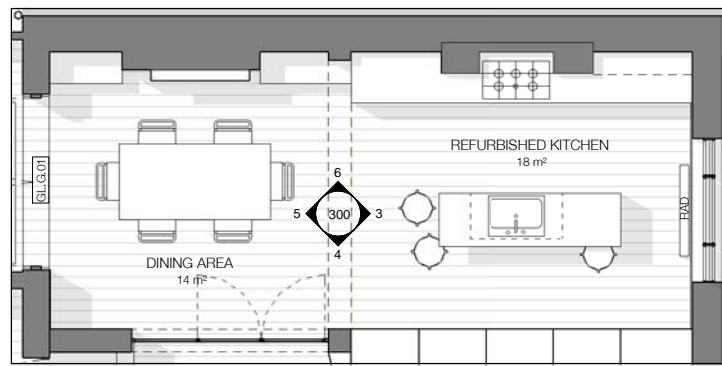
H&T Architecture
3rd Floor
25-26 Old Street
London EC1Y 4BS
T 020 7399 8660
E info@hntarchitecture.com



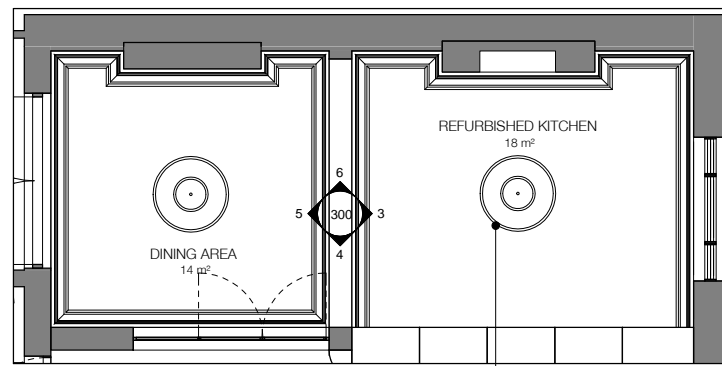
Job: Chalcot Square
Job No: H349
Drawing: Proposed Section 03

Scale: 1:50 @ A1, 1:100 @ A3
Drawing No: 042
Revision: F



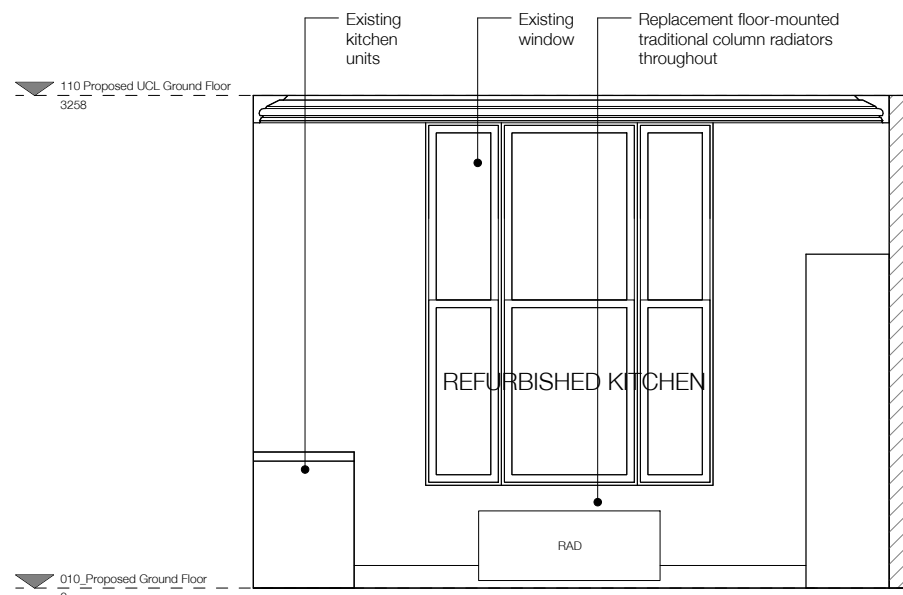


300.01 Plan 1:50@A1 / 1.100@A3
Refer also to drawing 010

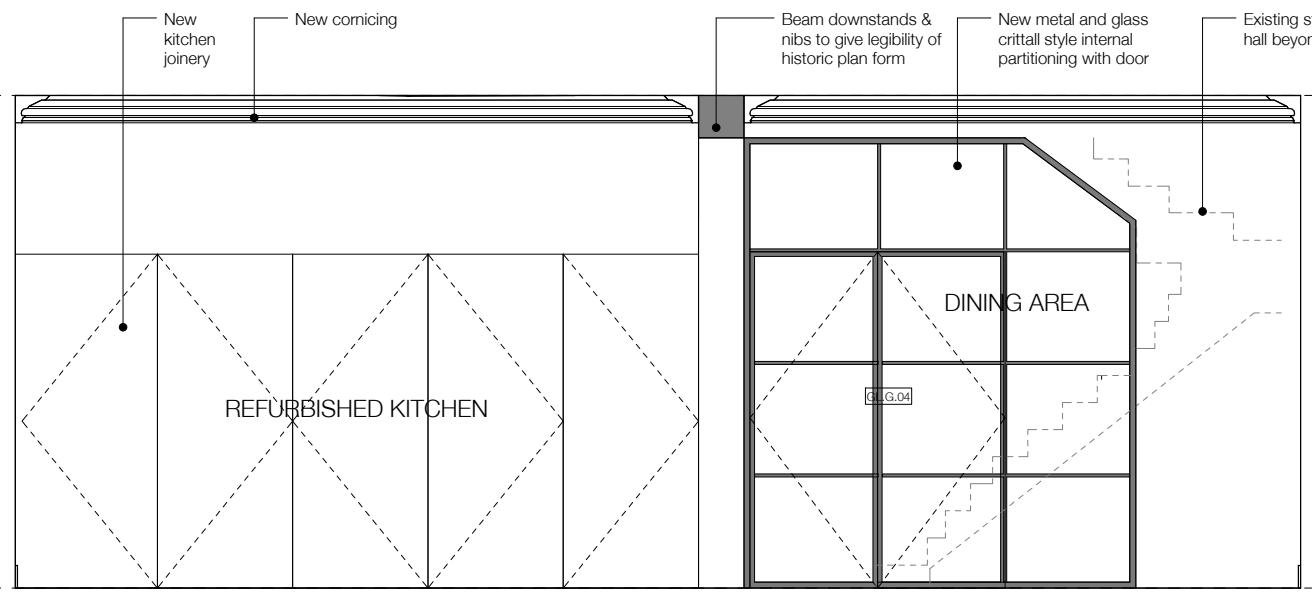


300.02 RCP 1:50@A1 / 1.100@A3

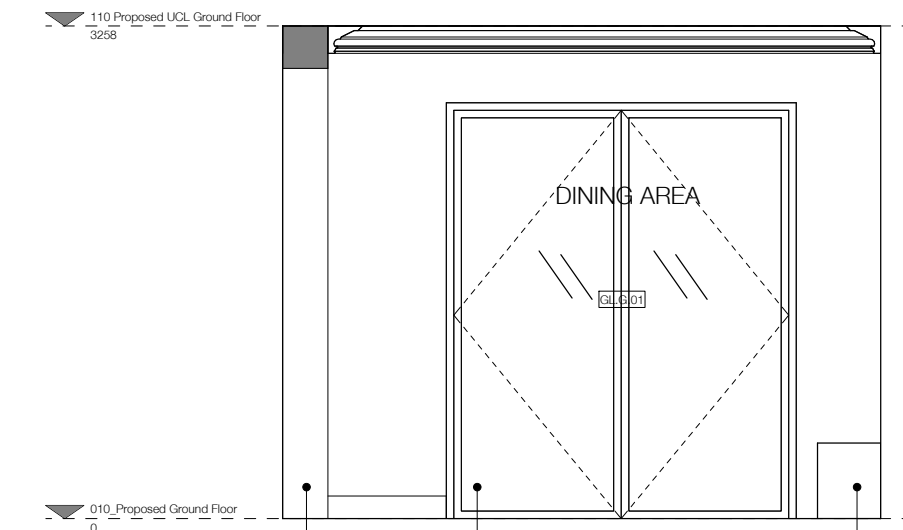
Existing ceiling roses



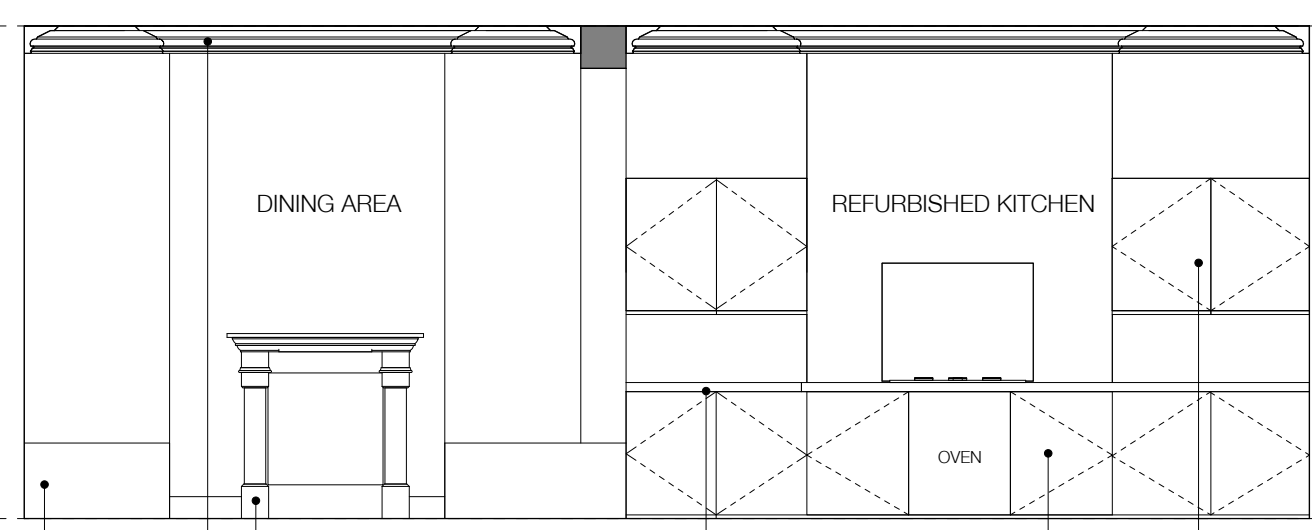
300.03 Internal Elevation



300.04 Internal Elevation



300.05 Internal Elevation



300.06 Internal Elevation

New metal and glass crittall style internal partitioning
New modern aluminium framed hinged glass double doors. Thermally broken and double glazed. Frame colour RAL 9010 Pure White

New banquet seat joinery to alcoves

Existing cornicing

New fireplace surrounds & register grates to existing chimney breasts. Styles appropriate to the traditional hierarchy of rooms. Refer to Design & Access Statement for details

Alterations to existing kitchen joinery to suit new layout

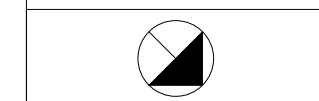
Existing kitchen units & hob

NOTE:
Architectural Information - the level of detail shown on the drawings is relative to the submission of a PLANNING APPLICATION. The drawings should therefore not be used for any other purpose without the prior agreement of the architect, and subsequent checking / development by others.
Dimensions and setting out - should be checked on site; see above.
Structure & Construction - these drawings, unless expressly noted otherwise, have not been fully coordinated with a Structural Engineer's input and show indicative construction build-up only.
Building Control - the client / the contractor will liaise directly with Local Authority to ensure the project is completed in accordance with the Building Regulations.
Planning - the client / the contractor will ensure that the project is completed in accordance with the approved planning drawings and take responsibility for the discharge of any planning conditions.
Party Walls & Rights to Light - the client / the contractor ensure that any notices and consents required are obtained before work commences.
Archaeological & Ecological - the client / the contractor will ensure that any notices and consents required are obtained before work commences.

NOTE:
Glazing Allowances will need to be negotiated with Building Control as per Approved Document L1B Conservation of Fuel and Power

WALL KEY

| | |
|--|----------|
| | EXISTING |
| | PROPOSED |



Revisions

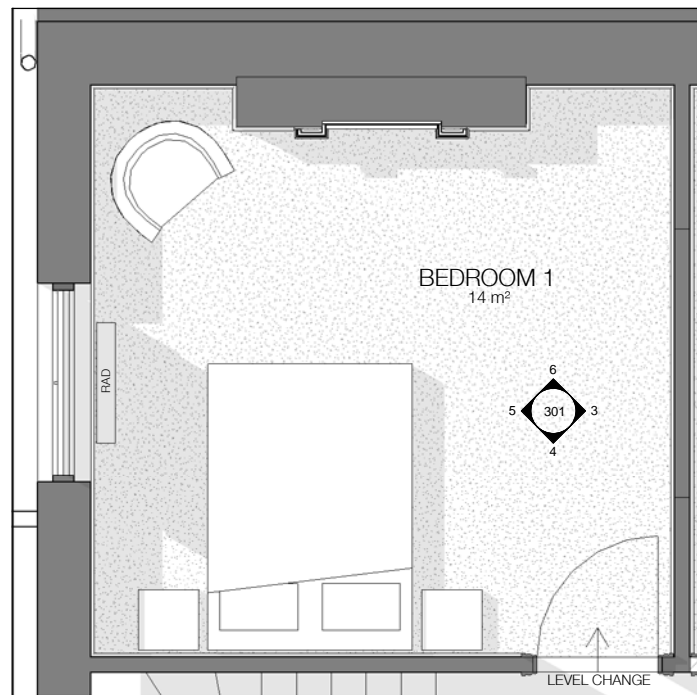
| No. | Description | Date |
|-----|---|----------|
| A | Design Team Issue | 9.12.15 |
| B | Design Team Issue | 15.12.15 |
| C | Planning Issue | 17.12.15 |
| D | Planning Revisions: Remove one rooflight. Move one rooflight to rear slope. Remove crittall glazed screen above kitchen units. Add new plasterboard ceiling to master bedroom. Change colour of new glazing frames. | 10.02.16 |
| E | Planning Revisions: Extent of GF crittall glazing reduced | 15.02.16 |

PROPOSED

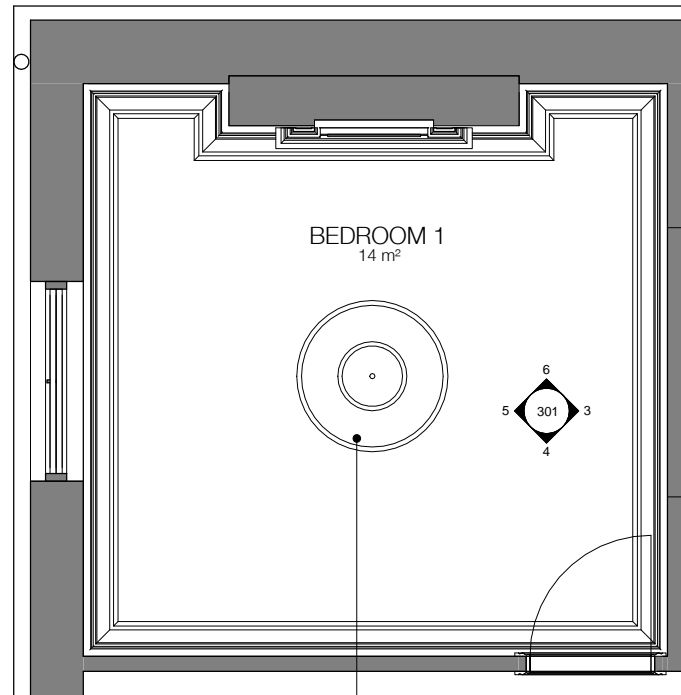
Job: Chalcot Square
Job No: H349
Drawing: Proposed Kitchen & Dining Area
Scale: 1:25 @ A1, 1:50 @ A3
Drawing No: 300
Revision: E

H&T Architecture
3rd Floor
25-26 Old Street
London EC1Y 4ER
T 020 7399 8600
E info@hntarchitecture.com

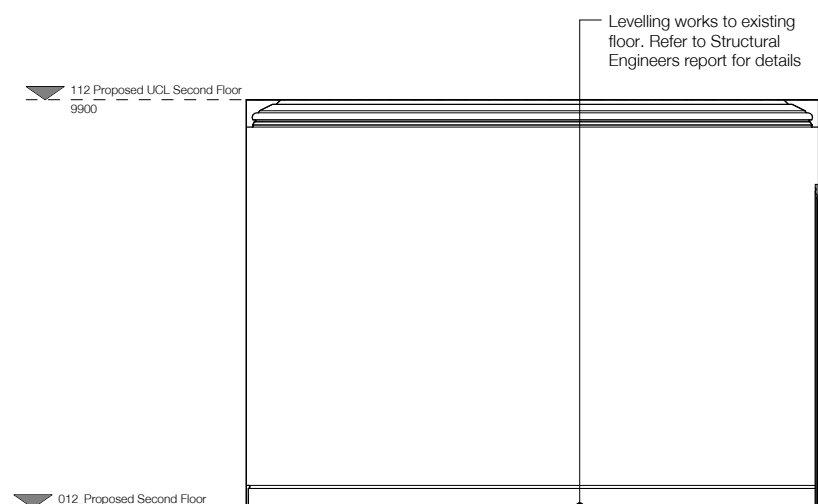




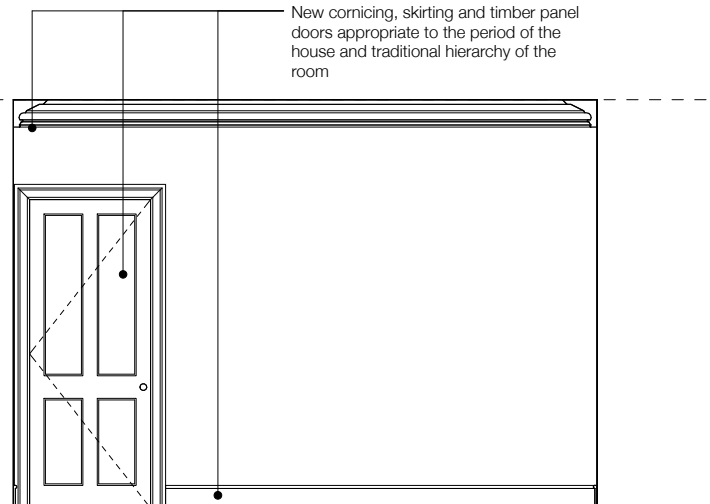
301.01 Plan
Refer also to drawing 012



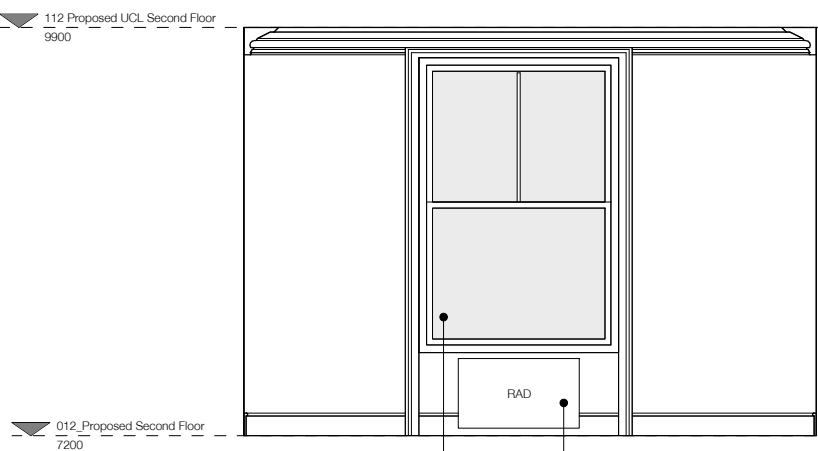
301.02 RCP
New ceiling rose appropriate to the period of the house and traditional hierarchy of the room



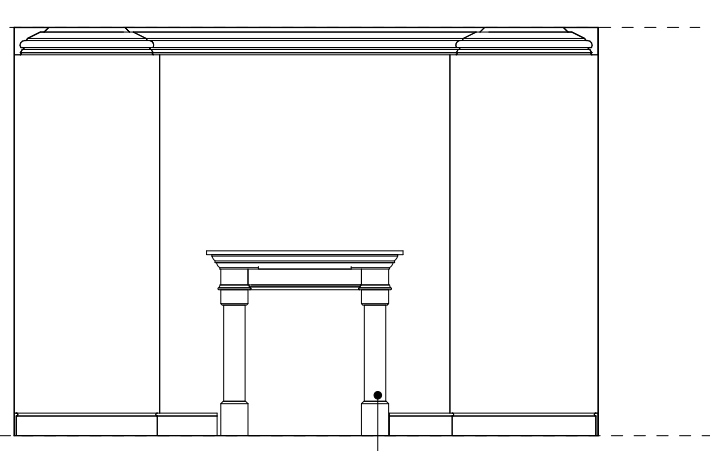
301.03 Internal Elevation



301.04 Internal Elevation



301.05 Internal Elevation



301.06 Internal Elevation

NOTE:
Architectural Information - the level of detail shown on the drawings is relative to the submission of a PLANNING APPLICATION. The drawings should therefore not be used for any other purpose without both the prior agreement of the architect, and subsequent checking / development by others.
Dimensions and setting out - should be checked on site; see above.
Structure & Construction - these drawings, unless expressly noted otherwise, have not been fully coordinated with a Structural Engineer's input and show indicative construction build-up only.
Building Control - the client / the contractor will liaise directly with Local Authority to ensure the project is completed in accordance with the Building Regulations.
Planning - the client / the contractor will ensure that the project is completed in accordance with the approved planning drawings and take responsibility for the discharge of any planning conditions.
Party Walls & Rights to Light - the client / the contractor ensure that any notices and consents required are obtained before work commences.
Archaeological & Ecological - the client / the contractor will ensure that any notices and consents required are obtained before work commences.

NOTE:
Glazing Allowances will need to be negotiated with Building Control as per Approved Document L1B Conservation of Fuel and Power

WALL KEY

| | |
|--|----------|
| | EXISTING |
| | PROPOSED |



Revisions

| No. | Description | Date |
|-----|-------------------|----------|
| A | Design Team Issue | 9.12.15 |
| B | Design Team Issue | 15.12.15 |
| C | Planning Issue | 17.12.15 |
| | | |
| | | |
| | | |

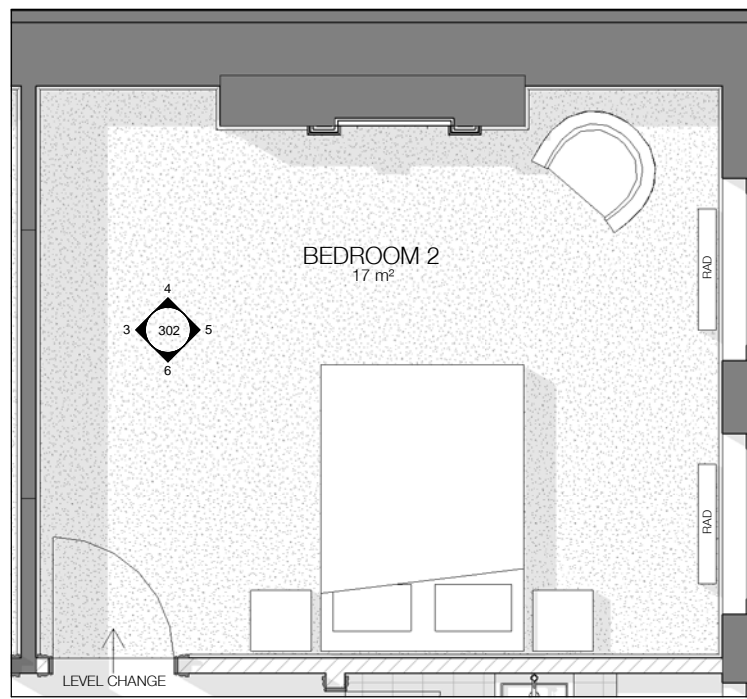
PROPOSED



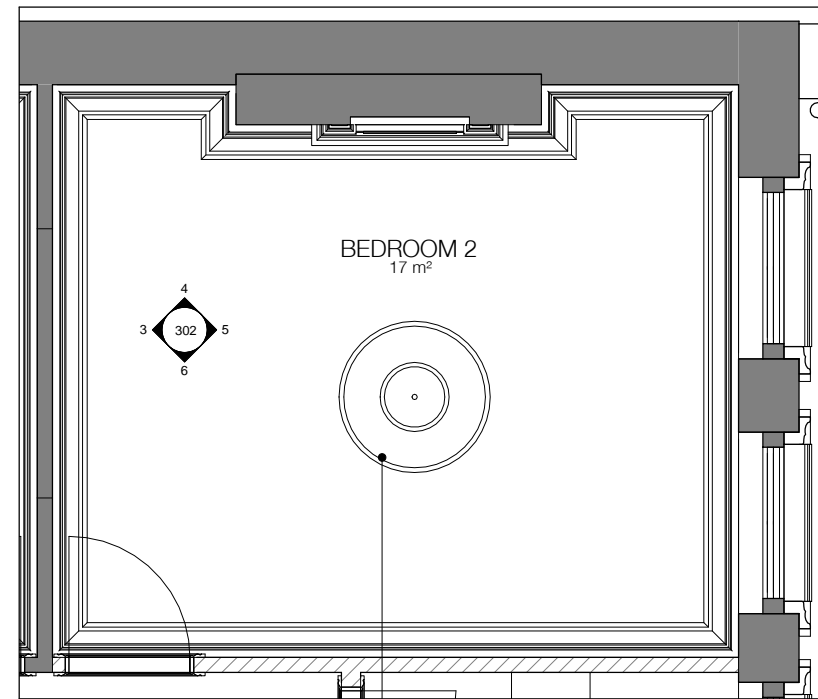
Job: Chalcot Square
Job No: H349
Drawing: Proposed Bedroom 1

Scale: 1:25 @ A1, 1:50 @ A3
Drawing No: 301
Revision: C



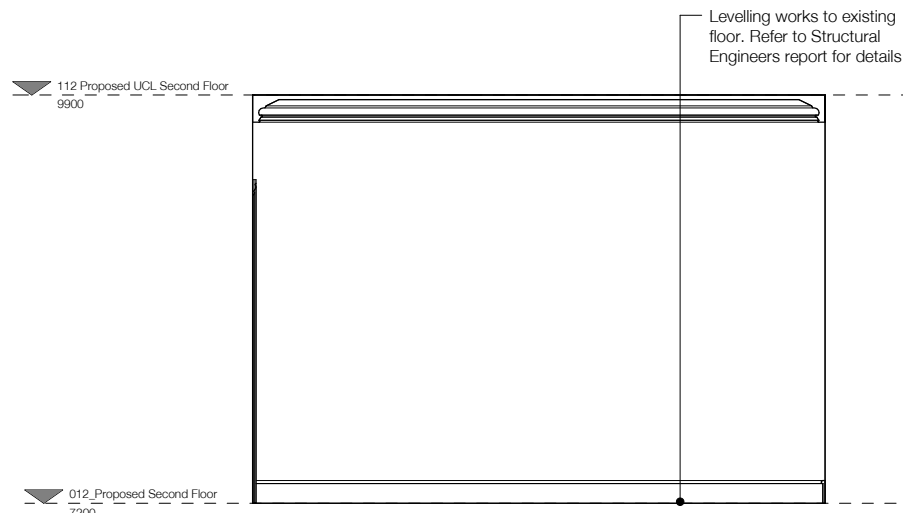


301.01 Plan
Refer also to drawing 012

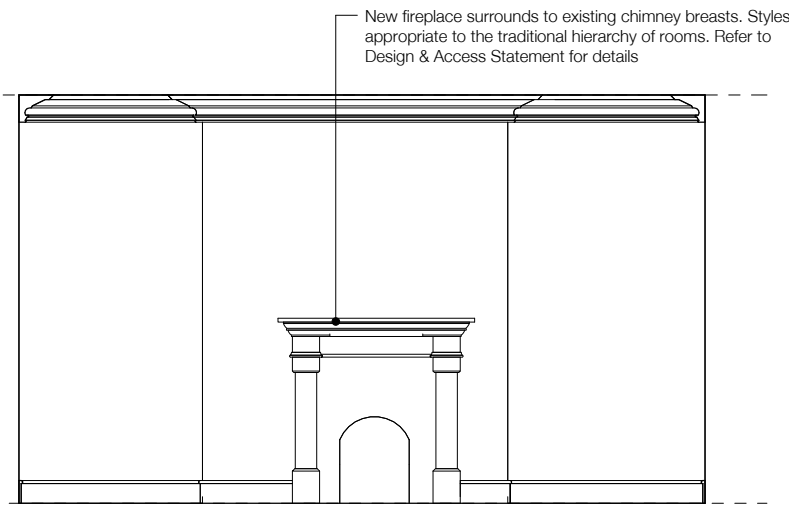


301.02 RCP

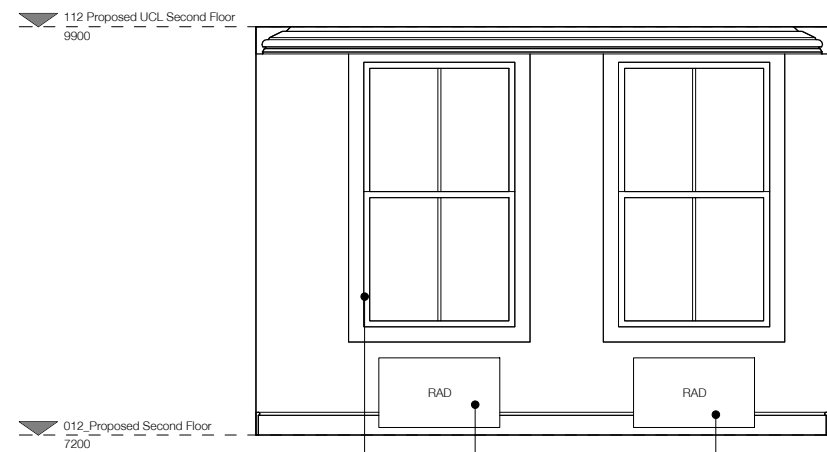
New ceiling rose appropriate to the period of the house and traditional hierarchy of the room



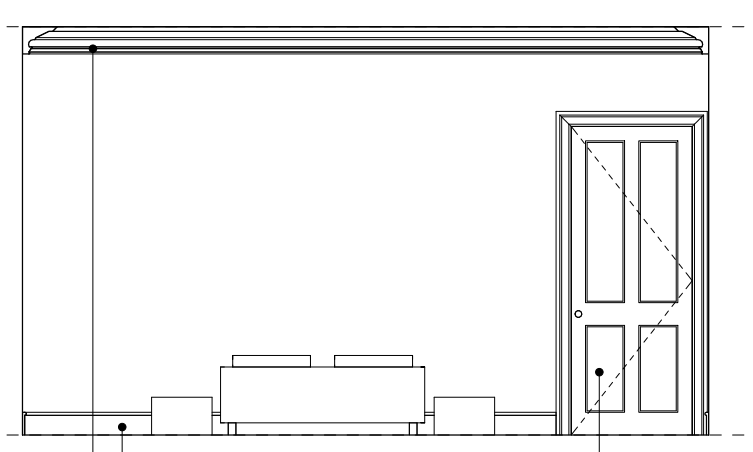
302.03 Internal Elevation



302.04 Internal Elevation



302.05 Internal Elevation



302.06 Internal Elevation

NOTE:
Architectural Information - the level of detail shown on the drawings is relative to the submission of a PLANNING APPLICATION. The drawings should therefore not be used for any other purpose without the prior agreement of the architect, and subsequent checking / development by others.
Dimensions and setting out - should be checked on site; see above.
Structure & Construction - these drawings, unless expressly noted otherwise, have not been fully coordinated with a Structural Engineer's input and show indicative construction build-up only.
Building Control - the client / the contractor will liaise directly with Local Authority to ensure the project is completed in accordance with the Building Regulations.
Planning - the client / the contractor will ensure that the project is completed in accordance with the approved planning drawings and take responsibility for the discharge of any planning conditions.
Party Walls & Rights to Light - the client / the contractor ensure that any notices and consents required are obtained before work commences.
Archaeological & Ecological - the client / the contractor will ensure that any notices and consents required are obtained before work commences.

NOTE:
Glazing Allowances will need to be negotiated with Building Control as per Approved Document L1B Conservation of Fuel and Power

WALL KEY

| | |
|--|----------|
| | EXISTING |
| | PROPOSED |



Revisions

| No. | Description | Date |
|-----|-------------------|----------|
| A | Design Team Issue | 9.12.15 |
| B | Design Team Issue | 15.12.15 |
| C | Planning Issue | 17.12.15 |
| | | |
| | | |
| | | |

PROPOSED

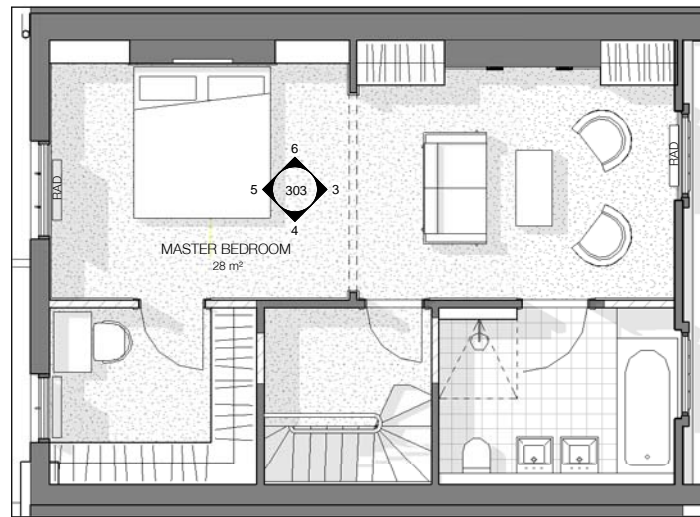
H&T Architecture
3rd Floor
25-26 Old Street
London EC1Y 4BS
T 020 7399 8660
E info@h&tarchitecture.com



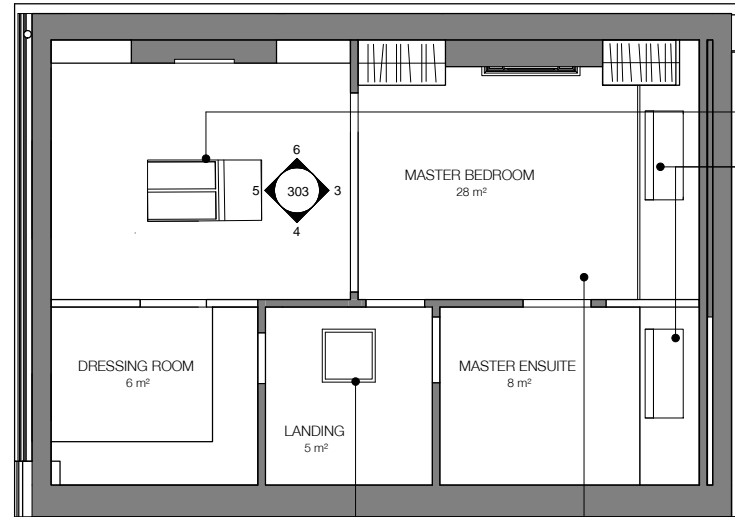
Job: Chalcot Square
Job No: H349
Drawing: Proposed Bedroom 2

Scale: 1:25 @ A1, 1:50 @ A3
Drawing No: 302
Revision: C



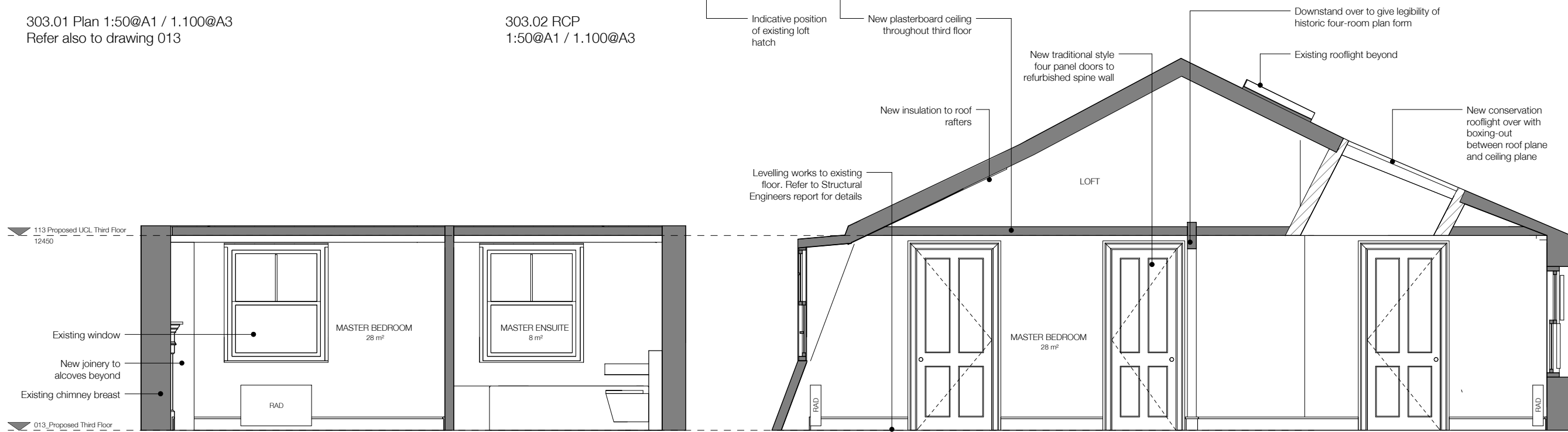


303.01 Plan 1:50@A1 / 1.100@A3
Refer also to drawing 013



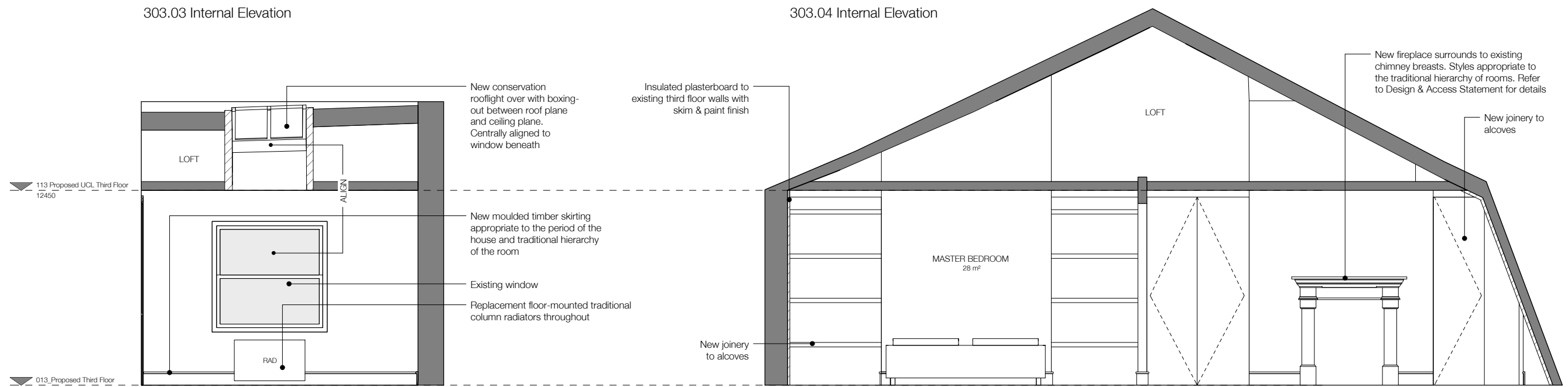
303.02 RCP
1:50@A1 / 1.100@A3

New conservation style roof light to rear slope of existing roof
Existing dormer window



303.03 Internal Elevation

303.04 Internal Elevation



303.05 Internal Elevation

303.06 Internal Elevation

NOTE:
Architectural Information - the level of detail shown on the drawings is relative to the submission of a PLANNING APPLICATION. The drawings should therefore not be used for any other purpose without the prior agreement of the architect, and subsequent checking / development by others.
Dimensions and setting out - should be checked on site, see above.
Structure & Construction - these drawings, unless expressly noted otherwise, have not been fully coordinated with a Structural Engineer's input and show indicative construction build-up only.
Building Control - the client / the contractor will liaise directly with Local Authority to ensure the project is completed in accordance with the Building Regulations.
Planning - the client / the contractor will ensure that the project is completed in accordance with the approved planning drawings and take responsibility for the discharge of any planning conditions.
Party Walls & Rights to Light - the client / the contractor ensure that any notices and consents required are obtained before work commences.
Archaeological & Ecological - the client / the contractor will ensure that any notices and consents required are obtained before work commences.

NOTE:
Glazing Allowances will need to be negotiated with Building Control as per Approved Document L1B Conservation of Fuel and Power

WALL KEY

| | |
|--|----------|
| | EXISTING |
| | PROPOSED |



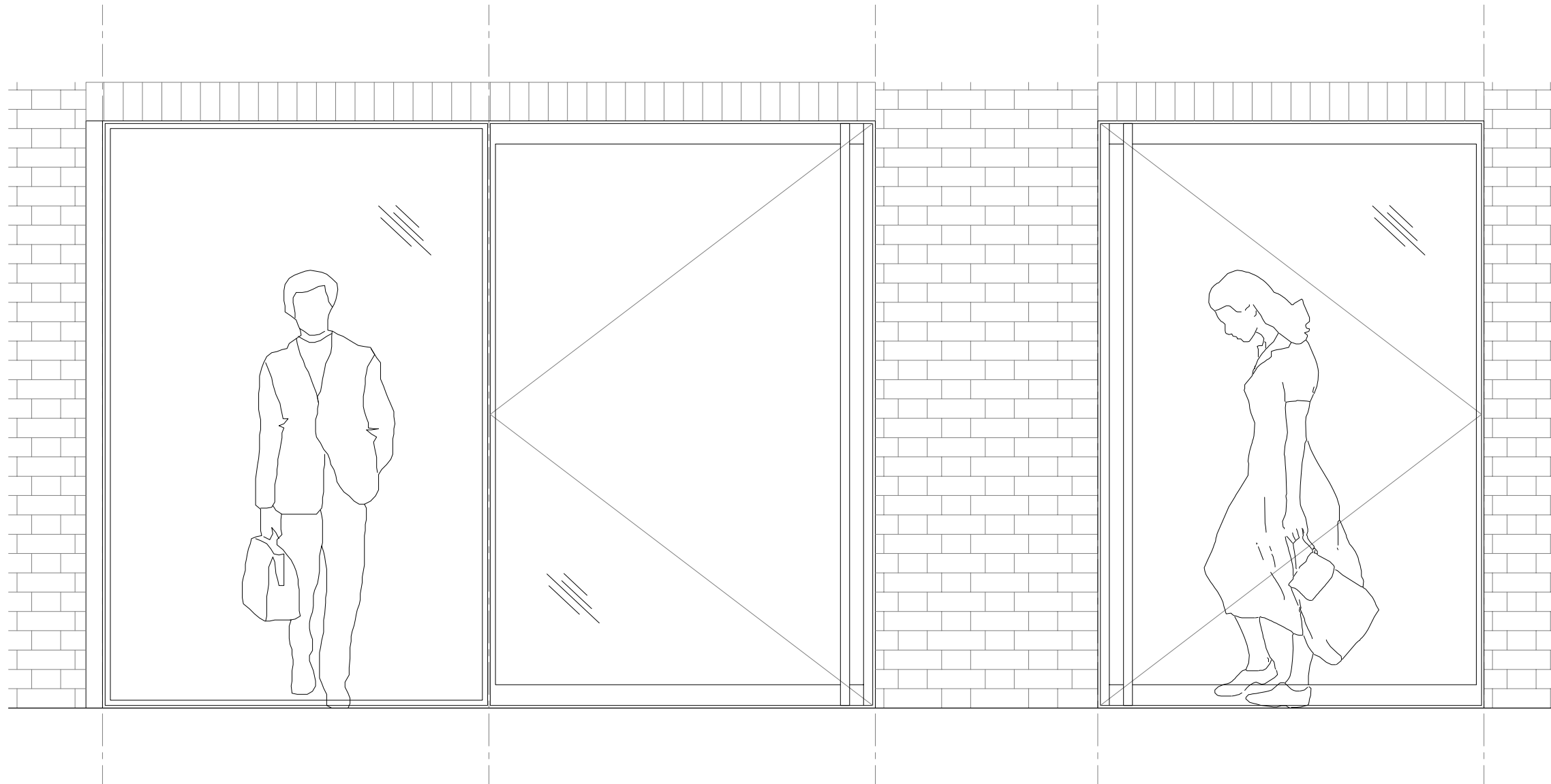
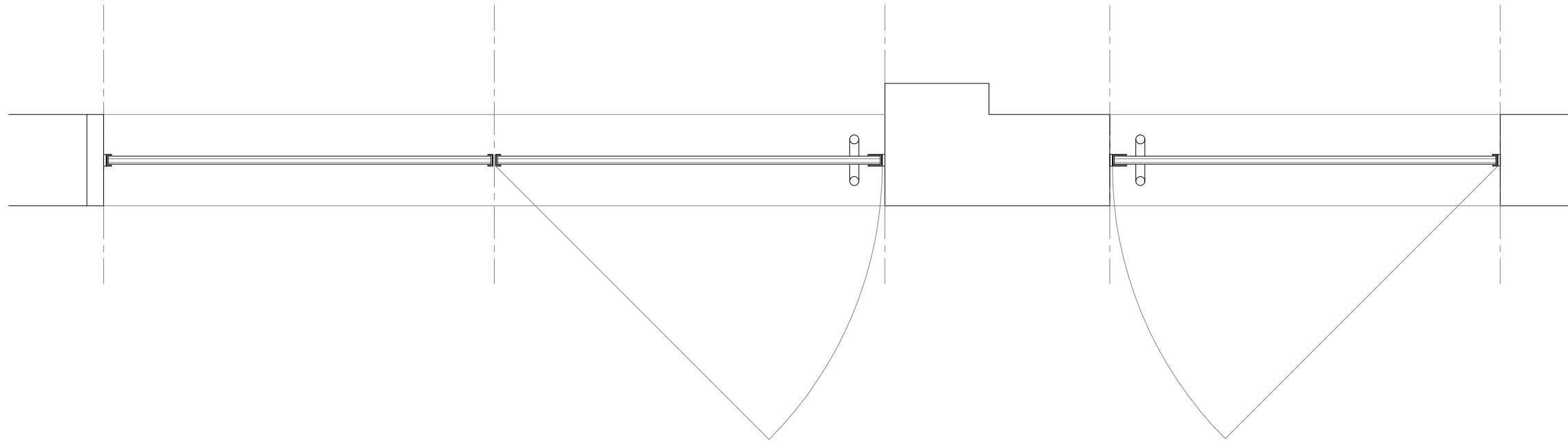
| Revisions | | |
|-----------|--|----------|
| No. | Description | Date |
| B | Design Team Issue | 15.12.15 |
| C | Planning Issue | 17.12.15 |
| D | Planning Revisions: Remove one rooflight. Move one rooflight to rear slope. Remove crystal glazed screen above kitchen units. Add new plasterboard ceiling to master bedroom. Change colour of new glazing frames. | 10.02.16 |
| E | Planning Revisions: Extent of LGF openings & kitchen layout; Third floor panel doors & skirting. | 17.03.16 |

PROPOSED



Job: Chaloot Square
Job No: H349
Drawing: Proposed Master Bedroom
Scale: 1:25 @ A1, 1:50 @ A3
Drawing No: 303
Revision: E





PROPOSED

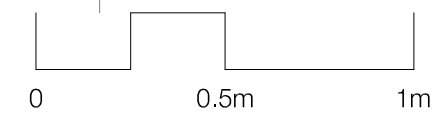
Revisions:
 Rev A - 16/12/15 - General updates.
 Rev B - 17/12/15 - Scale bar added.

Note:
 Do not scale from this drawing. All dimensions and details are based on the
 specification and to be confirmed.

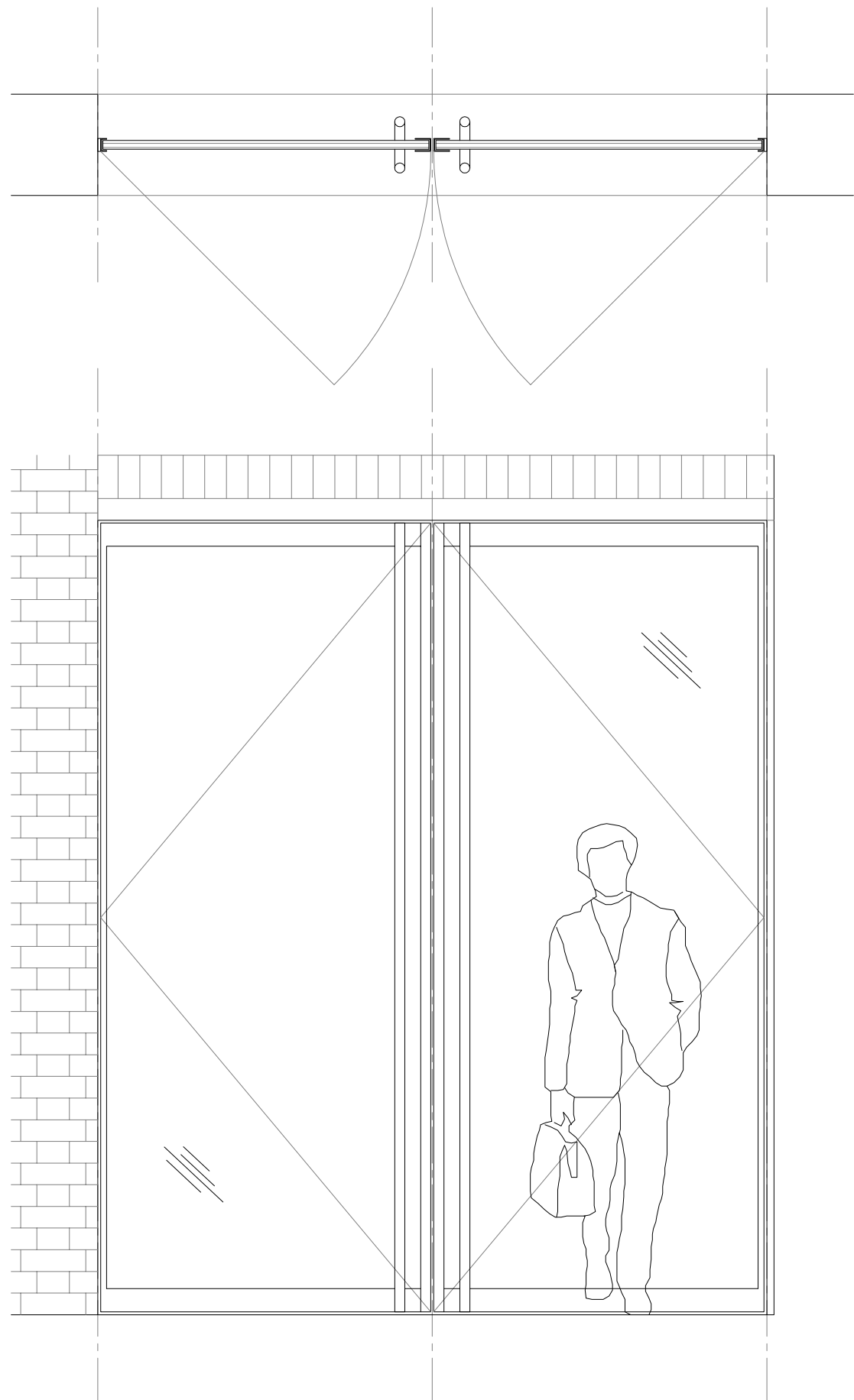
H&J
 35-39 Old Street
 London
 EC1Y 1SP
 T: 020 7399 8840
 E: h&j@h&j.co.uk



Job: Chalcot Square
 Job No: H349
 Location: -
 Drawing: Proposed LG Swing
 Doors
 Scale: 1:10@A1 / 1:20@A3
 Drawing No: 401
 Revision: B

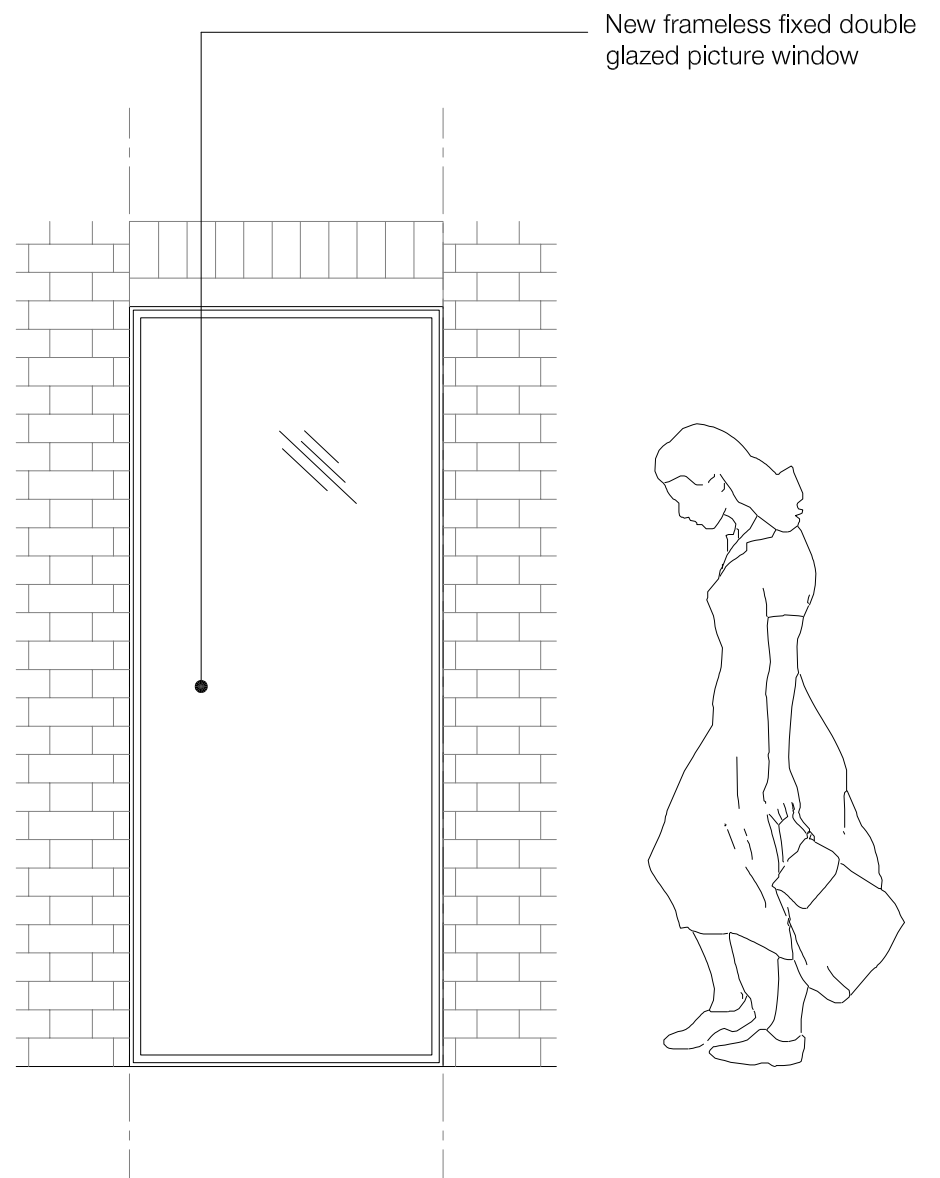
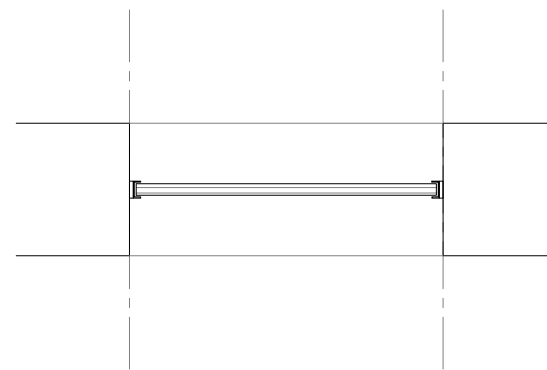


401.01 Proposed LG Swing Doors



402.01 Proposed GF Terrace Double Swing Doors

402.00 Proposed GF Terrace Drawings



402.02 Proposed GF Terrace Fixed Window

PROPOSED

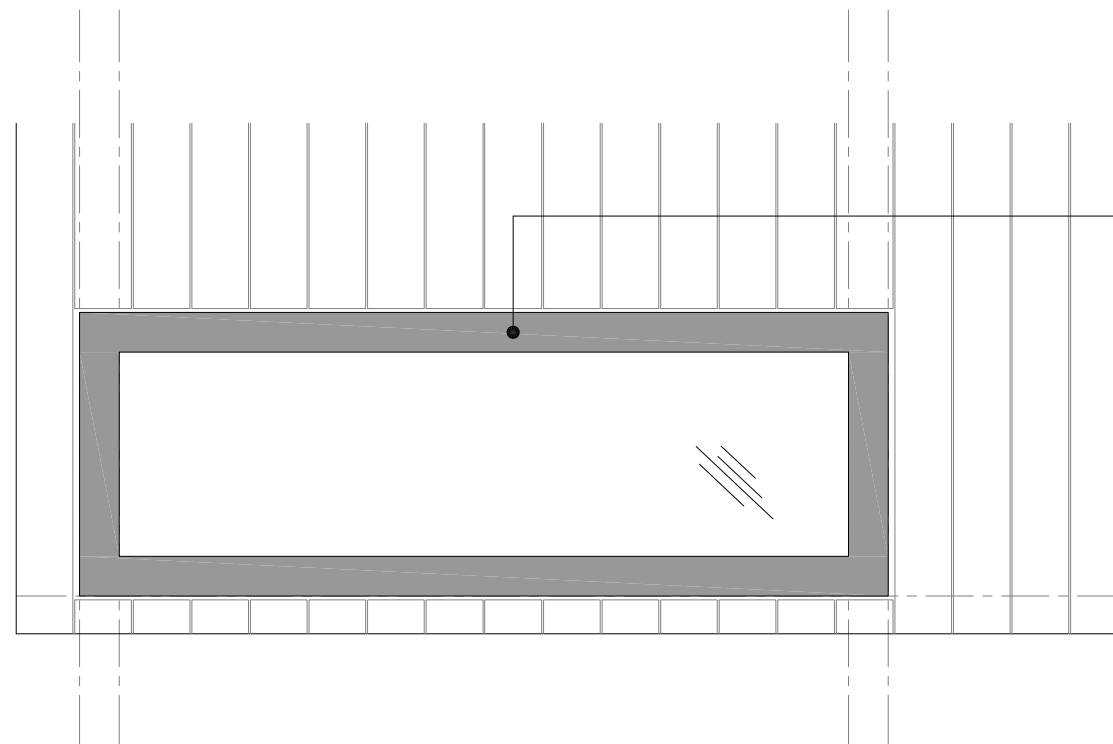
Revisions:
 Rev A - 16/12/15 - General updates.
 Rev B - 17/12/15 - Scale bar added.

Notes:
 Do not scale from this drawing. All dimensions and details are checked on site by the contractor and to be followed.

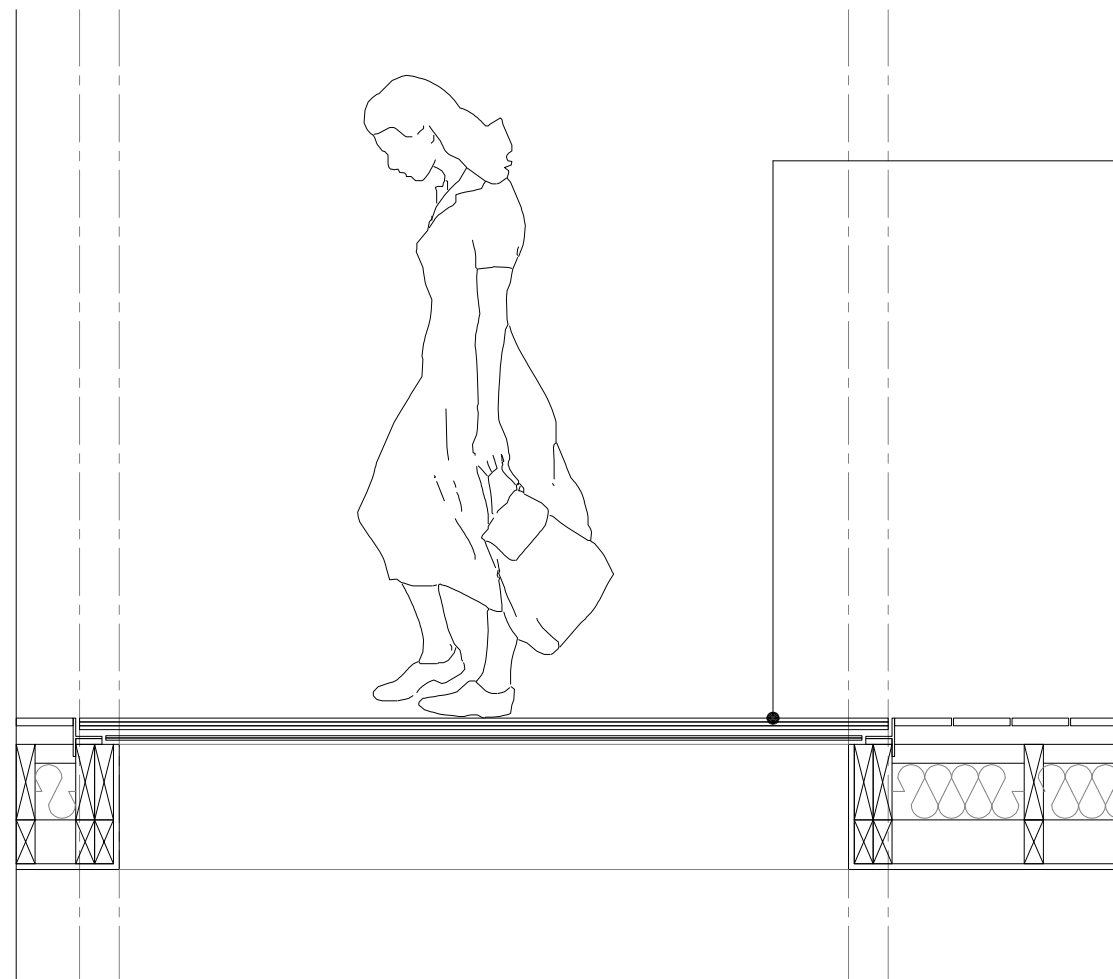
H&J
 35-39 Old Street
 London
 EC1Y 1SP
 T: 020 7399 8840
 E: h&j@h&j.co.uk



Job: Chalcot Square
 Job No: H349
 Location: -
 Drawing: Proposed GF Terrace
 Drawings
 Scale: 1:10@A1 / 1:20@A3
 Drawing No: 402
 Revision: B



Area of back painted glass



Opaque walkover glass rooflight in terrace

PROPOSED

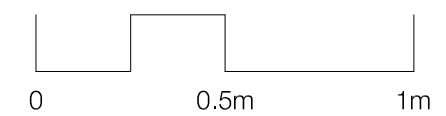
Revisions:
 Rev A - 16/12/15 - General updates.
 Rev B - 17/12/15 - Scale bar added.

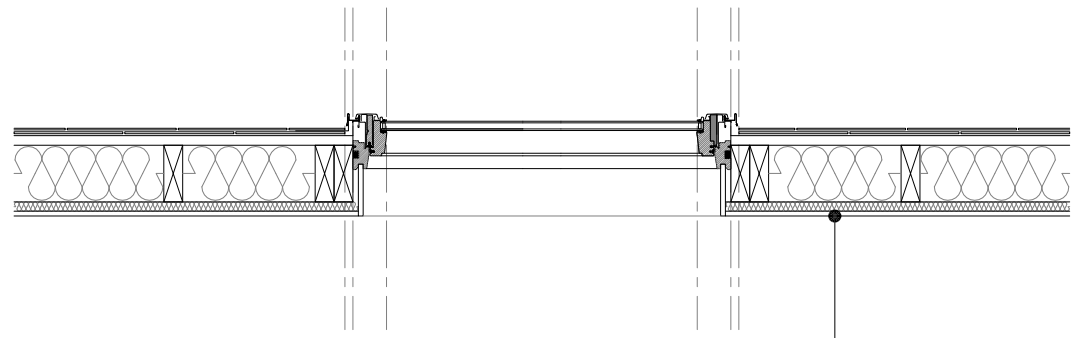
Note: Do not scale from this drawing. All dimensions and details are checked on site by the contractor and to be followed.

HÛT
 35-39 Old Street
 London
 EC1Y 1SP
 T 020 7399 8840
 E info@hutat.square.com




Job: Chalcot Square
 Job No: H349
 Location: -
 Drawing: Proposed GF Terrace
 Walkover Roof Light
 Scale: 1:10@A1 / 1:20@A3
 Drawing No: 403
 Revision: B





Insulating plasterboard fixed internally



New conservation style roof lights to existing roof

PROPOSED

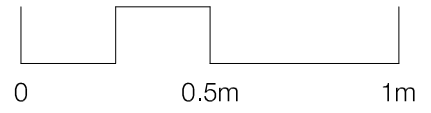
Revisions:
 Rev A - 16/12/15 - General updates.
 Rev B - 17/12/15 - Scale bar added.

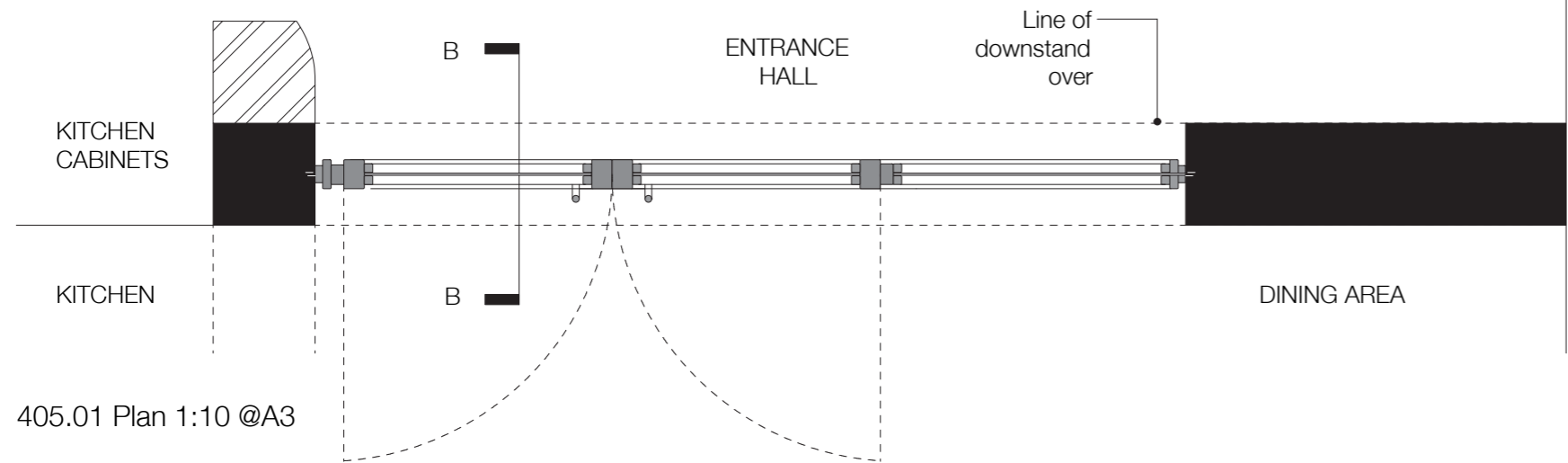
File:
 Do not scale from this drawing. All dimensions and details are checked on site by the contractor and to be responsible.

H&J
 35-39 Old Street
 London
 EC1Y 1SP
 T 020 7399 8840
 E h&j@h&jarchitects.com

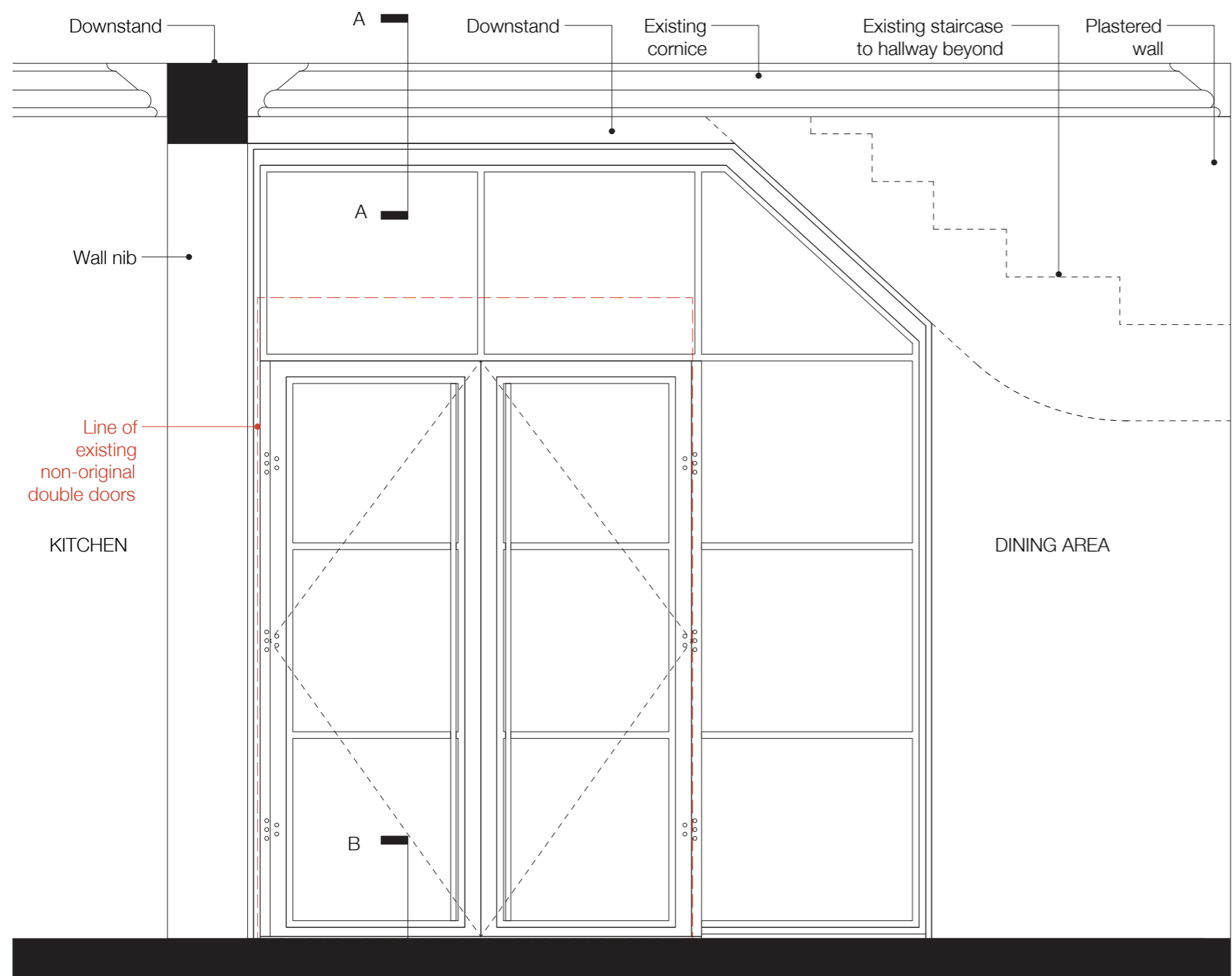


Job: Chalcot Square
 Job No: H349
 Location: -
 Drawing: Proposed Conservation
 Roof Lights
 Scale: 1:10@A1 / 1:20@A3
 Drawing No: 404
 Revision: B



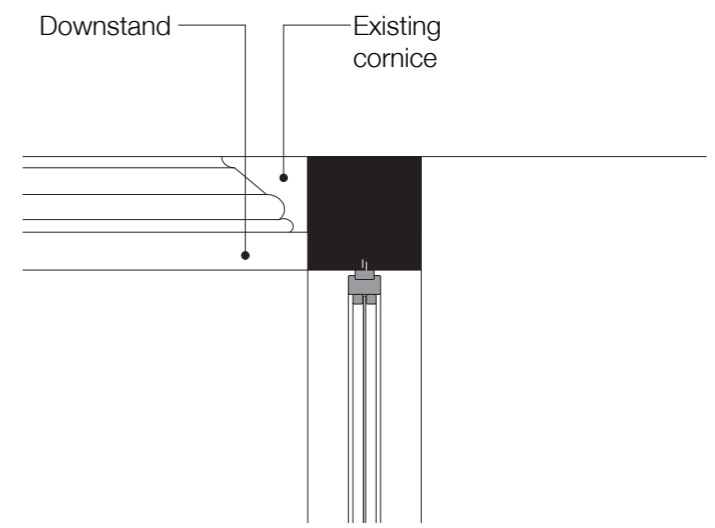


405.01 Plan 1:10 @A3

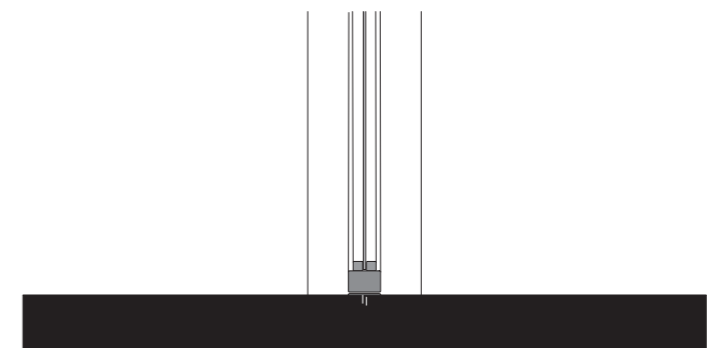


405.02 Elevation 1:10 @A3

405.00 Proposed Ground Floor Crittall Glazed Partition



405.03 Head Section AA 1:10 @A3



405.04 Base Section BB 1:10 @A3

PROPOSED

Revisions:
 Rev A - 10/02/16 - Planning revisions
 Rev B - 15/02/16 - Planning revisions

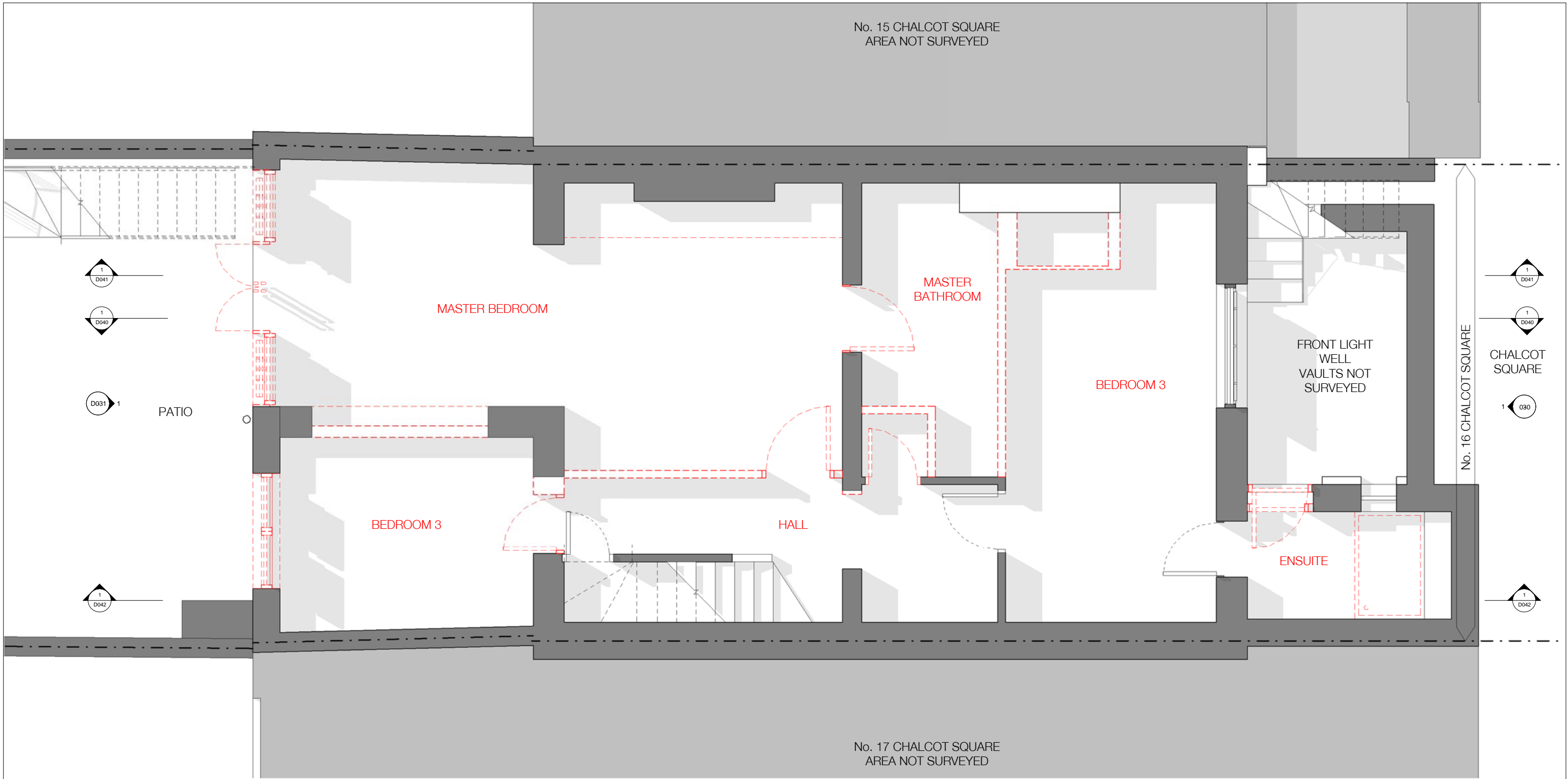
Note: Do not scale from this drawing. All dimensions and levels to be checked on site by the contractor and to be his responsibility.

H&T
 3rd Floor
 35-39 Old Street
 London
 EC1V 9HX
 T 020 7399 8600
 E info@hataarchitecture.com

H&T

Job: Chalcot Square
 Job No: H349
 Location: -
 Drawing: Proposed Dining Area
 Crittall Glazing
 Scale: 1:10@A1 / 1:20@A3
 Drawing No: 405
 Revision: B

No. 15 CHALCOT SQUARE
AREA NOT SURVEYED



No. 16 CHALCOT SQUARE

No. 17 CHALCOT SQUARE
AREA NOT SURVEYED

NOTE:
Architectural Information - the level of detail shown on the drawings is relative to the submission of a PLANNING APPLICATION. The drawings should therefore not be used for any other purpose without both the prior agreement of the architect, and subsequent checking / development by others. Dimensions and setting out - should be checked on site; see above.

Structure & Construction - these drawings, unless expressly noted otherwise, have not been fully coordinated with a Structural Engineer's input and show indicative construction build-up only.

Building Control - the client / the contractor will liaise directly with Local Authority to ensure the project is completed in accordance with the Building Regulations.

Planning - the client / the contractor will ensure that the project is completed in accordance with the approved planning drawings and take responsibility for the discharge of any planning conditions.

Party Walls & Rights to Light - the client / the contractor ensure that any notices and consents required are obtained before work commences.

Archaeological & Ecological - the client / the contractor will ensure that any notices and consents required are obtained before work commences.

NOTE:
Glazing Allowances will need to be negotiated with Building Control as per Approved Document L1B Conservation of Fuel and Power.

| DEMOLITION KEY | |
|----------------|------------|
| | EXISTING |
| | DEMOLISHED |

| Revisions | | |
|-----------|---|----------|
| No. | Description | Date |
| A | Design Team Issue | 15.12.15 |
| B | Planning Issue | 17.12.15 |
| C | Planning Revisions: Extent of LGF openings & kitchen layout; Third floor panel doors & siding | 17.03.16 |
| D | Planning Revisions: Extend LGF closet wing nbs | 22.03.16 |
| | | |
| | | |

PROPOSED

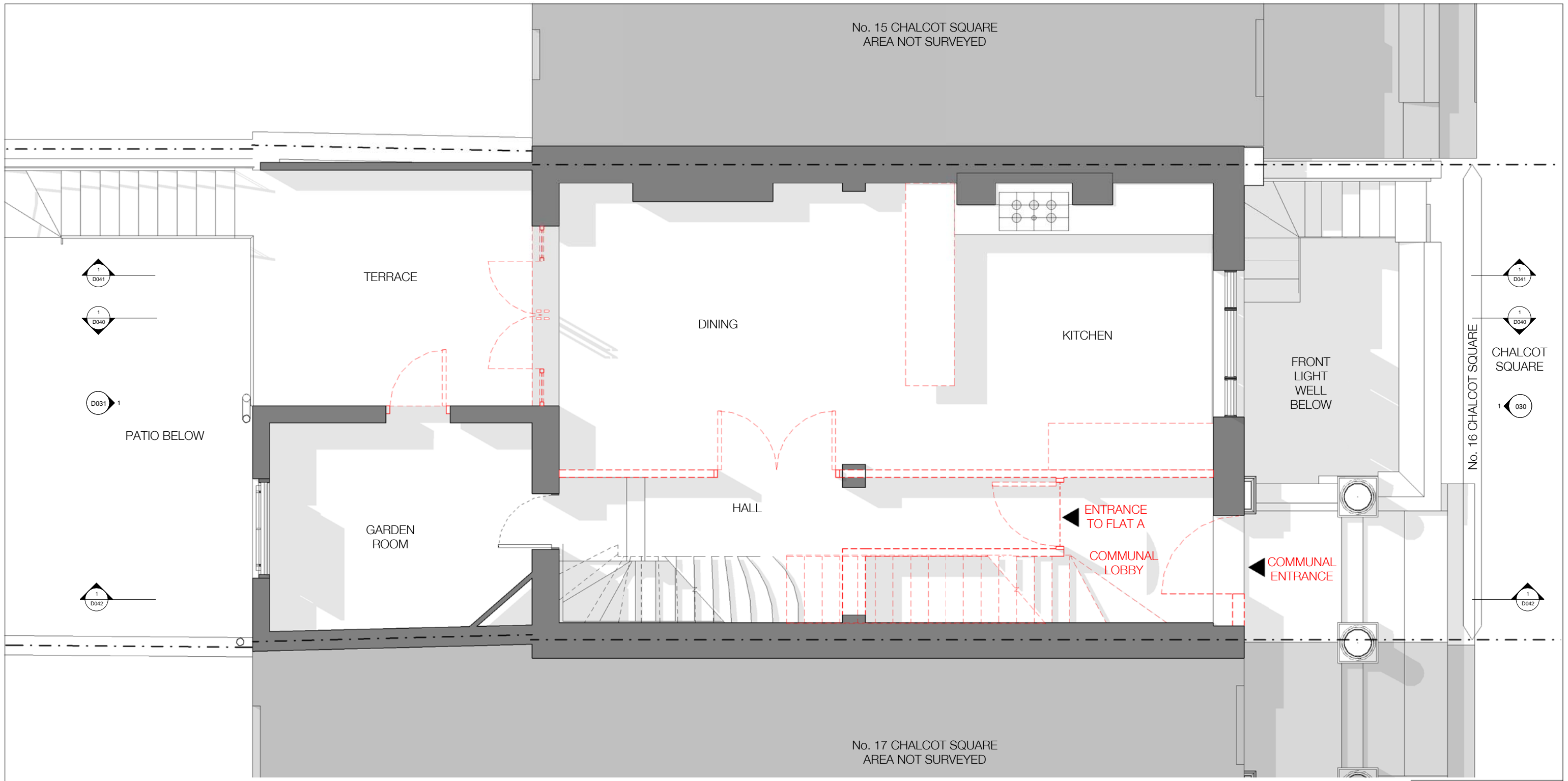
New Office space for the company, alterations to the structure and to the responsibility.

HÛT
HÛT Architecture
3rd Floor
25-26 Old Street
London EC1Y 4QJ
T 020 7749 8610
E info@hutarchitecture.com

Job: Chalcot Square
Job No: H349
Drawing: Demolition Lower Ground Floor Plan
Scale: 1:25 @ A1, 1:50 @ A3
Drawing No: D009
Revision: D



No. 15 CHALCOT SQUARE
AREA NOT SURVEYED



No. 17 CHALCOT SQUARE
AREA NOT SURVEYED

NOTE:
Architectural Information - the level of detail shown on the drawings is relative to the submission of a PLANNING APPLICATION. The drawings should therefore not be used for any other purpose without both the prior agreement of the architect, and subsequent checking / development by others. Dimensions and setting out - should be checked on site; see above.

Structure & Construction - these drawings, unless expressly noted otherwise, have not been fully coordinated with a Structural Engineer's input and show indicative construction build-up only.

Building Control - the client / the contractor will liaise directly with Local Authority to ensure the project is completed in accordance with the Building Regulations.

Planning - the client / the contractor will ensure that the project is completed in accordance with the approved planning drawings and take responsibility for the discharge of any planning conditions.

Party Walls & Rights to Light - the client / the contractor ensure that any notices and consents required are obtained before work commences.

Archaeological & Ecological - the client / the contractor will ensure that any notices and consents required are obtained before work commences.

NOTE:
Glazing Allowances will need to be negotiated with Building Control as per Approved Document L1B Conservation of Fuel and Power.

| DEMOLITION KEY | |
|----------------|------------|
| | EXISTING |
| | DEMOLISHED |

| Revisions | | |
|-----------|-------------------|----------|
| No. | Description | Date |
| A | Design Team Issue | 15.12.15 |
| B | Planning Issue | 17.12.15 |
| | | |
| | | |
| | | |
| | | |
| | | |

PROPOSED

New Client use for this drawing. All dimensions to be checked on site by the contractor and be his responsibility.

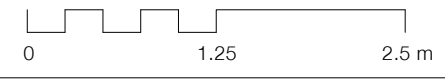
HÛT
HÛT Architecture
3rd Floor
25-26 Old Street
London EC1Y 4QD
T 020 7749 8610
E info@hutarchitecture.com

Job: Chalcot Square
Job No: H349
Drawing: Demolition Ground Floor Plan

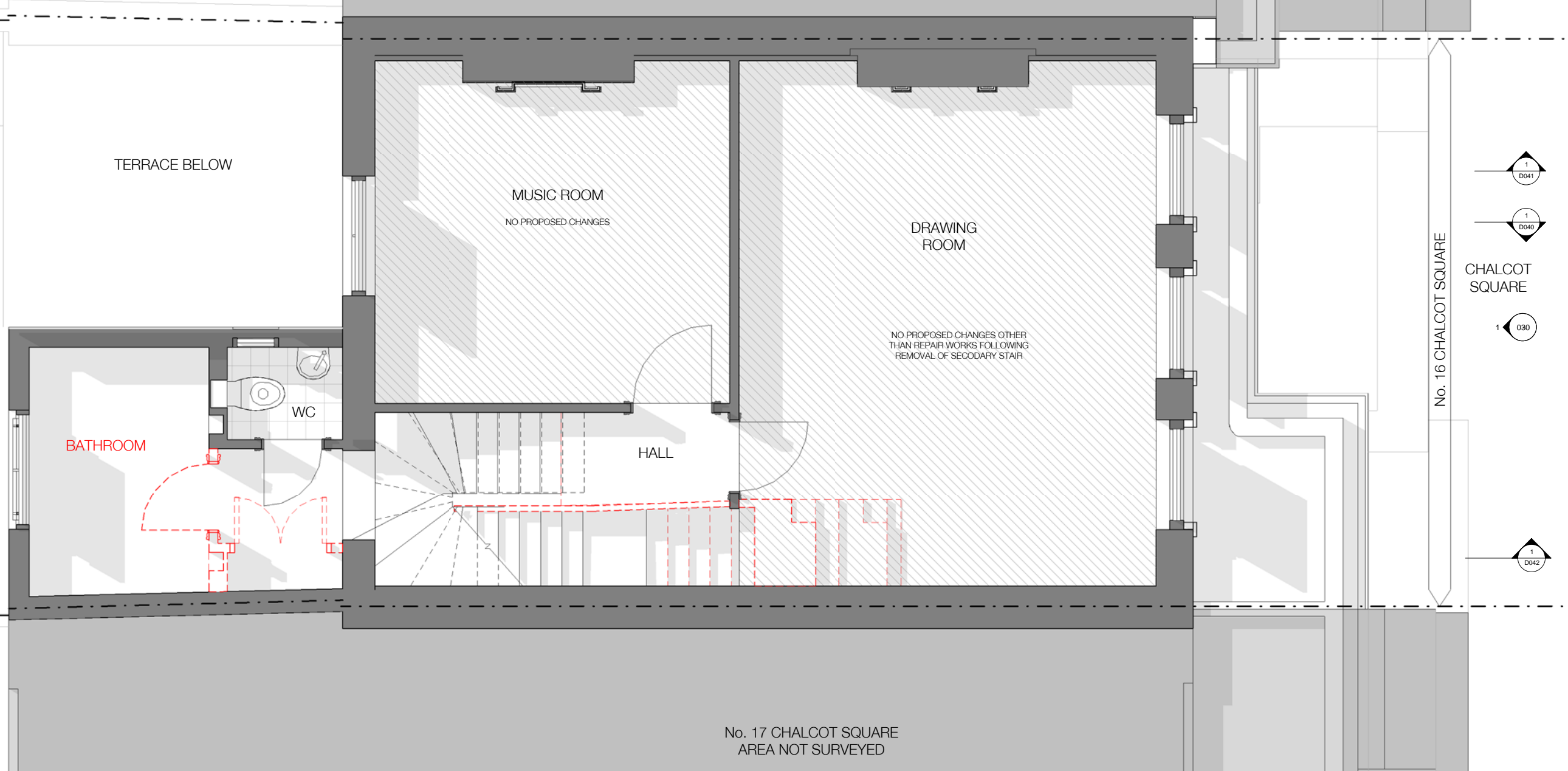
Scale: 1:25 @ A1, 1:50 @ A3
Drawing No: D010
Revision: B

D010 Demolition Ground Floor Plan

1:25 @ A1, 1:50 @ A3



No. 15 CHALCOT SQUARE
AREA NOT SURVEYED



1
D041

1
D040

D031 1

1
D042

1
D041

1
D040

1 030

1
D042

TERRACE BELOW

MUSIC ROOM
NO PROPOSED CHANGES

DRAWING ROOM

NO PROPOSED CHANGES OTHER THAN REPAIR WORKS FOLLOWING REMOVAL OF SECONDARY STAIR.

BATHROOM

WC

HALL

No. 16 CHALCOT SQUARE

CHALCOT SQUARE

No. 17 CHALCOT SQUARE
AREA NOT SURVEYED

NOTE:
Architectural Information - the level of detail shown on the drawings is relative to the submission of a PLANNING APPLICATION. The drawings should therefore not be used for any other purpose without both the prior agreement of the architect, and subsequent checking / development by others. Dimensions and setting out - should be checked on site; see above.
Structure & Construction - these drawings, unless expressly noted otherwise, have not been fully coordinated with a Structural Engineer's input and show indicative construction build-up only.
Building Control - the client / the contractor will liaise directly with Local Authority to ensure the project is completed in accordance with the Building Regulations.
Planning - the client / the contractor will ensure that the project is completed in accordance with the approved planning drawings and take responsibility for the discharge of any planning conditions.
Party Walls & Rights to Light - the client / the contractor ensure that any notices and consents required are obtained before work commences.
Archaeological & Ecological - the client / the contractor will ensure that any notices and consents required are obtained before work commences.
NOTE:
Glazing Allowances will need to be negotiated with Building Control as per Approved Document L1B Conservation of Fuel and Power.

| DEMOLITION KEY | |
|----------------|------------|
| | EXISTING |
| | DEMOLISHED |

| Revisions | | |
|-----------|-------------------|----------|
| No. | Description | Date |
| A. | Design Team Issue | 15.12.15 |
| B | Planning Issue | 17.12.15 |
| | | |
| | | |
| | | |
| | | |

PROPOSED

H&T Architecture
3rd Floor
25-26 Chalcot Street
London EC1M 3JQ
T 020 7749 8610
E info@hatcharchitecture.com

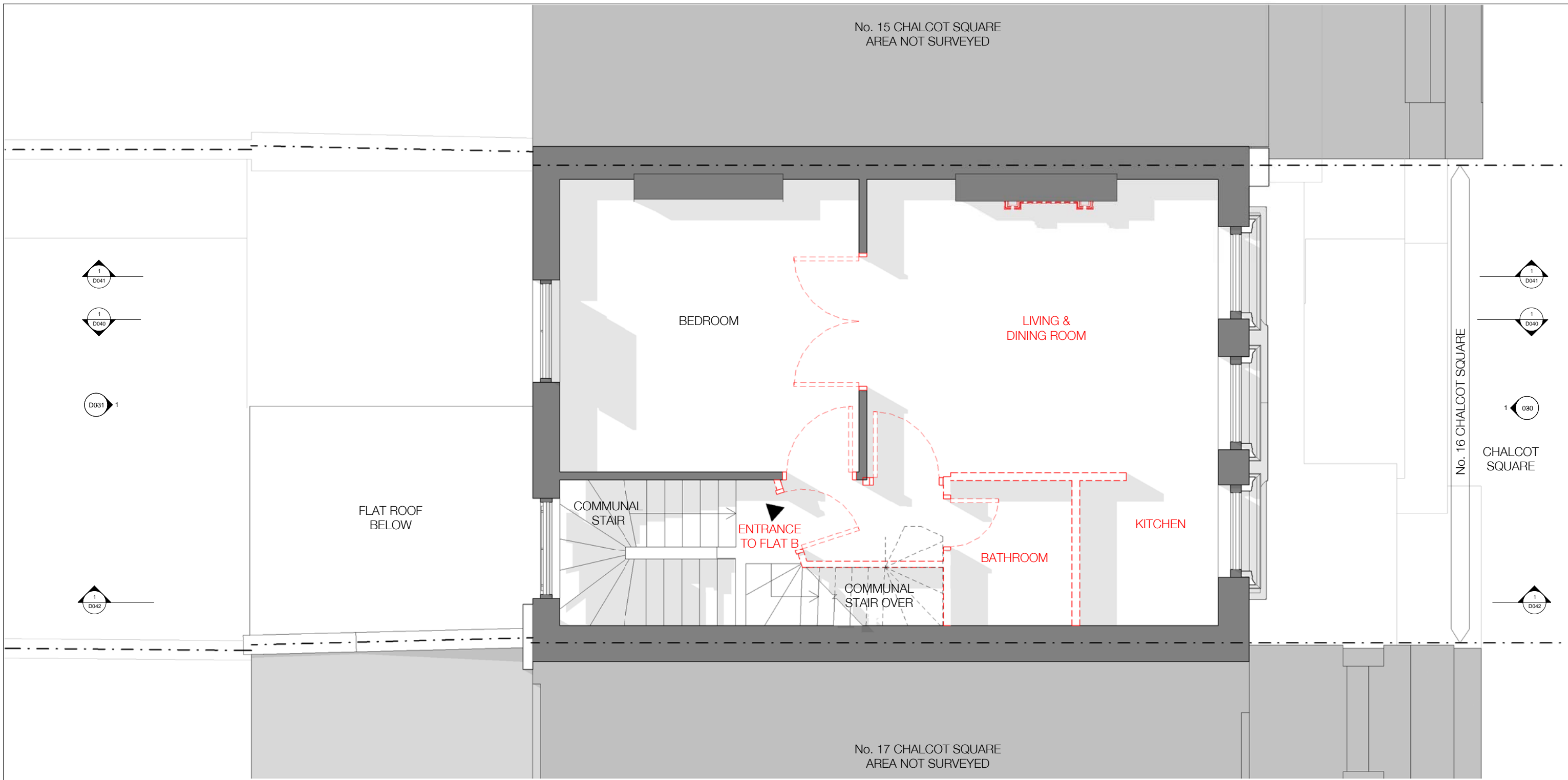
H&T

Job: Chalcot Square
Job No: H349
Drawing: Demolition First Floor Plan

Scale: 1:25 @ A1, 1:50 @ A3
Drawing No: D011
Revision: B



No. 15 CHALCOT SQUARE
AREA NOT SURVEYED



NOTE:
Architectural Information - the level of detail shown on the drawings is relative to the submission of a PLANNING APPLICATION. The drawings should therefore not be used for any other purpose without both the prior agreement of the architect, and subsequent checking / development by others. Dimensions and setting out - should be checked on site; see above.

Structure & Construction - these drawings, unless expressly noted otherwise, have not been fully coordinated with a Structural Engineer's input and show indicative construction build-up only.

Building Control - the client / the contractor will liaise directly with Local Authority to ensure the project is completed in accordance with the Building Regulations.

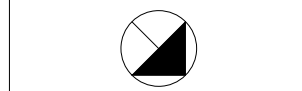
Planning - the client / the contractor will ensure that the project is completed in accordance with the approved planning drawings and take responsibility for the discharge of any planning conditions.

Party Walls & Rights to Light - the client / the contractor ensure that any notices and consents required are obtained before work commences.

Archaeological & Ecological - the client / the contractor will ensure that any notices and consents required are obtained before work commences.

NOTE:
Glazing Allowances will need to be negotiated with Building Control as per Approved Document L1B Conservation of Fuel and Power.

| DEMOLITION KEY | |
|----------------|------------|
| | EXISTING |
| | DEMOLISHED |



| Revisions | | |
|-----------|-------------------|----------|
| No. | Description | Date |
| A. | Design Team Issue | 15.12.15 |
| B. | Planning Issue | 17.12.15 |
| | | |
| | | |
| | | |
| | | |
| | | |

PROPOSED

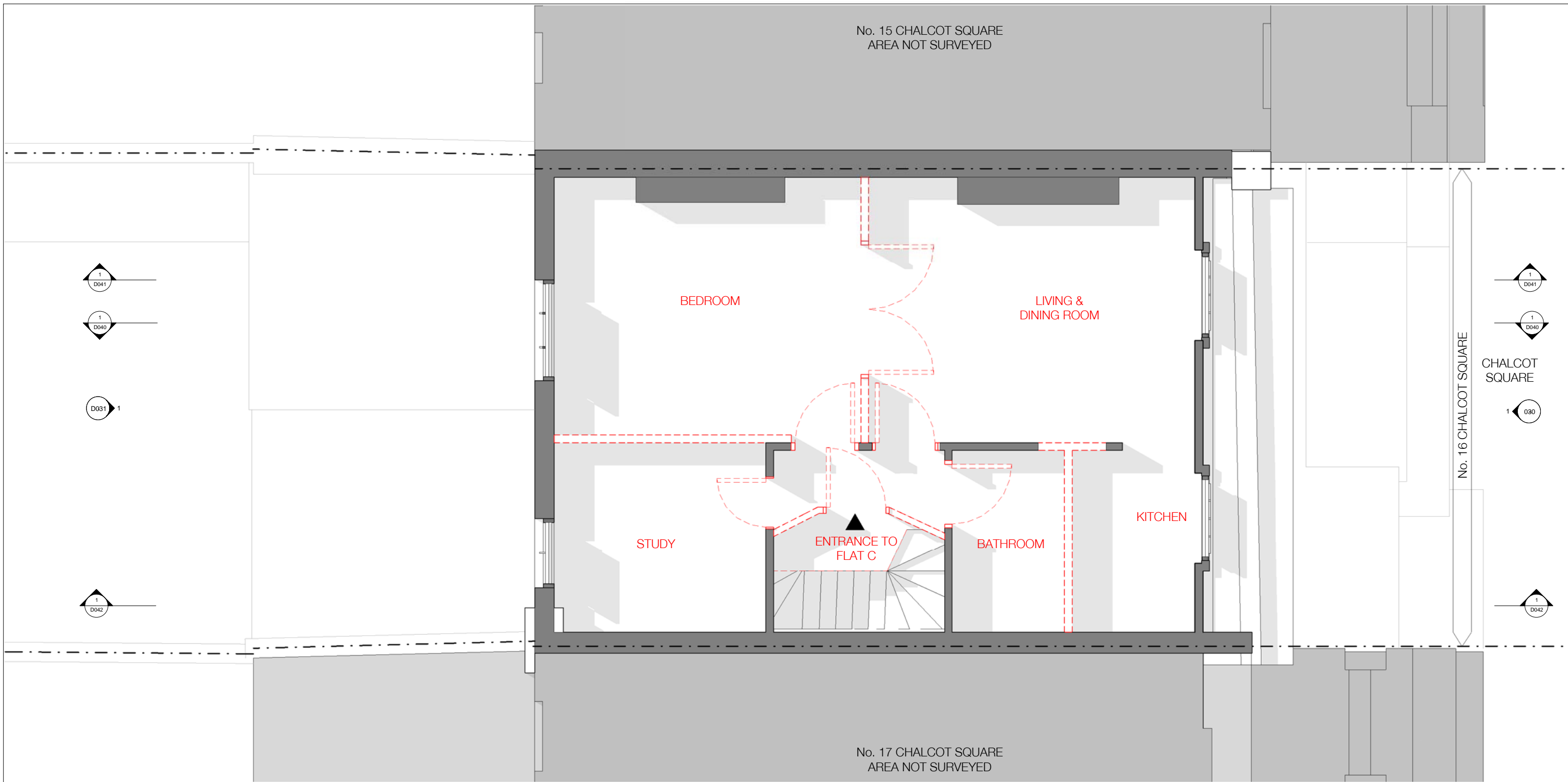
Not for use for the design, construction or other liability of the contractor or the architect.

HÛT
HÛT Architecture
3rd Floor
25-26 Old Street
London EC1Y 4PE
T 020 7749 8610
E info@hutarchitecture.com

Job: Chalcot Square
Job No: H349
Drawing: Demolition Second Floor Plan

Scale: 1:25 @ A1, 1:50 @ A3
Drawing No: D012
Revision: B





NOTE:
 Architectural Information - the level of detail shown on the drawings is relative to the submission of a PLANNING APPLICATION. The drawings should therefore not be used for any other purpose without both the prior agreement of the architect, and subsequent checking / development by others.
 Dimensions and setting out - should be checked on site; see above.
 Structure & Construction - these drawings, unless expressly noted otherwise, have not been fully coordinated with a Structural Engineer's input and show indicative construction build-up only.
 Building Control - the client / the contractor will liaise directly with Local Authority to ensure the project is completed in accordance with the Building Regulations.
 Planning - the client / the contractor will ensure that the project is completed in accordance with the approved planning drawings and take responsibility for the discharge of any planning conditions.
 Party Walls & Rights to Light - the client / the contractor ensure that any notices and consents required are obtained before work commences.
 Archaeological & Ecological - the client / the contractor will ensure that any notices and consents required are obtained before work commences.

| DEMOLITION KEY | |
|----------------|------------|
| | EXISTING |
| | DEMOLISHED |

D013 Demolition Third Floor Plan

1:25 @ A1, 1:50 @ A3



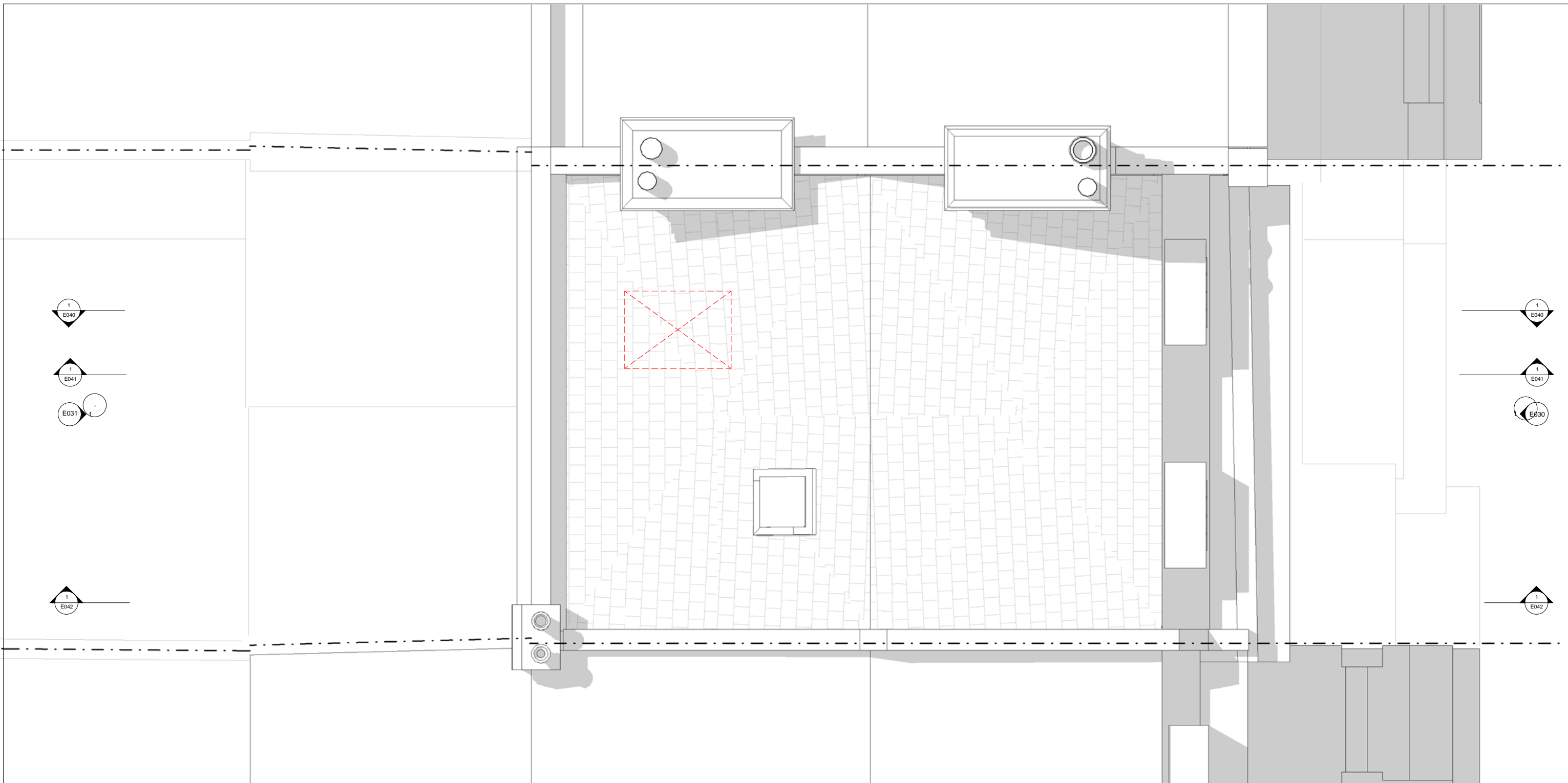
| Revisions | | |
|-----------|-------------------|----------|
| No. | Description | Date |
| A. | Design Team Issue | 15.12.15 |
| B. | Planning Issue | 17.12.15 |
| | | |
| | | |
| | | |
| | | |

PROPOSED

H&T Architecture
 3rd Floor
 25-26 Chalcot Street
 London EC1M 3JQ
 T 020 7749 8610
 E info@htharchitecture.com

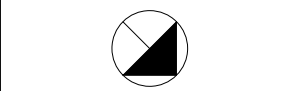
H&T

Job: Chalcot Square
 Job No: H349
 Drawing: Demolition Third Floor Plan
 Scale: 1:25 @ A1, 1:50 @ A3
 Drawing No: D013
 Revision: B



NOTE:
 Architectural Information - the level of detail shown on the drawings is relative to the submission of a PLANNING APPLICATION. The drawings should therefore not be used for any other purpose without both the prior agreement of the architect, and subsequent checking / development by others
 Dimensions and setting out - should be checked on site; see above
 Structure & Construction - these drawings, unless expressly noted otherwise, have not been fully coordinated with a Structural Engineer's input and show indicative construction build-up only
 Building Control - the client / the contractor will liaise directly with Local Authority to ensure the project is completed in accordance with the Building Regulations
 Planning - the client / the contractor will ensure that the project is completed in accordance with the approved planning drawings and take responsibility for the discharge of any planning conditions
 Party Walls & Rights to Light - the client / the contractor ensure that any notices and consents required are obtained before work commences
 Archaeological & Ecological - the client / the contractor will ensure that any notices and consents required are obtained before work commences
 NOTE:
 Glazing Allowances will need to be negotiated with Building Control as per Approved Document L1B Conservation of Fuel and Power

| DEMOLITION KEY | |
|----------------|------------|
| | EXISTING |
| | DEMOLISHED |



| Revisions | | |
|-----------|--|----------|
| No. | Description | Date |
| A | Design Team Issue | 15.12.15 |
| B | Planning Issue | 17.12.15 |
| C | Planning Revisions: Remove one rooflight. Move one rooflight to rear slope. Remove crystal glazed screen above kitchen units. Add new plasterboard ceiling to master bedroom. Change colour of new glazing frames. | 10.02.16 |

PROPOSED

New Client use for this drawing. All drawings to be produced or used by the contractor and be his responsibility.

HÛT
 HÛT Architecture
 3rd Floor
 25-26 Old Street
 London EC1Y 4QJ
 T 020 7749 8610
 E info@hutarchitecture.com

Job: Chalcot Square
 Job No: H349
 Drawing: Demolition Roof Plan

Scale: 1:25 @ A1, 1:50 @ A3
 Drawing No: D014
 Revision: C

D014 Demolition Roof Plan

1:25 @ A1, 1:50 @ A3







NOTE:
 Architectural Information - the level of detail shown on the drawings is relative to the submission of a PLANNING APPLICATION. The drawings should therefore not be used for any other purpose without the prior agreement of the architect, and subsequent checking / development by others.
 Dimensions and setting out - should be checked on site; see above.
 Structure & Construction - these drawings, unless expressly noted otherwise, have not been fully coordinated with a Structural Engineer's input and show indicative construction build-up only.
 Building Control - the client / the contractor will liaise directly with Local Authority to ensure the project is completed in accordance with the Building Regulations.
 Planning - the client / the contractor will ensure that the project is completed in accordance with the approved planning drawings and take responsibility for the discharge of any planning conditions.
 Party Walls & Rights to Light - the client / the contractor ensure that any notices and consents required are obtained before work commences.
 Archaeological & Ecological - the client / the contractor will ensure that any notices and consents required are obtained before work commences.

NOTE:
 Glazing Allowances will need to be negotiated with Building Control as per Approved Document L1B Conservation of Fuel and Power

DEMOLITION KEY

| | |
|---|------------|
|  | EXISTING |
|  | DEMOLISHED |

Revisions

| No. | Description | Date |
|-----|--|----------|
| A | Design Team Issue | 15.12.15 |
| B | Planning Issue | 17.12.15 |
| C | Planning Revisions: Remove one rooflight. Move one rooflight to rear slope. Remove crystal glazed screen above kitchen units. Add new plasterboard ceiling to master bedroom. Change colour of new glazing frames. | 10.02.16 |

PROPOSED

New Office use from this drawing. All dimensions to be checked on site by the contractor and to be his responsibility.

HÛT
 HÛT Architecture
 3rd Floor
 25-26 Old Street
 London EC1Y 4BS
 T 020 7399 8660
 E info@hutarchitecture.com

Job: Chalcot Square
 Job No: H349
 Drawing: Demolition North Front
 Elevation
 Scale: 1:50 @ A1, 1:100 @ A3
 Drawing No: D030
 Revision: C





NOTE:
 Architectural Information - the level of detail shown on the drawings is relative to the submission of a PLANNING APPLICATION. The drawings should therefore not be used for any other purpose without both the prior agreement of the architect, and subsequent checking / development by others.
 Dimensions and setting out - should be checked on site; see above
 Structure & Construction - these drawings, unless expressly noted otherwise, have not been fully coordinated with a Structural Engineer's input and show indicative construction build-up only
 Building Control - the client / the contractor will liaise directly with Local Authority to ensure the project is completed in accordance with the Building Regulations
 Planning - the client / the contractor will ensure that the project is completed in accordance with the approved planning drawings and take responsibility for the discharge of any planning conditions
 Party Walls & Rights to Light - the client / the contractor ensure that any notices and consents required are obtained before work commences
 Archaeological & Ecological - the client / the contractor will ensure that any notices and consents required are obtained before work commences

NOTE:
 Glazing Allowances will need to be negotiated with Building Control as per Approved Document L1B Conservation of Fuel and Power

DEMOLITION KEY

| | |
|--|------------|
| | EXISTING |
| | DEMOLISHED |

Revisions

| No. | Description | Date |
|-----|--|----------|
| A | Design Team Issue | 15.12.15 |
| B | Planning Issue | 17.12.15 |
| C | Planning Revisions: Remove one rooflight. Move one rooflight to rear slope. Remove crystal glazed screen above kitchen units. Add new plasterboard ceiling to master bedroom. Change colour of new glazing frames. | 10.02.16 |

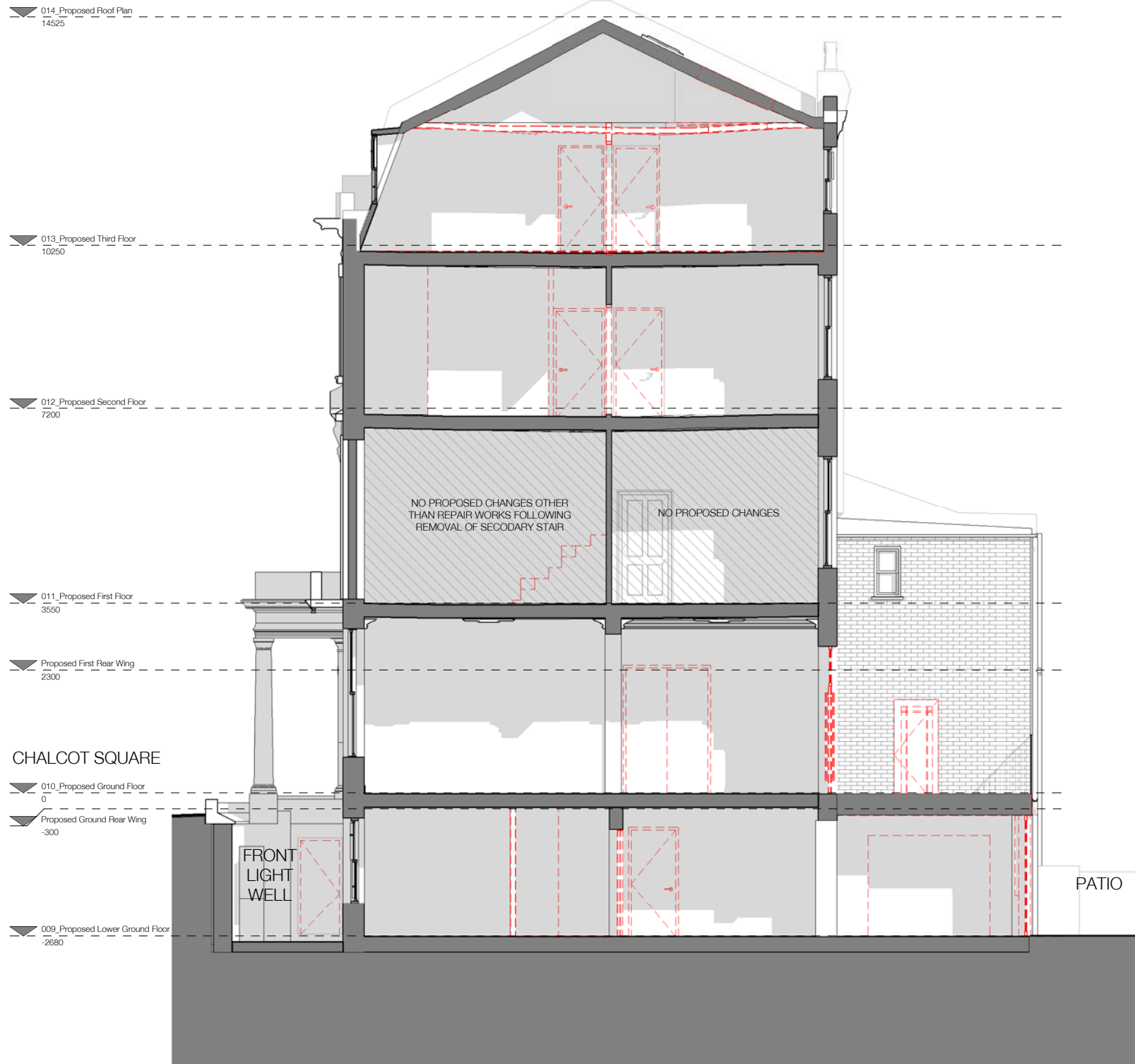
PROPOSED

Note: Client uses these drawings at their own risk. All dimensions to be checked on site by the contractor and to be his responsibility.

HÛT
 HÛT Architecture
 3rd Floor
 25-26 Old Street
 London EC1Y 4JQ
 T 020 7399 8660
 E info@hutarchitecture.com

Job: Chalcot Square
 Job No: H349
 Drawing: Demolition South Rear Elevation
 Scale: 1:50 @ A1, 1:100 @ A3
 Drawing No: D031
 Revision: C







NOTE:

Architectural Information - the level of detail shown on the drawings is relative to the submission of a PLANNING APPLICATION. The drawings should therefore not be used for any other purpose without both the prior agreement of the architect, and subsequent checking / development by others.
 Dimensions and setting out - should be checked on site; see above
 Structure & Construction - these drawings, unless expressly noted otherwise, have not been fully coordinated with a Structural Engineer's input and show indicative construction build-up only
 Building Control - the client / the contractor will liaise directly with Local Authority to ensure the project is completed in accordance with the Building Regulations
 Planning - the client / the contractor will ensure that the project is completed in accordance with the approved planning drawings and take responsibility for the discharge of any planning conditions
 Party Walls & Rights to Light - the client / the contractor ensure that any notices and consents required are obtained before work commences
 Archaeological & Ecological - the client / the contractor will ensure that any notices and consents required are obtained before work commences

NOTE:
 Glazing Allowances will need to be negotiated with Building Control as per Approved Document L1B Conservation of Fuel and Power

DEMOLITION KEY

| | |
|---|------------|
|  | EXISTING |
|  | DEMOLISHED |

| Revisions | | |
|-----------|-------------------|----------|
| No. | Description | Date |
| A. | Design Team Issue | 15.12.15 |
| B | Planning Issue | 17.12.15 |
| | | |
| | | |
| | | |
| | | |

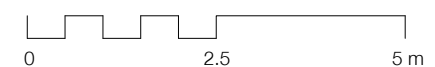
PROPOSED

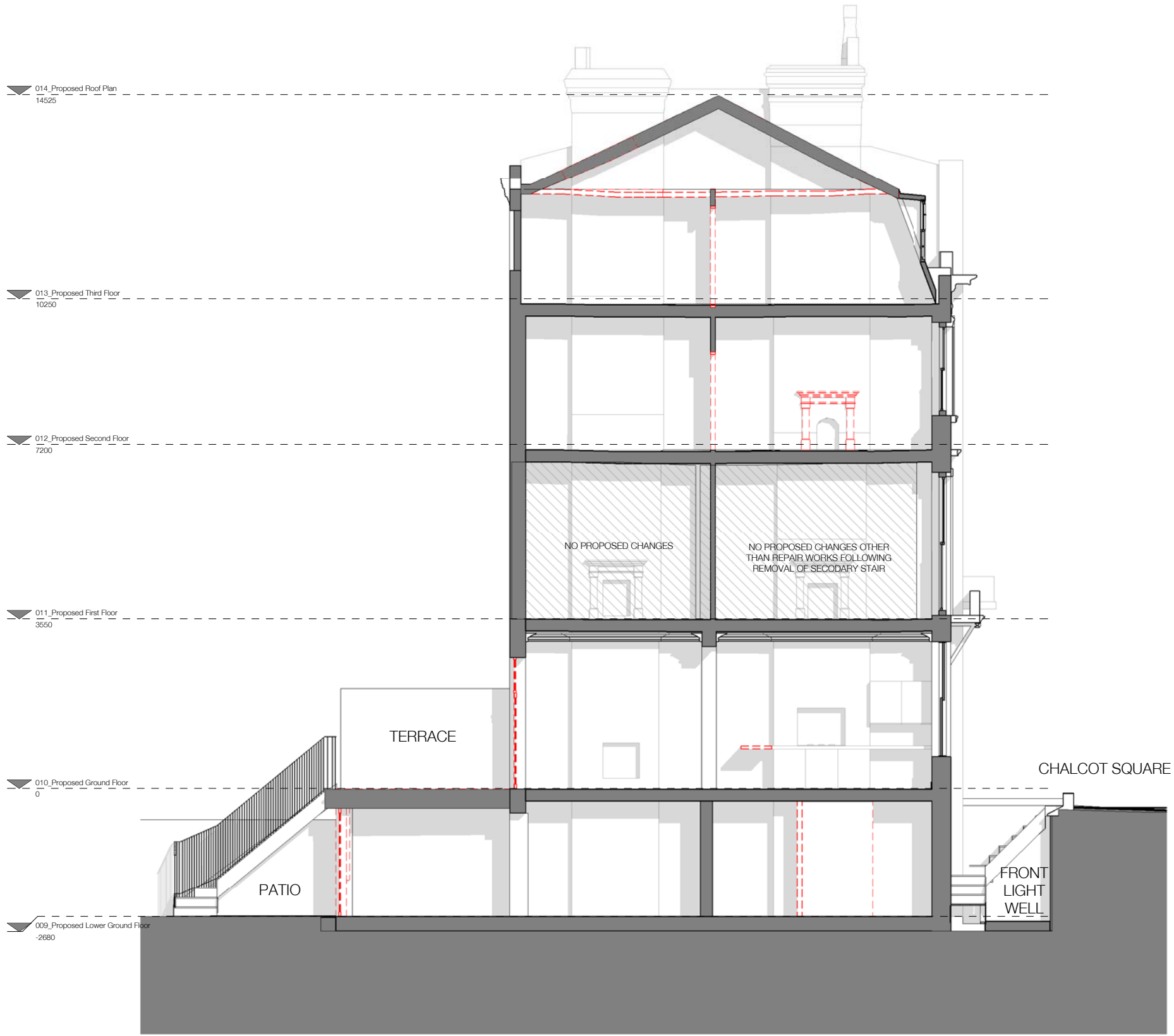
See Client note for the drawing. All dimensions to be checked on site by the contractor and to be his responsibility.
 HÛT Architecture
 3rd Floor
 25-26 Old Street
 London EC1Y 4JQ
 T 020 7399 8660
 E info@hutarchitecture.com



Job: Chalcot Square
 Job No: H349
 Drawing: Demolition Long Section 01

Scale: 1:50 @ A1, 1:100 @ A3
 Drawing No: D040
 Revision: B







NOTE:
 Architectural Information - the level of detail shown on the drawings is relative to the submission of a PLANNING APPLICATION. The drawings should therefore not be used for any other purpose without the prior agreement of the architect, and subsequent checking / development by others.
 Dimensions and setting out - should be checked on site; see above.
 Structure & Construction - these drawings, unless expressly noted otherwise, have not been fully coordinated with a Structural Engineer's input and show indicative construction build-up only.
 Building Control - the client / the contractor will liaise directly with Local Authority to ensure the project is completed in accordance with the Building Regulations.
 Planning - the client / the contractor will ensure that the project is completed in accordance with the approved planning drawings and take responsibility for the discharge of any planning conditions.
 Party Walls & Rights to Light - the client / the contractor ensure that any notices and consents required are obtained before work commences.
 Archaeological & Ecological - the client / the contractor will ensure that any notices and consents required are obtained before work commences.

NOTE:
 Glazing Allowances will need to be negotiated with Building Control as per Approved Document L1B Conservation of Fuel and Power.

DEMOLITION KEY

| | |
|---|------------|
|  | EXISTING |
|  | DEMOLISHED |

Revisions

| No. | Description | Date |
|-----|--|----------|
| A | Design Team Issue | 15.12.15 |
| B | Planning Issue | 17.12.15 |
| C | Planning Revisions: Remove one rooflight. Move one rooflight to rear slope. Remove crystal glazed screen above kitchen units. Add new plasterboard ceiling to master bedroom. Change colour of new glazing frames. | 10.02.16 |

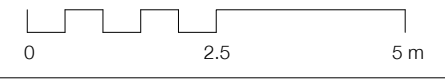
PROPOSED

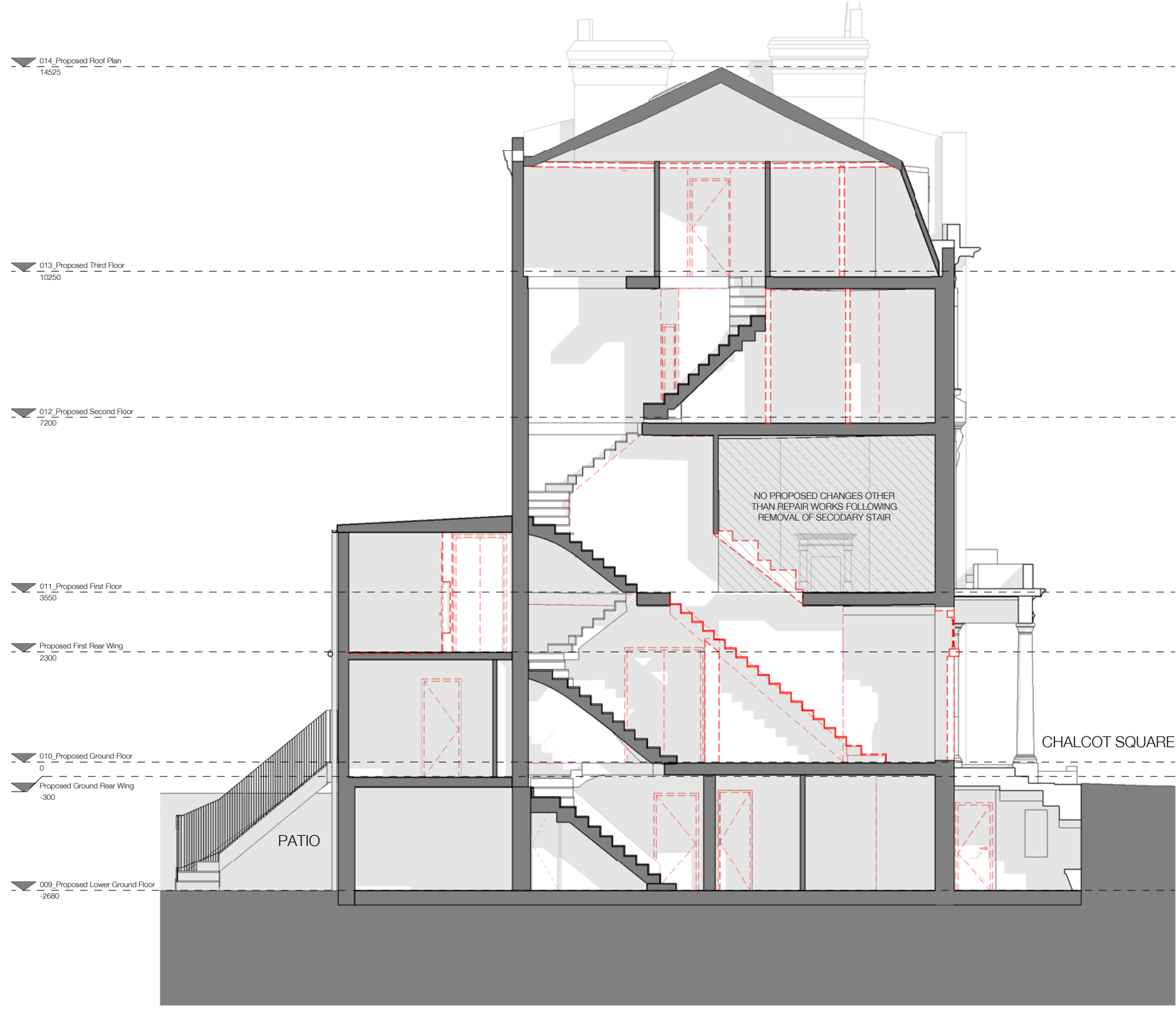
Note: Client uses these drawings at their own risk. All dimensions to be checked on site by the contractor and to be his responsibility.

HÛT
 HÛT Architecture
 3rd Floor
 25-26 Old Street
 London EC1Y 4JQ
 T 020 7399 8660
 E info@hutarchitecture.com

Job: Chalcot Square
 Job No: H349
 Drawing: Demolition Long Section 02

Scale: 1:50 @ A1, 1:100 @ A3
 Drawing No: D041
 Revision: C





- ▼ 014_Proposed Roof Plan
14525
- ▼ 013_Proposed Third Floor
10250
- ▼ 012_Proposed Second Floor
7200
- ▼ 011_Proposed First Floor
3550
- ▼ Proposed First Rear Wing
2300
- ▼ 010_Proposed Ground Floor
0
- ▼ Proposed Ground Rear Wing
-300
- ▼ 009_Proposed Lower Ground Floor
-2680

NOTE:
 Architectural Information - the level of detail shown on the drawings is relative to the submission of a PLANNING APPLICATION. The drawings should therefore not be used for any other purpose without the prior agreement of the architect, and subsequent checking / development by others.
 Dimensions and setting out - should be checked on site; see above
 Structure & Construction - these drawings, unless expressly noted otherwise, have not been fully coordinated with a Structural Engineer's input and show indicative construction build-up only
 Building Control - the client / the contractor will liaise directly with Local Authority to ensure the project is completed in accordance with the Building Regulations
 Planning - the client / the contractor will ensure that the project is completed in accordance with the approved planning drawings and take responsibility for the discharge of any planning conditions
 Party Walls & Rights to Light - the client / the contractor ensure that any notices and consents required are obtained before work commences
 Archaeological & Ecological - the client / the contractor will ensure that any notices and consents required are obtained before work commences

NOTE:
 Glazing Allowances will need to be negotiated with Building Control as per Approved Document L1B Conservation of Fuel and Power

DEMOLITION KEY

| | |
|--|------------|
| | EXISTING |
| | DEMOLISHED |

Revisions

| No. | Description | Date |
|-----|-------------------|----------|
| A. | Design Team Issue | 15.12.15 |
| B | Planning Issue | 17.12.15 |
| | | |
| | | |
| | | |
| | | |

PROPOSED

Note: Client shall verify the accuracy of all information to be provided on site by the contractor and to be his responsibility.

HÛT
 HÛT Architecture
 3rd Floor
 25-26 Old Street
 London EC1Y 4JQ
 T 020 7399 8660
 E info@hutarchitecture.com

Job: Chalcot Square
 Job No: H349
 Drawing: Demolition Long Section 03

Scale: 1:50 @ A1, 1:100 @ A3
 Drawing No: D042
 Revision: B

