FIG. 11

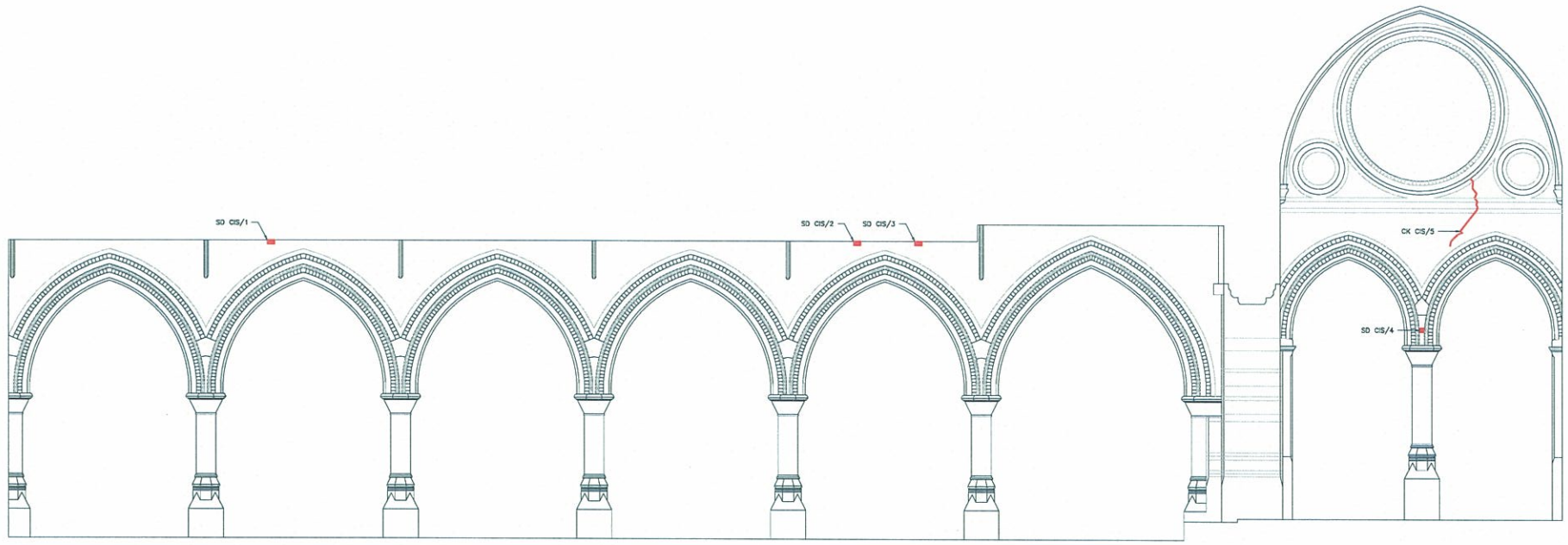

ELEVATION S
Scale 1:50



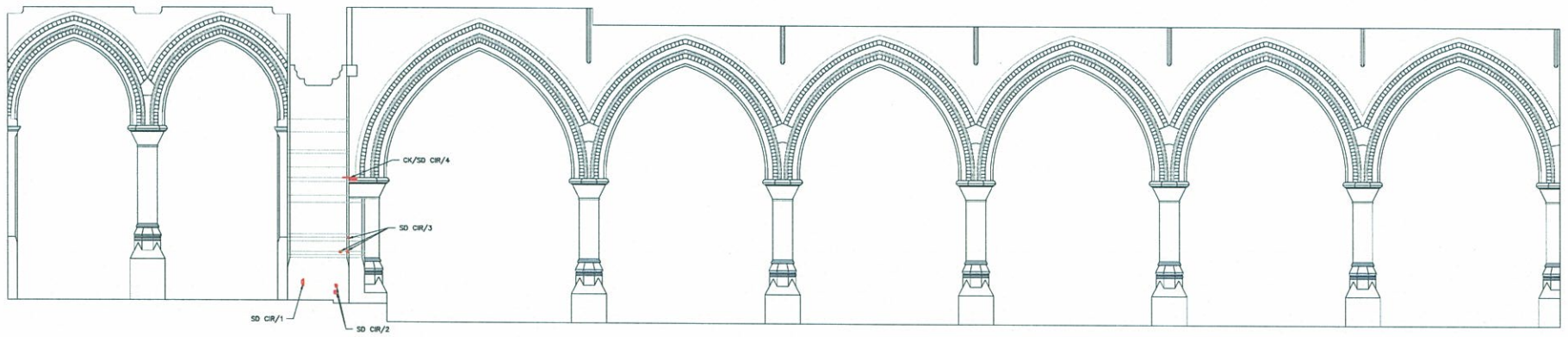

ELEVATION R
Scale 1:50

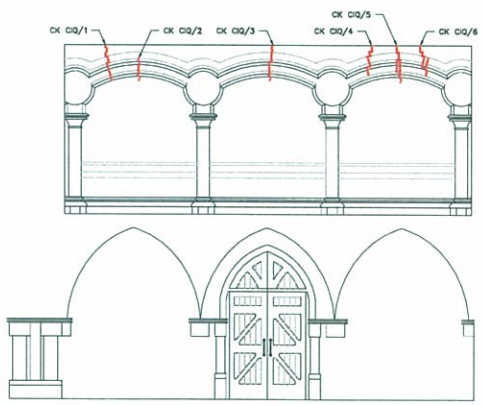

ELEVATION Q
Scale 1:50



ELEVATION U
Scale 1:50



ELEVATION T
Scale 1:50

NOTES:

1. All structural engineering drawings are to be read in conjunction with the photographic report and related descriptive document.
2. This drawing and related document reports structural related items. Refer to Ryan Bunce & Company's drawings/documents for additional information on surface/fitting decay.
3. Do not scale from this drawing in either paper or digital form. Use written dimensions only. To check drawing has been printed to intended scale this bar should be 50mm long:

0 10 20 30 40 50

4. All dimensions are in millimetres and levels in metres.

LEGEND:

ML – Mortar Loss.
Mortar loss of structural relevance (>10–15mm depth of mortar loss in joints)

SD – Surface Decay.
Surface decay of structural relevance (>10–15mm depth of material loss)

HC – Hairline Cracks <1mm wide
(Spread on the surface)

HC – Crack < 1mm wide
(Individual crack)

CK – Crack > 1mm wide
Dimension of crack on report document (where measurable)

PC – Previous Crack
Previous crack that has been infilled/repointed

OJ – Open Joint
Joint between bricks, stones or brick–stone lacking of mortar infill

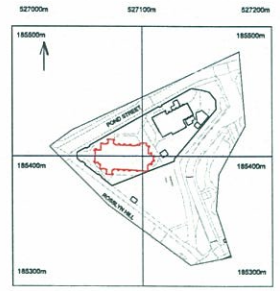

Rev	Date	Issued	Amendment
–	25.09.15	MF	

Status
REPORT

SINCLAIR JOHNSTON
Consulting Civil & Structural Engineers

93 Great Suffolk Street
London SE1 0BX
T: 020 7593 1900
F: 020 7593 1910
www.sinclairjohnston.co.uk

ST. STEPHEN'S CHURCH
ROSSLYN HILL, NW3

CHURCH INTERNAL
ELEVATIONS Q to U

Drawn	M Francini	Scale	1:50 at A0
Project No./Drawing No.		Rev	
8529/1205		–	