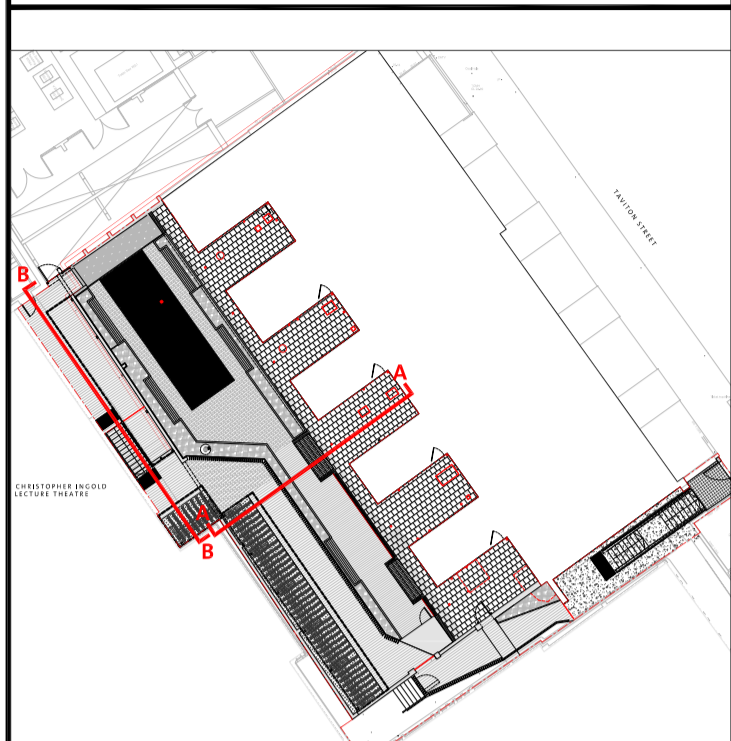
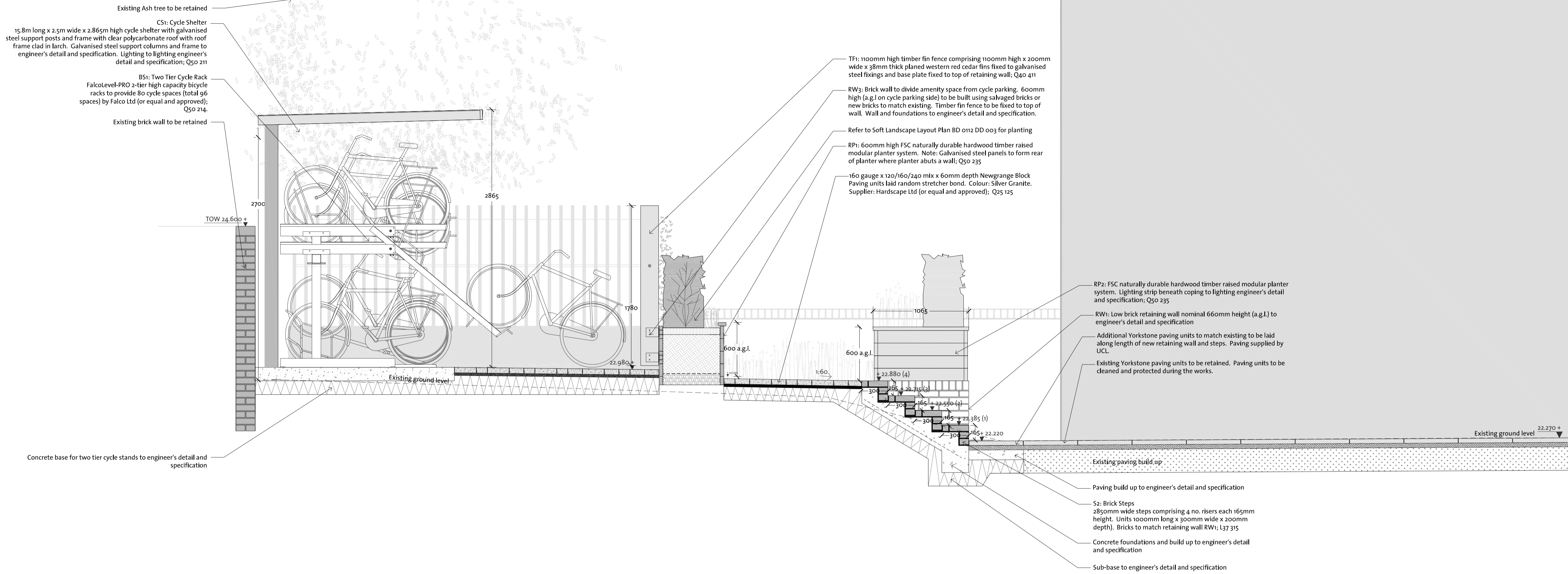


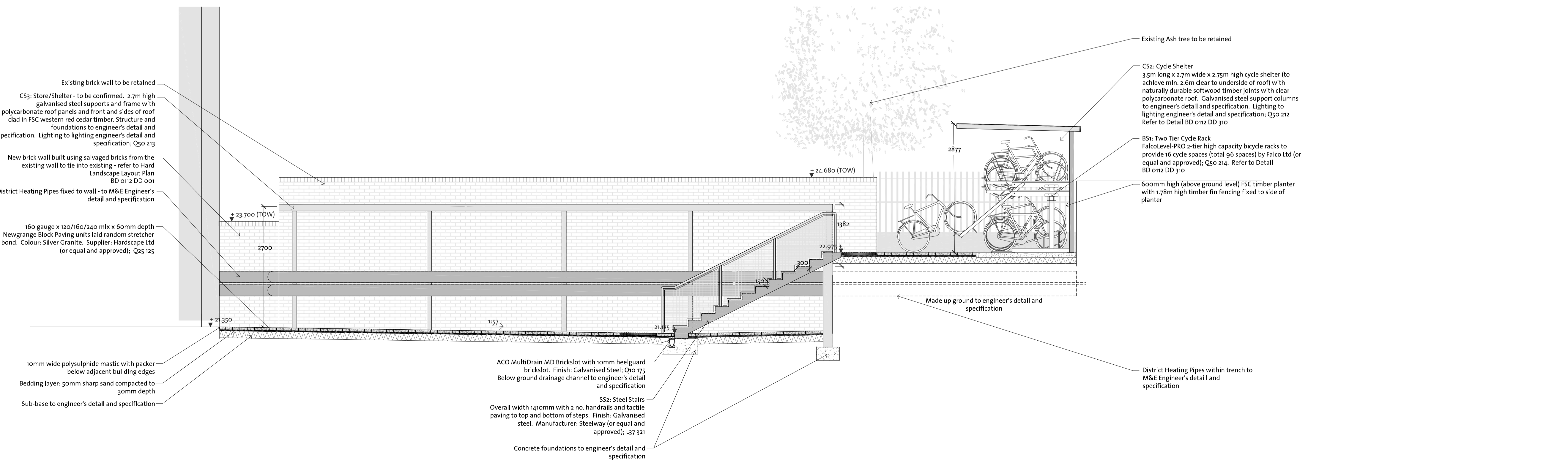
- GENERAL NOTES:
1. ALL DIMENSIONS AND LEVELS SHALL BE CHECKED ON SITE PRIOR TO CONSTRUCTION WORK COMMENCING.
 2. ALL LANDSCAPE DRAWINGS TO BE READ IN CONJUNCTION WITH ALL RELEVANT ENGINEERS AND ARCHITECT'S DRAWINGS AND SPECIFICATIONS.
 3. ALL DRAWINGS TO BE READ IN CONJUNCTION WITH THE LANDSCAPE SPECIFICATION.
 4. ANY DISCREPANCY CONCERNING THE DRAWINGS SHOULD BE REFERRED TO THE CA IMMEDIATELY.
 5. ALL DIMENSIONS IN MILLIMETRES UNLESS NOTED OTHERWISE.
 6. ALL LEVELS IN METRES.
 7. DO NOT SCALE OFF THIS DRAWING.
 8. EXISTING SERVICE ALIGNMENTS SHALL BE CHECKED ON SITE BY THE CONTRACTOR PRIOR TO CONSTRUCTION WORK COMMENCING.



Location Plan - Scale 1:500



Section A-A - Scale 1:25



Section B-B - Scale 1:50

Rev	Date	Description	HK	RB
05	23/02/2016	Planning Issue	HK	RB
04	12/04/2015	Planning Issue	HK	RB
03	10/04/2015	Planning Issue	HK	RB
02	27/03/2015	Stage E+ Issue for Comment	HK	RB
01	11/03/2015	Draft Issue for Co-ordination	HK	RB
00	05/03/2015	Draft for comment	HK	RB
Rev	Date	Description	Drawn	CHK

B | **D** Landscape Architects

INFO@BDLANDARCH.COM
BDLANDARCH.COM
+44 (0)1684 298 582

B | D | LANDSCAPE ARCHITECTS LTD
SUN STREET, JEWESBURY
GLOUCESTERSHIRE, GL20 5NX
REGISTERED IN ENGLAND, NO.6739137

CLIENT University College London		
PROJECT Campbell House		
TITLE Detailed Landscape Sections A-A & B-B		
Status: Stage E+	Drawn: HK	Checked: RB
Scale: 1:50& 1:25 @ A1	Date: 04.03.2015	Approved: RB
Drawing & Revision Number: BD 0112 DD 101 R05		