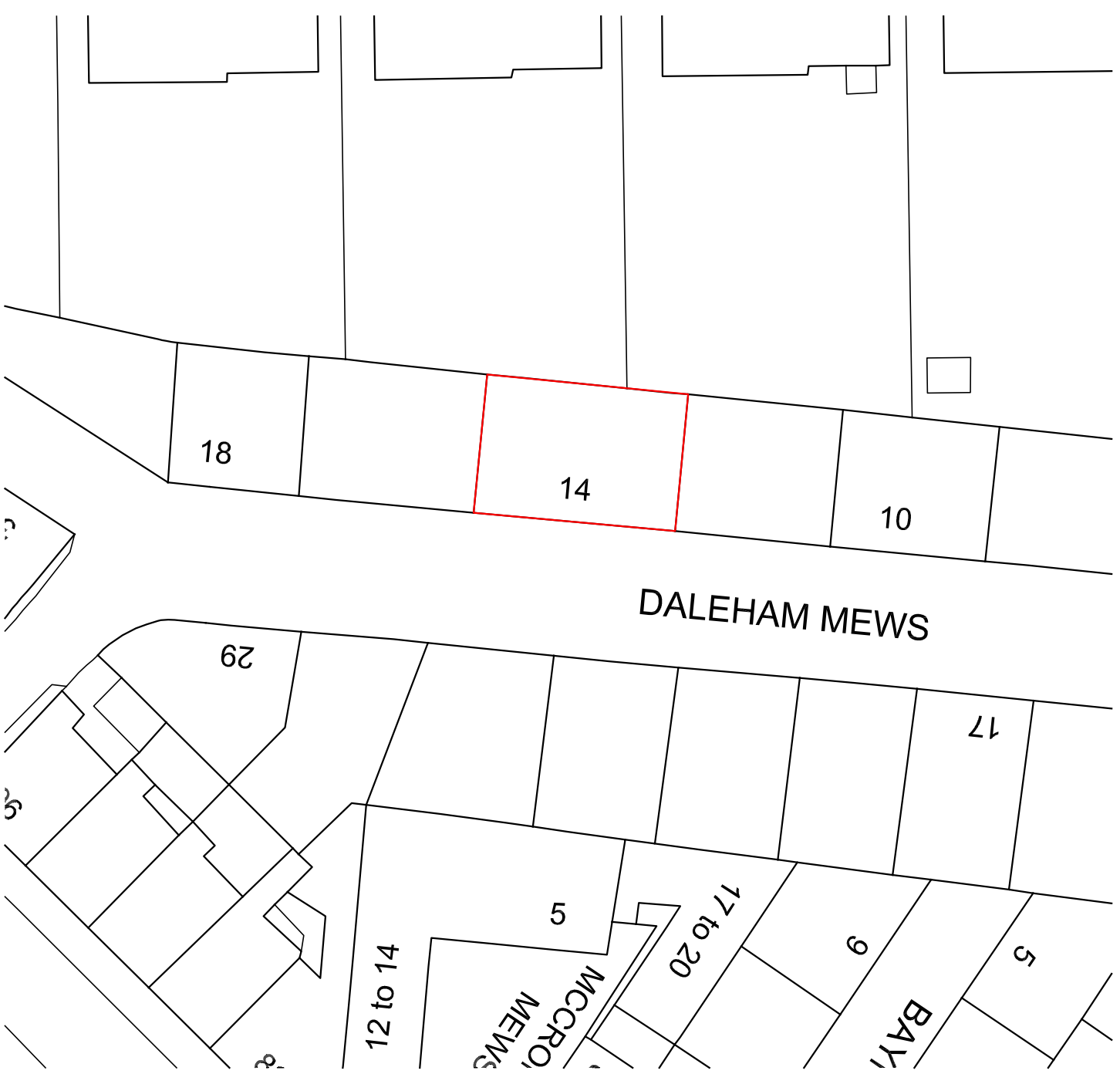
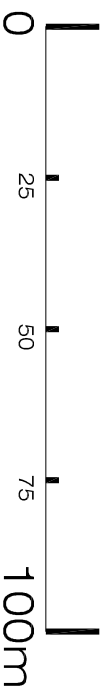
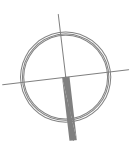
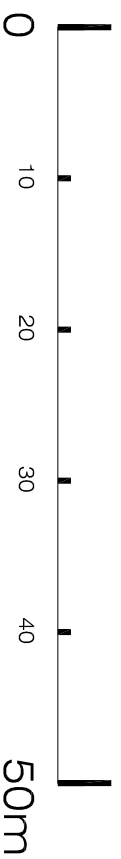




EXISTING
Location Plan
SCALE 1:1250 @ A3



EXISTING
Location Plan
SCALE 1:500 @ A3



PLEASE NOTE:

1. ALL DIMENSIONS TO BE CHECKED ON SITE BEFORE FABRICATION.
2. CONTRACTOR TO REFER TO ENGINEERS DRAWINGS BEFORE PROCEEDING WITH WORKS.
3. ALL DRAWINGS AND DESIGNS ARE COVERED BY DESIGN RIGHT (INTELLECTUAL PROPERTY) AND MAY NOT BE DISTRIBUTED, COPIED OR REPRODUCED WITHOUT WRITTEN PERMISSION OF THE ARCHITECT.
4. ALL DESIGN CONCEPTS ARE THE SOLE PROPERTY OF THE ARCHITECT AND NO ADAPTATIONS, REPRODUCTIONS OR COPIES MAY BE MADE WITHOUT WRITTEN PERMISSION OF THE ARCHITECT.
5. THESE DRAWINGS ARE SUBJECT TO ANY VARIATION REQUIRED OR RECOMMENDATION BY ANY STATUTORY AUTHORITY, OR FOR THE BETTER CARRYING OUT OF THE WORKS.
6. SAMPLES TO BE PROVIDED BY CONTRACTOR FOR THE ARCHITECT APPROVAL.
7. ALL FINISHES TO ARCHITECT SATISFACTION.
8. ALL DRAWINGS TO BE APPROVED BY THE ARCHITECT BEFORE CONSTRUCTION.

ADDITIONAL NOTES:

REVISIONS

No	Date	Description Issue For	Issue By
00	17/03/16	PLANNING	AM

**Client
PRIVATE CLIENT**

Project
14 Daleham Mews
NW3 5DB

Title

EXISTING
Location Plan

Scale 1/500 1/1250@A3
Date 15/03/16
Drawn AM
Checked JH

Dwg. No. LP-01
Project Number 1602

Rev. 00



Ground Floor Office

33 Belsize Lane

London NW3 5AS

Office: +44 (0) 207 431 9014

s.sandler@xulararchitecture.co.uk

www.xulararchitecture.co.uk