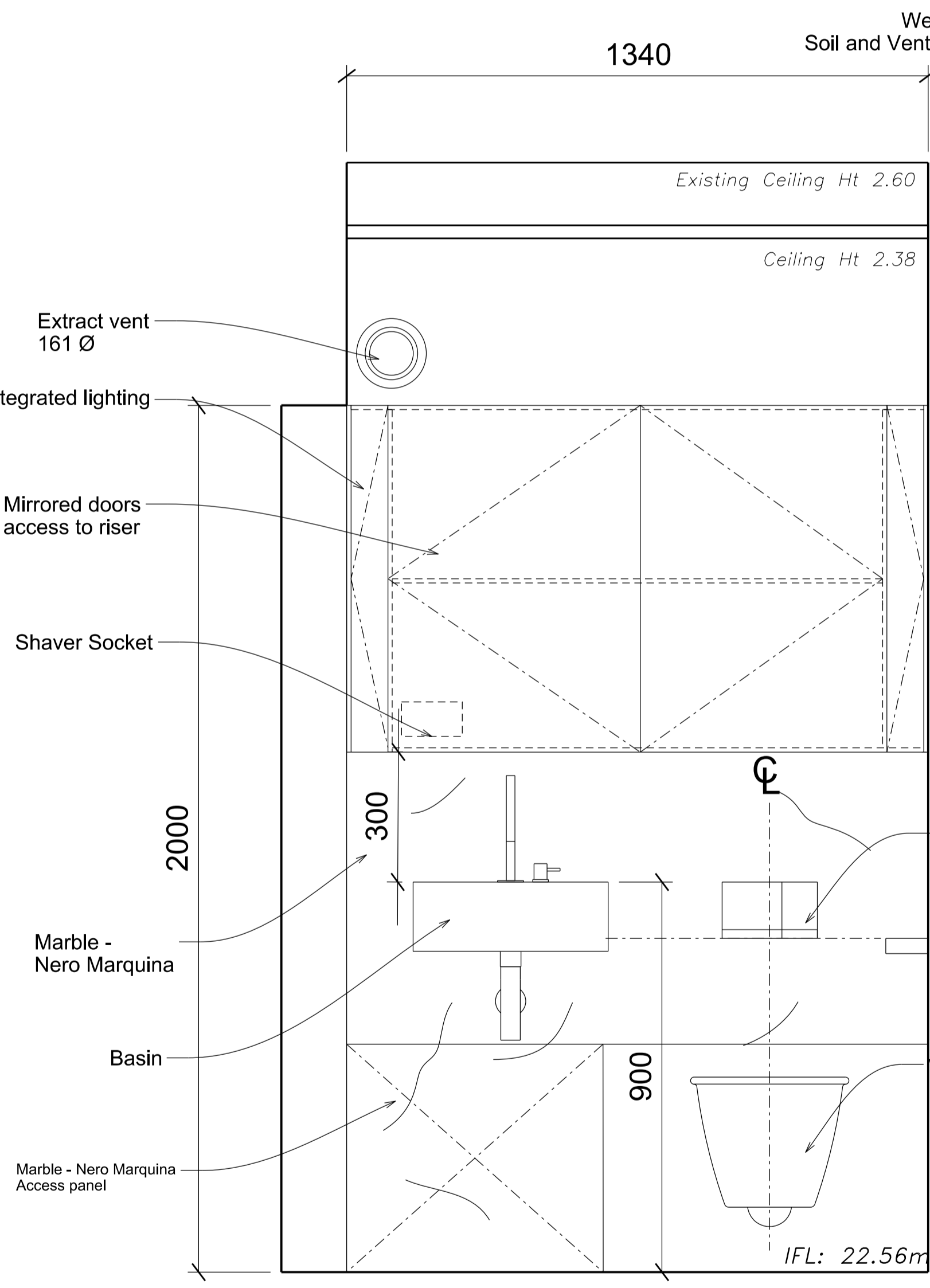


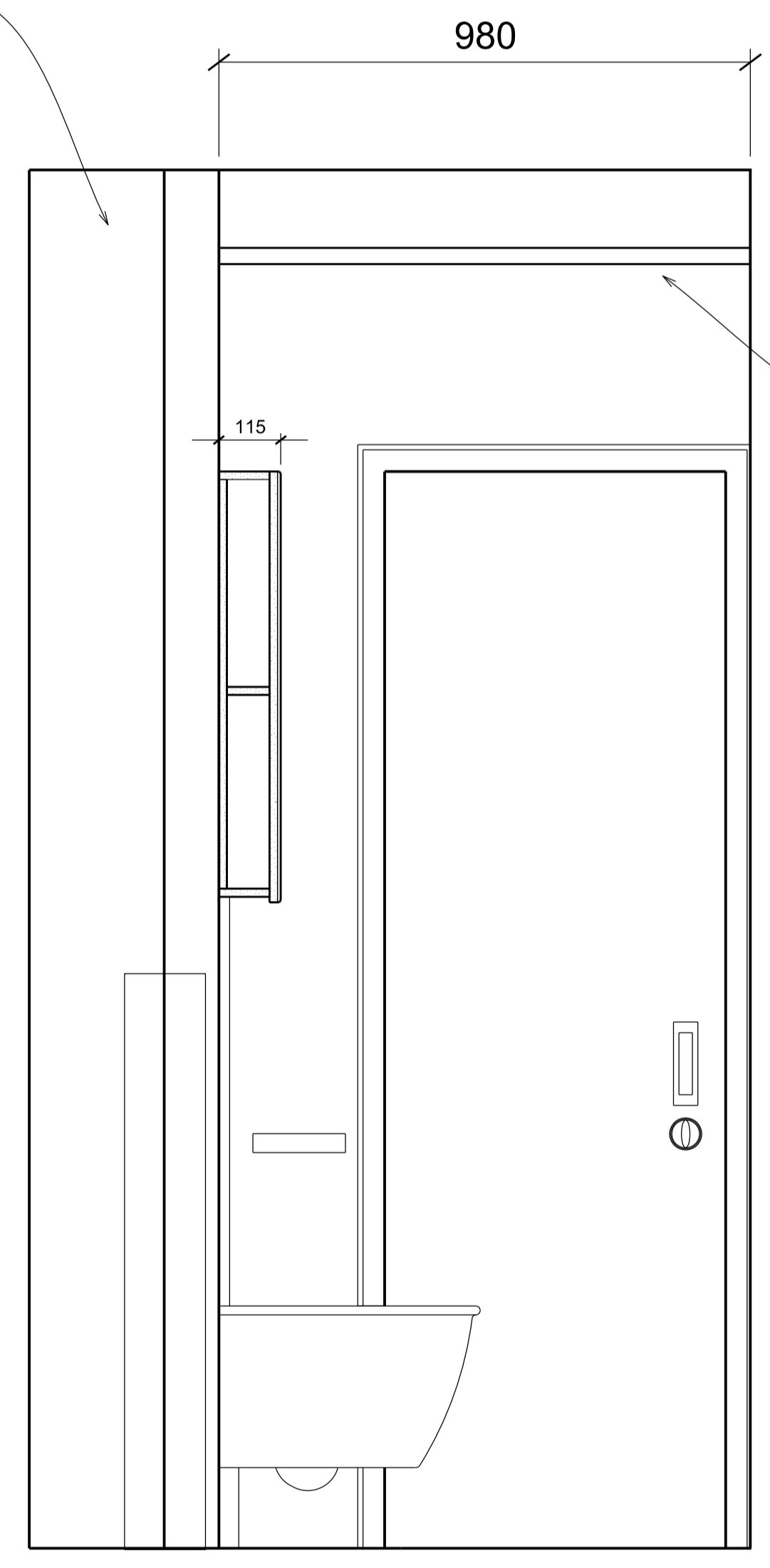
01 LEVEL B WC AND KITCHENETTE LAYOUT
1:10

LAYOUT SIMILAR ON EACH FLOOR
WITH SLIGHT DIMENSIONAL VARIATIONS

Suspended ceiling only in basement
other ceiling heights as existing:
Ground: 3.74
1st: 3.86
2nd: 2.75
3rd: 2.27



02 LEVEL B WC - ELEVATION
1:10



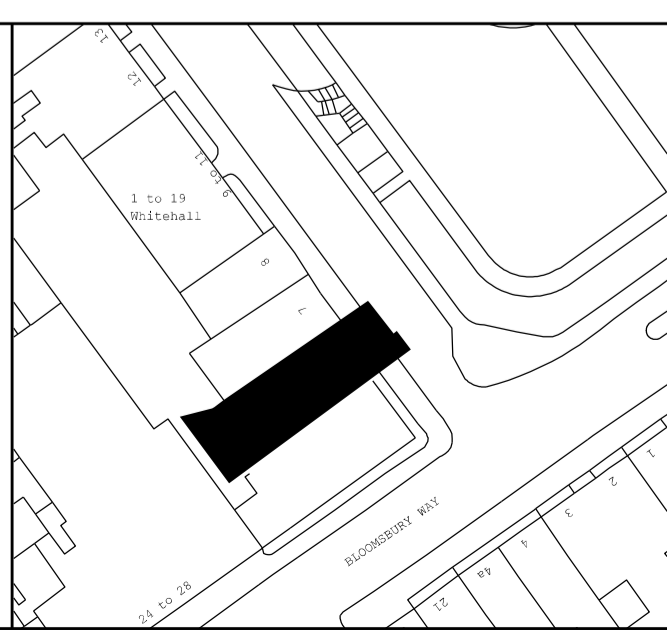
03 LEVEL B WC - ELEVATION
1:10

Disclaimer:
Do not scale from this drawing.
Check all dimensions on site before fabrication or setting out.
This document is copyright and may not be reproduced without permission of the owner.
Ordnance Survey data contained herein is for use on this project only.
Third parties involved in this project wishing to reproduce this data for the purposes of said project, may do so on display of the following :
© Crown Copyright All rights reserved 2010 License No. 0100031673

Notes:
LAYOUT SIMILAR ON EACH FLOOR
WITH SLIGHT DIMENSIONAL VARIATIONS

Rev:	Notes:	Date:	Dwn:	Iss:
00	PLANNING	18.02.2016	MP	RM

Consultants:



Flanagan Lawrence
66 Porchester Road, London W2 6ET, UK
T +44 (0)20 7706 6166 F +44 (0)20 7706 6286
www.flanaganlawrence.com E info@flanaganlawrence.com

Client:
SOUTH BLOOM LTD

Project: 6 Bloomsbury Square WC1A 2LP	
Drawing Title: Basement WC and Kitchenette	
Drawn By: MP	Issued By: RM
Date of First Issue: 18.02.2016	
Project No: 14-025	Scale @ A1: 1:10
Drawing No: A-74-700	Revision: 00