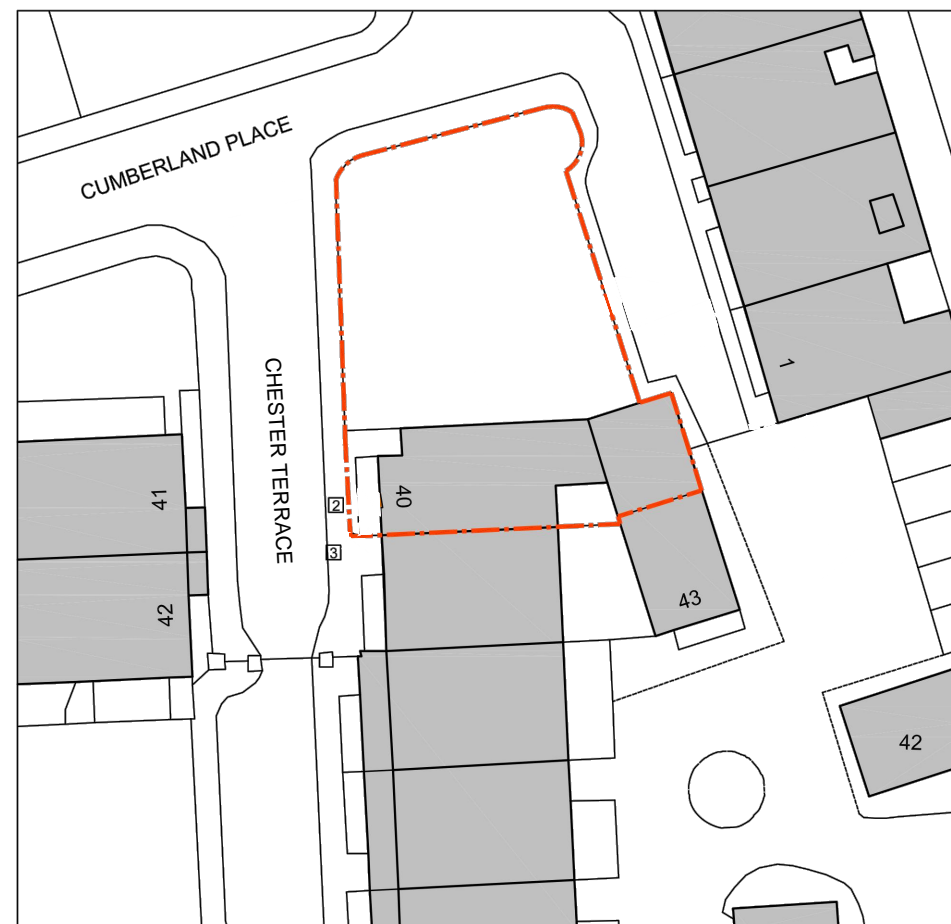
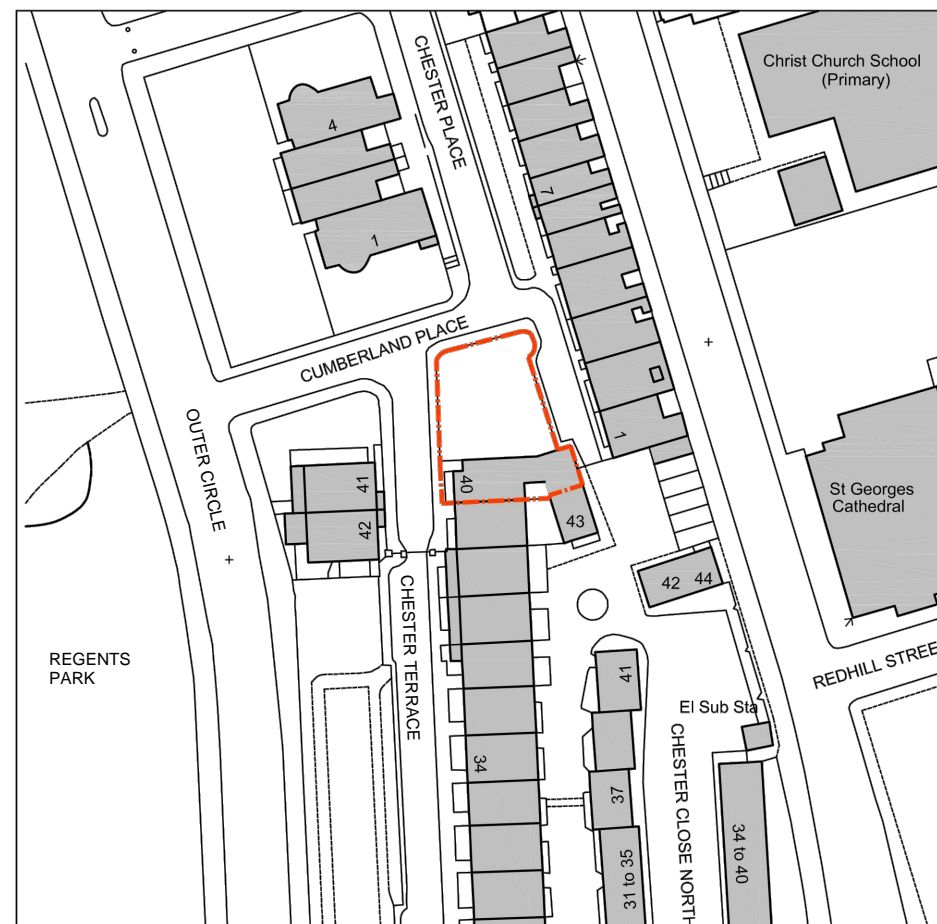


**Disclaimer:**  
 This drawing has been prepared from a survey drawing that was based on rough survey measurements that were taken for OUTLINE DESIGN PURPOSES ONLY, which is NOT likely to be as precise as a full measured survey. As a result, no warranty as to the precision of the dimensions indicated or illustrated can be given. While this drawing can be used as a base drawing for construction and quotation purposes, due to the nature of the measurements on which it is based, it is VERY IMPORTANT that all dimensions are checked carefully before any work commences or any materials are ordered. If any discrepancies are noticed between this drawing and any other contract document then please contact us immediately.

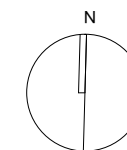
Notes:



Site Plan @ 1:500



Location Plan @ 1:1250



PO REV	DATE	DH DRAWN	Description
	17/02/16	DH	Setting Out

<p>Concept Bespoke Interiors          33 Colville Road          London          W3 8BL</p>										
<p>Project          40 Chester Terrace, London NW1 4ND</p>										
<p><b>Site Plan / Location Plan</b></p>										
<p>Title</p>										
<p>Scale 1:500 / 1:1250 @ A3</p>										
<table border="1"> <thead> <tr> <th>Job</th> <th>Document Type</th> <th>Series</th> <th>Number</th> <th>Revision</th> </tr> </thead> <tbody> <tr> <td>1518</td> <td>DR</td> <td>02</td> <td>01</td> <td>P0</td> </tr> </tbody> </table>	Job	Document Type	Series	Number	Revision	1518	DR	02	01	P0
Job	Document Type	Series	Number	Revision						
1518	DR	02	01	P0						