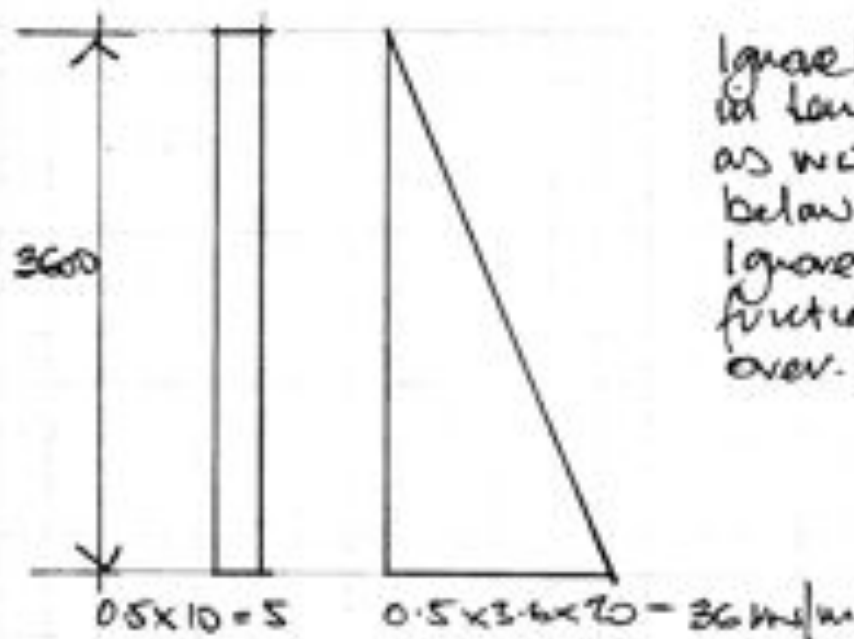
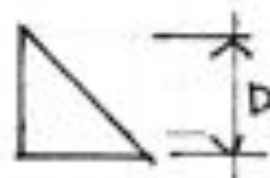


Take  $K_0 = 0.50$   $\gamma = 20 \text{ kN/m}^3$   $\beta = 3.5$



Ignore hydrostatic pressure in temporary condition as water table will be below formation  
Ignore benefit of base friction from wall load over.

$$\text{Total lateral load} = (5 \times 36) + (36 \times 3.6 / 2) = 82.8 \text{ kN/m}$$



$$3.5 \times 20 \times D^2 / 2 = 82.8 \text{ kN/m}$$

$$D = 1.53 \text{ m}$$

Insert props say 1.65 above formation.

props @ 2.50 c/c.

$$\text{Bm int} = \text{say } 82.8 \times 1.45 \times 2.5^2 / 9 = 86.4 \text{ kNm}$$

$$S_{\text{req}} = 86.4 / 0.250 = 345.6 \text{ cm}^3$$

$$\underline{103 \text{ Ue46}} \quad S = 497 \text{ cm}^3$$

OK

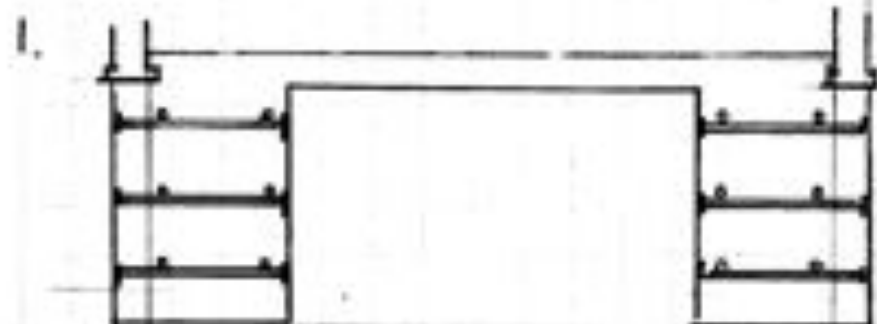
Deflection - (continuous)

$$\frac{82.8 \times 2500^3 \times 10^3}{384 \times 210 \times 10^3 \times 4567 \times 10^4} = 0.4 \text{ mm}$$


OK

Props Max force =  $86.4 \times 2.5 \times 1.45 = 313 \text{ kN}$   
203UC60  
For 1000  $P_x = 970 \text{ kN}$   
 $P_y = 340 \text{ kN}$  OK.

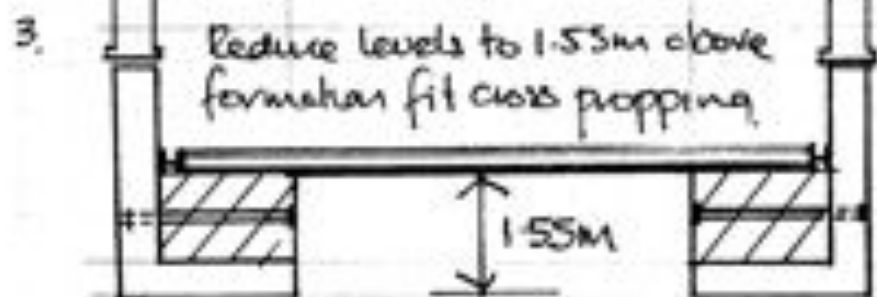
Use 203UC60kg Props

SEQUENCE

Excavate prop excavations across both ways



Backfill excavations as each pin location is completed leaving trench props in place.



Reduce levels to 1.55m above  
formation fit cross propping



VINCENT  
& RYMILL

Project

14 ROBECKROFT AVE NW 3728

Portion

Temp works & sequence

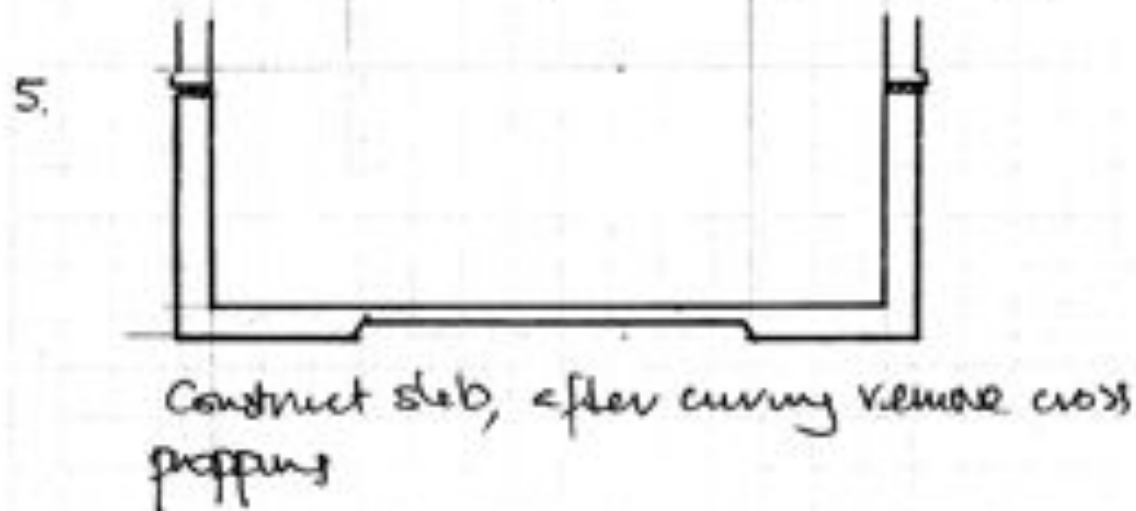
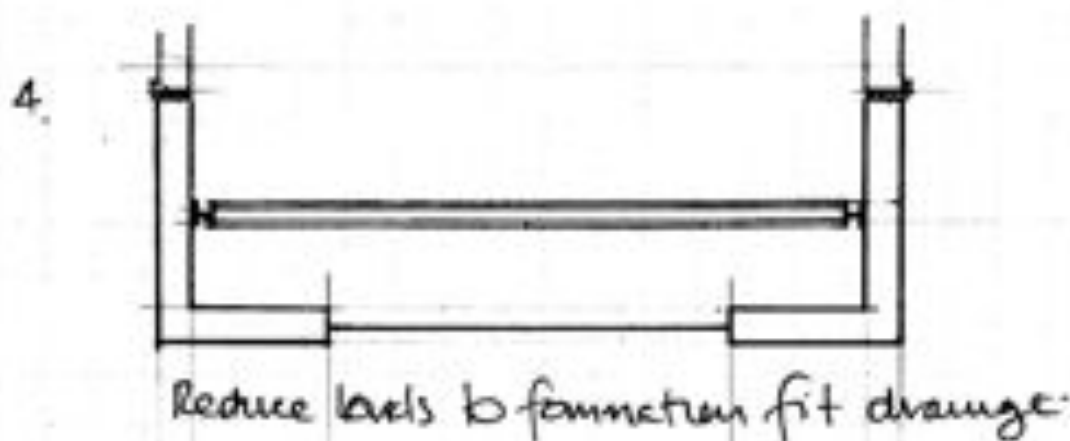
Job No. 16803

Sheet No. TWS 3

Made by: TV

Date: FEB 2016

Checked by:







VINCENT  
& RYMILL

Project  
14 ROSECROFT AVE NWS 728

Portion  
Temp Works & Sequence.

Job No. 16 B03  
Sheet No. TMS 4  
Made by: TV  
Date: Feb 2016  
Checked by:

