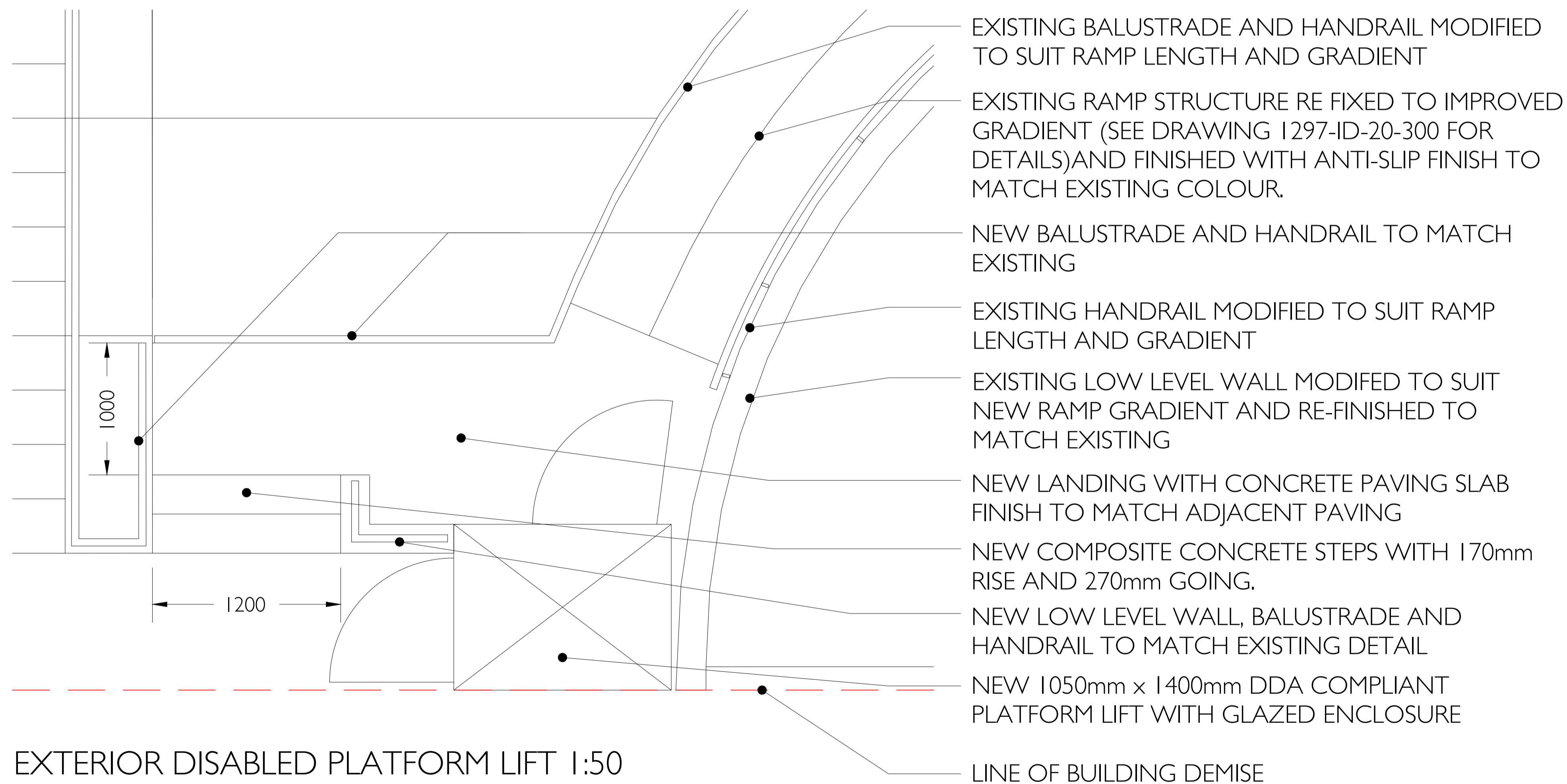



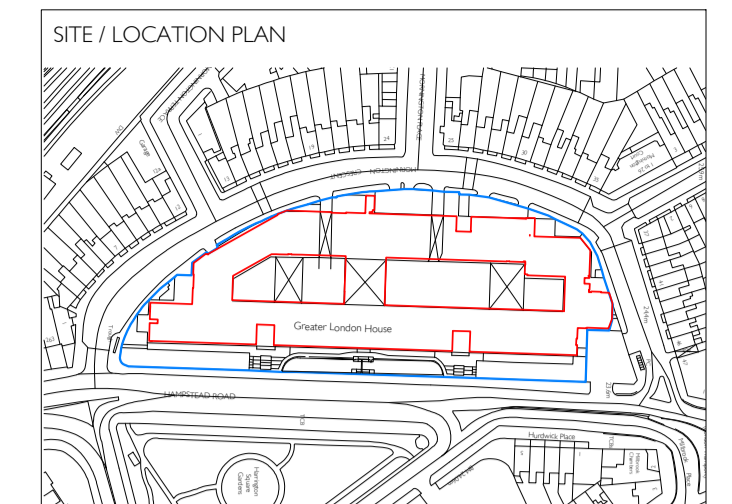
PROPOSED RAMP PLAN 1:100



EXTERIOR DISABLED PLATFORM LIFT 1:50



IMAGES OF SIMILAR STYLE DDA LIFT



DO NOT SCALE FROM THIS DRAWING

THE CONTRACTOR SHALL CHECK AND VERIFY ALL DIMENSIONS ON SITE AND REPORT ANY DISCREPANCIES TO FORME BEFORE PROCEEDING WITH THE WORKS

PAPER SIZE
A1

This drawing is copyright protected and must not be reproduced without the prior written agreement ©forme.uk

REV	DATE	BY	NOTES
P2	07.03.2016	DCH	NEW FINISH PROPOSED TO EXTERNAL LANDING AND STEPS

PROJECT TITLE
Greater London House Reception
 Greater London House
 180 Hampstead Road
 London NW1 7XQ

DRAWING TITLE
WHEEL CHAIR ACCESS RAMP PROPOSED PLAN
 SCALE REVISION
 VARIES @ A1 P2

DATE ORIGINATOR
 12.11.2015

CHECKED APPROVED

STATUS
PLANNING
 DRAWING NUMBER
I 297-ID-20-201

formē UK
 INTERIOR ARCHITECTURE
 NUTMEG HOUSE 60 GAINSFORD STREET
 BUTLERS WHARF LONDON SE1 2NY
 T +44 (0)20 7378 1340 F +44 (0)20 7407 9019
 E DESIGN@FORMEUK.COM WWW.FORMEUK.COM