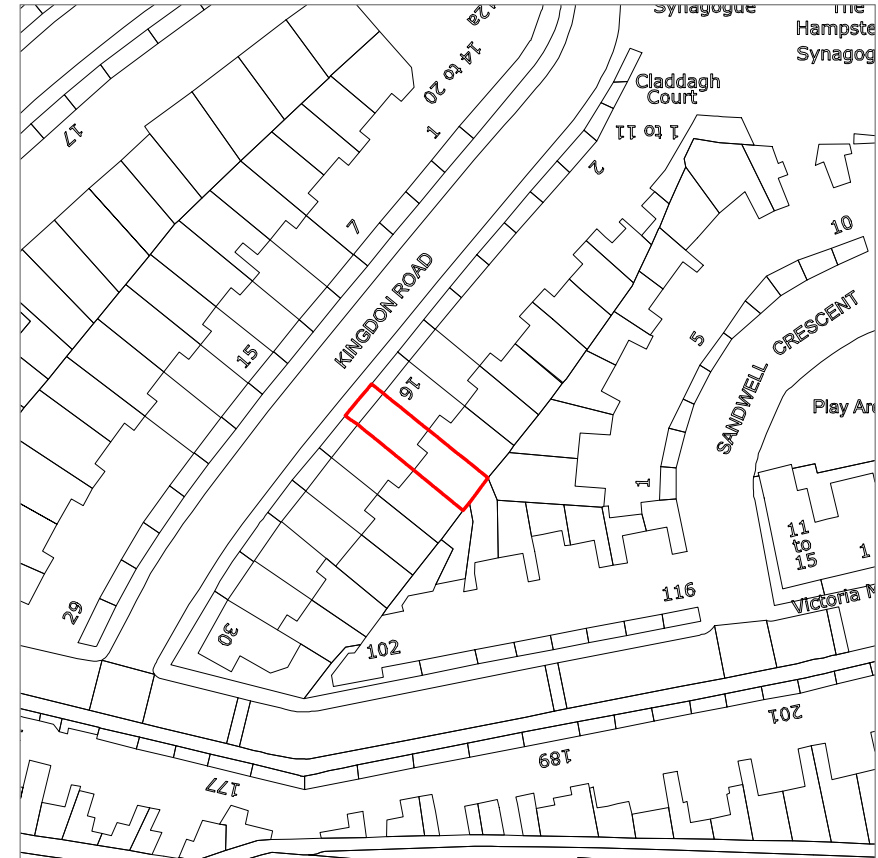
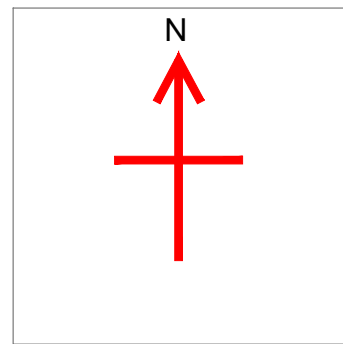
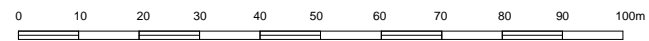




BLOCK PLAN
SCALE 1:500



LOCATION PLAN
SCALE 1:1250



APPLICATION SITE

| | | |
|-----|-----------|-------|
| No: | Revision: | Date: |
| | | |

| | | |
|-------------------------------|------------|-----------|
| Project: | | |
| 18 Kingdon Rd, London NW6 1PH | | |
| Drawing title: | | |
| Block & Location Plan | | |
| Status: | | |
| Planning | | |
| Scale: | Date: | Drawn by: |
| 1:500 @A3 1:1250 @A3 | 04.03.2016 | |
| Drawing no: | Rev: | |
| 00-03-16 | 0 | |