







Drawing Number 1Rev1 : 30-31 Mornington Terrace London NW1 7RS

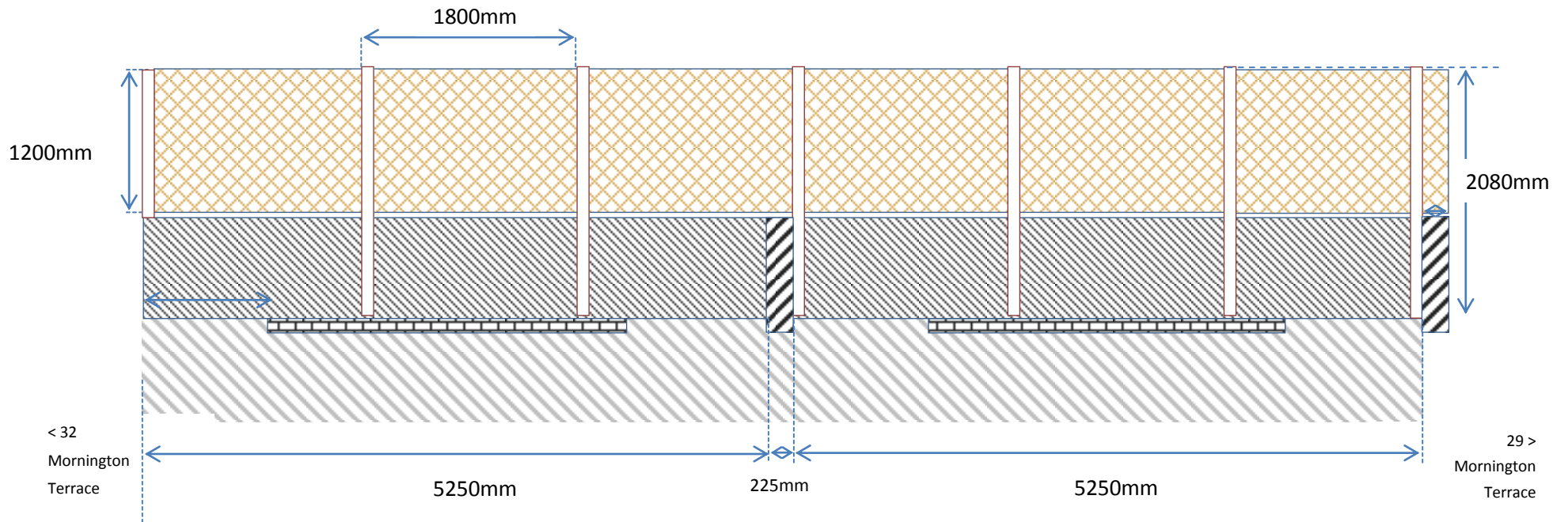
Installation of wooden garden trellis

Showing : Elevation to rear of garden party wall with 53/57 Albert Street

Scale 1:50

02-02-2016

-  Trellis Post 100x125mm
-  Trellis Panels 1200x1800mm, FSC timber, pressure treated green, 70x70mm hole size
-  Existing garden party wall
-  Existing garden party wall (at right angle)
-  Existing dwarf brick wall
-  Existing ground









Drawing Number 2Rev1 : 30-31 Mornington Terrace London NW1 7RS

Installation of wooden garden trellis

Showing : Elevation to rear of garden party wall with 29 Mornington Terrace

Scale 1:50

02-02-2016

-  Trellis Post 100x125mm
-  Trellis Panels 1200x1800mm, FSC timber, pressure treated green, 70x70mm hole size
-  Existing garden party wall
-  Existing garden party wall (at right angle)
-  Existing dwarf brick wall
-  Existing ground

