
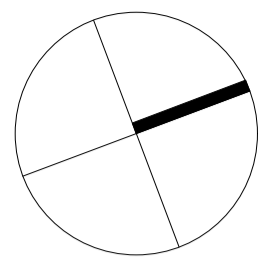



Key:

Existing Commercial



Additional Commercial



Offices

Mansions
Craffton

Application Boundary

Existing
Commercial

421 sq.m
(4,531 sq.ft)

Potential to Remove
Staircase

Possible escape corridor
dependent on future subdivision

New
Staircase
Above

Flaxman Terrace

Flaxman
Lodge

Planning