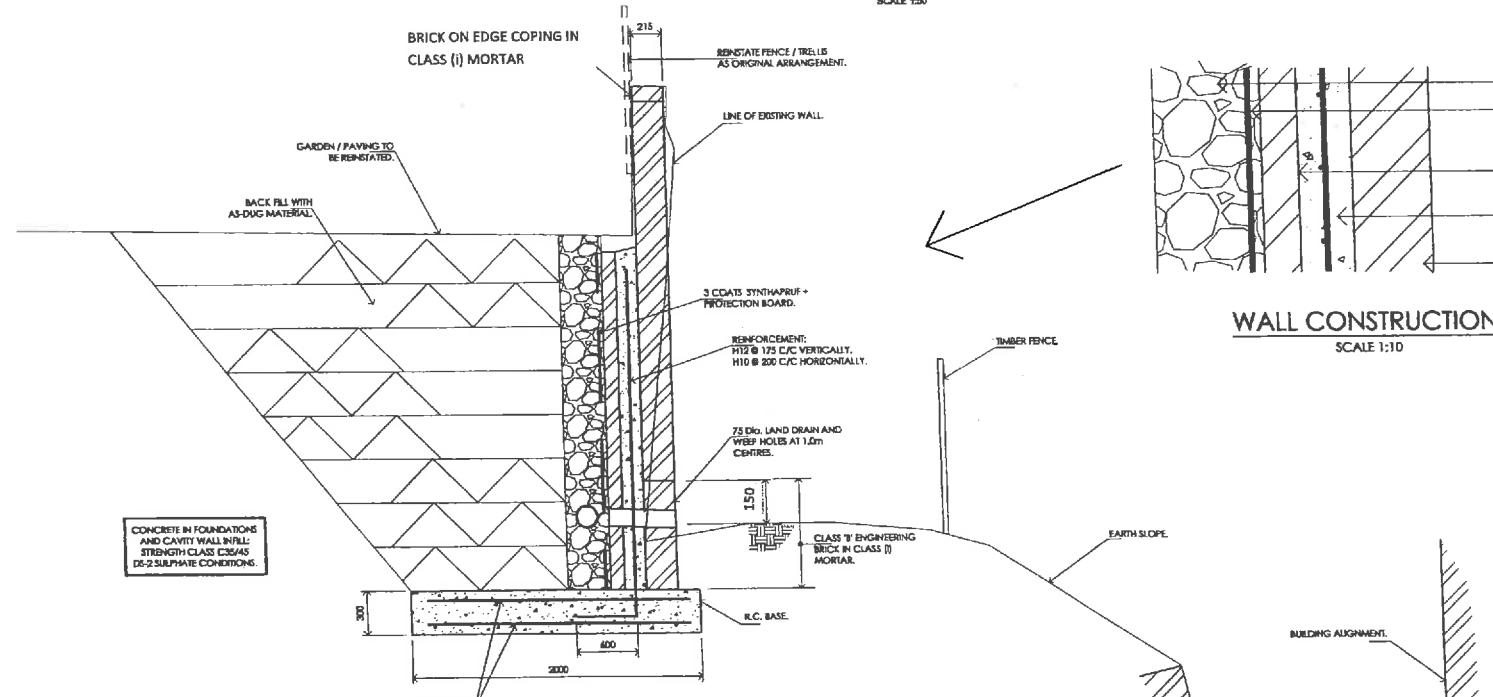
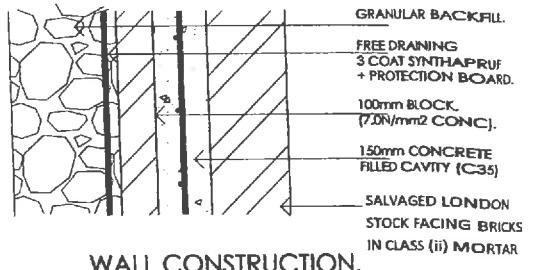


ELEVATION X-X  
SCALE 1:50

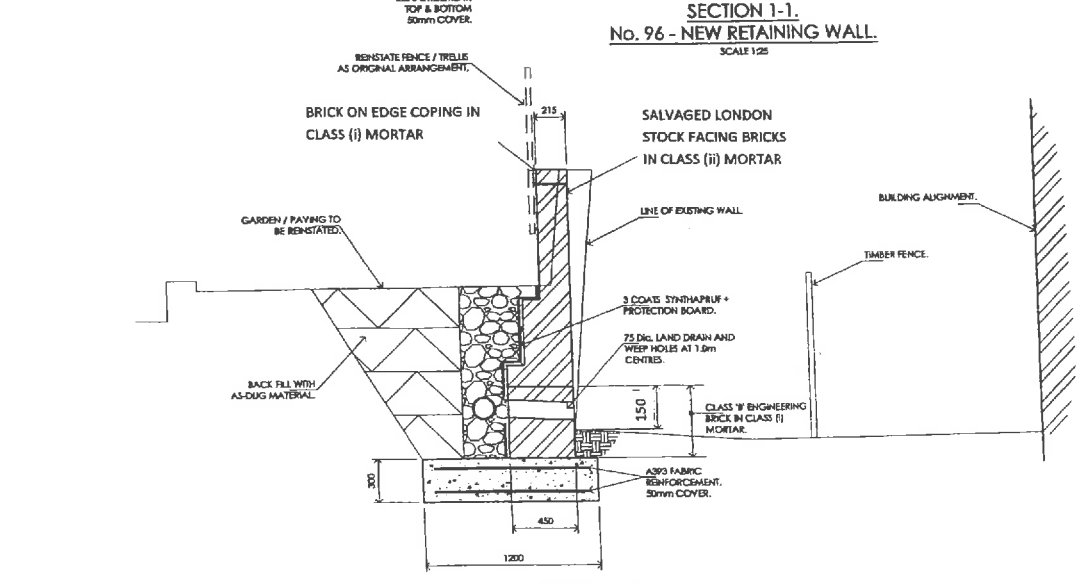
ALLOW:  
RECONSTRUCTION OF 80% OF 1 BRICK WALLING,  
USING SELECTED SECONDHAND MATCHING  
STOCK BRICKS IN CLASS (i) MORTAR. CUT, TOOTH  
& BOND TO EXISTING BRICKWORK.  
RE-FORM ENTIRE WALL.  
CORE WALL 100mm Ø IN 6 PLACES TO INSERT  
WEEP PIPES.  
REMOVE TREE AND ROOT GROWTH.



SECTION 1-1.  
No. 96 - NEW RETAINING WALL.  
SCALE 1:25



WALL CONSTRUCTION.  
SCALE 1:10



SECTION 2-2.  
No. 94 - NEW RETAINING WALL.  
SCALE 1:25

NOTE:  
THE BRICK BONDING PATTERN  
AND STYLE OF POINTING TO ALL NEW  
AREAS OF FACING BRICKWORK ARE TO MATCH  
THE EXISTING ORIGINAL BRICKWORK.

All dimensions must be checked on site and not scaled from this drawing. Any dimensional discrepancies discovered must be reported to the Surveyor before proceeding. This drawing is to be read in conjunction with all relevant documents.

This drawing is copyright © and may not be reproduced without permission.

Revisions			
No.	Description	Date	By

CLIENT  
\*\*\*\*\*

JOB DESCRIPTION  
NEW END,  
HAMPSTEAD.

DRAWING TITLE  
RETAINING WALL DETAILS.

Scale	Date	Drawn	Checked
As Shown.	Jan'2014	GDG	*****

**Cubic Building Surveying Limited**  
Unit 11, Isleworth Business Complex, St Johns Road  
Isleworth, Middlesex, TW7 6NL  
T: 020 8568 9976 F: 020 8568 5540  
www.cubicbs.co.uk  
info@cubicbs.co.uk

Drawing Number: 30768 - REV 02