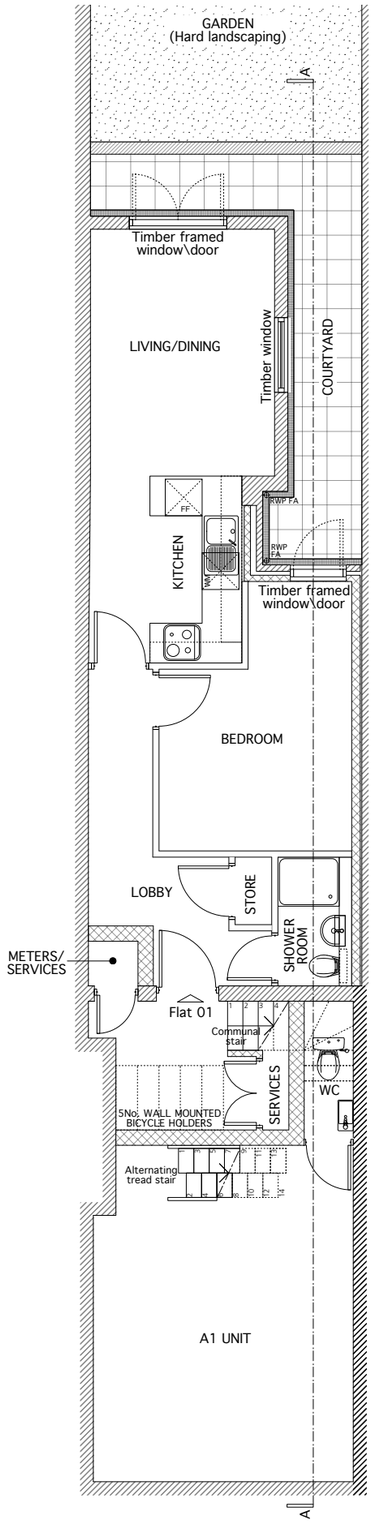

01 001A_EX_01 Existing Lower Ground Floor

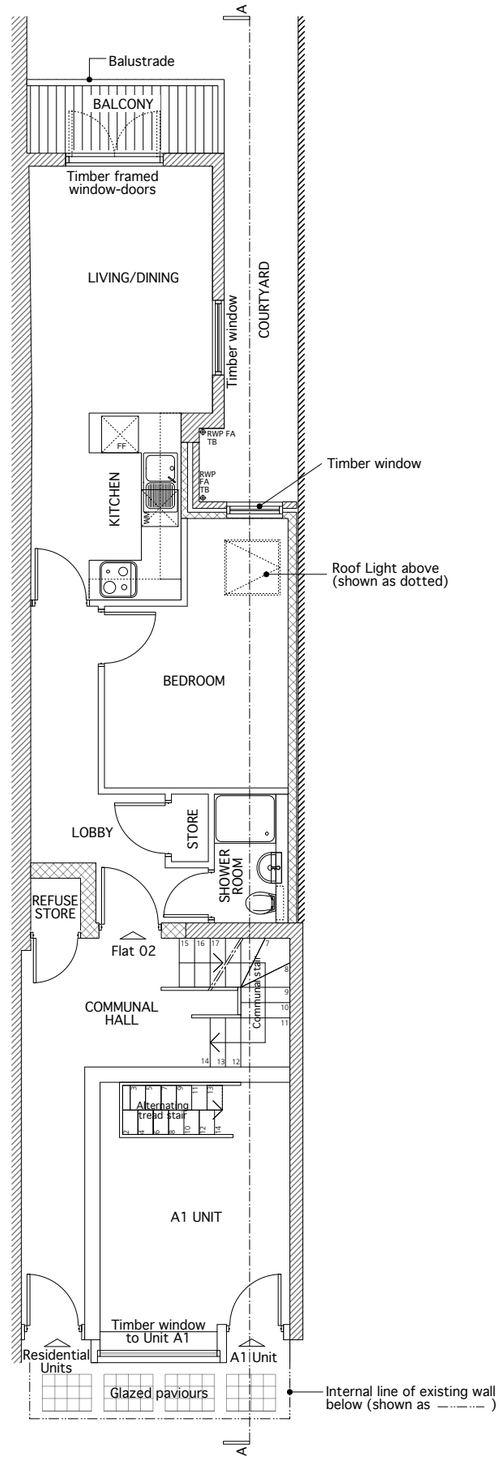

02 001A_EX_01 Existing Ground Floor

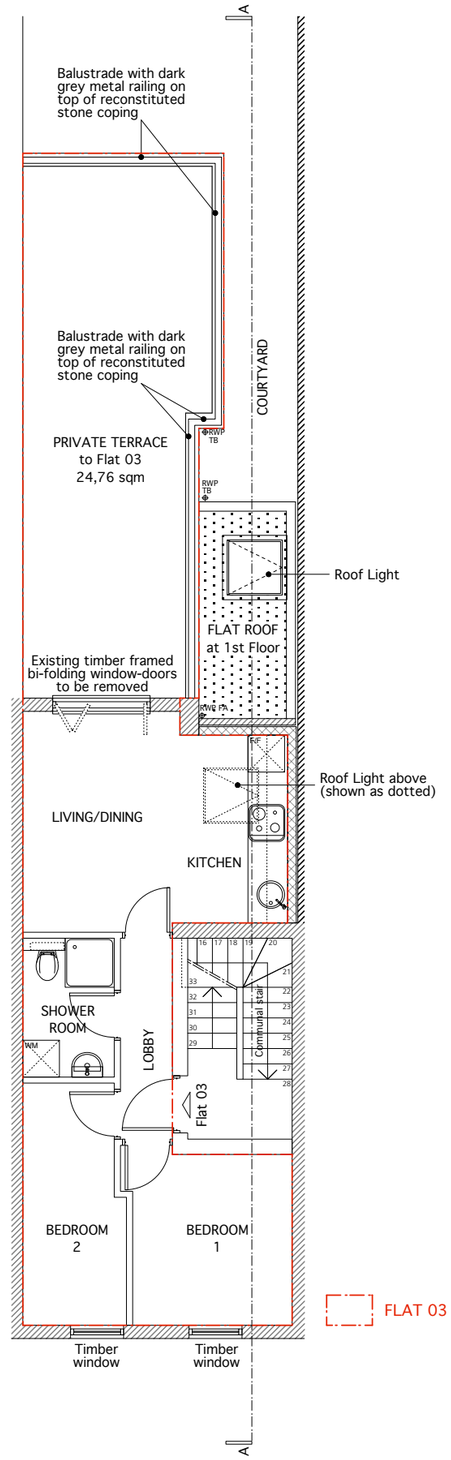

03 001A_EX_01 Existing First Floor

GENERAL NOTES.

All dimensions to be checked on site prior to commencement of any works, and/or preparation of any shop drawings.

Sizes of and dimensions to any structural elements are indicative only. See structural engineers drawings for actual sizes / dimensions.

Sizes of and dimensions to any service elements are indicative only.
See service engineers drawings for actual sizes and dimensions.

This drawing to be read in conjunction with all other designer's drawings, specifications and other Consultants' information.

All proprietary systems shown on this drawing are to be installed strictly in accordance with the Manufacturers/Suppliers recommended details.

Any discrepancies between information shown on this drawing and any other contract information or manufacturers/suppliers recommendations is to be brought to the attention of the designer

DO NOT SCALE FROM THIS DRAWING.

REVISION		DATE

FAB *architecture*
Flat 11 - 237A Long Lane London SE1 4PX
mail@fab.architecture.co.uk

CLIENT	Cengiz Soyel
PROJECT	31 Chalton Street, NW1
DRAWING	Existing Plans: Lower Ground Floor; Ground Floor; First Floor.
SCALE	1:50 @ A1
CADFILE	
DATE	FEB 2016
DRAWN BY	FS
DWG No.	001A_EX_01
REVISION	
DRAWING STATUS	**PLANNING APPLICATION**