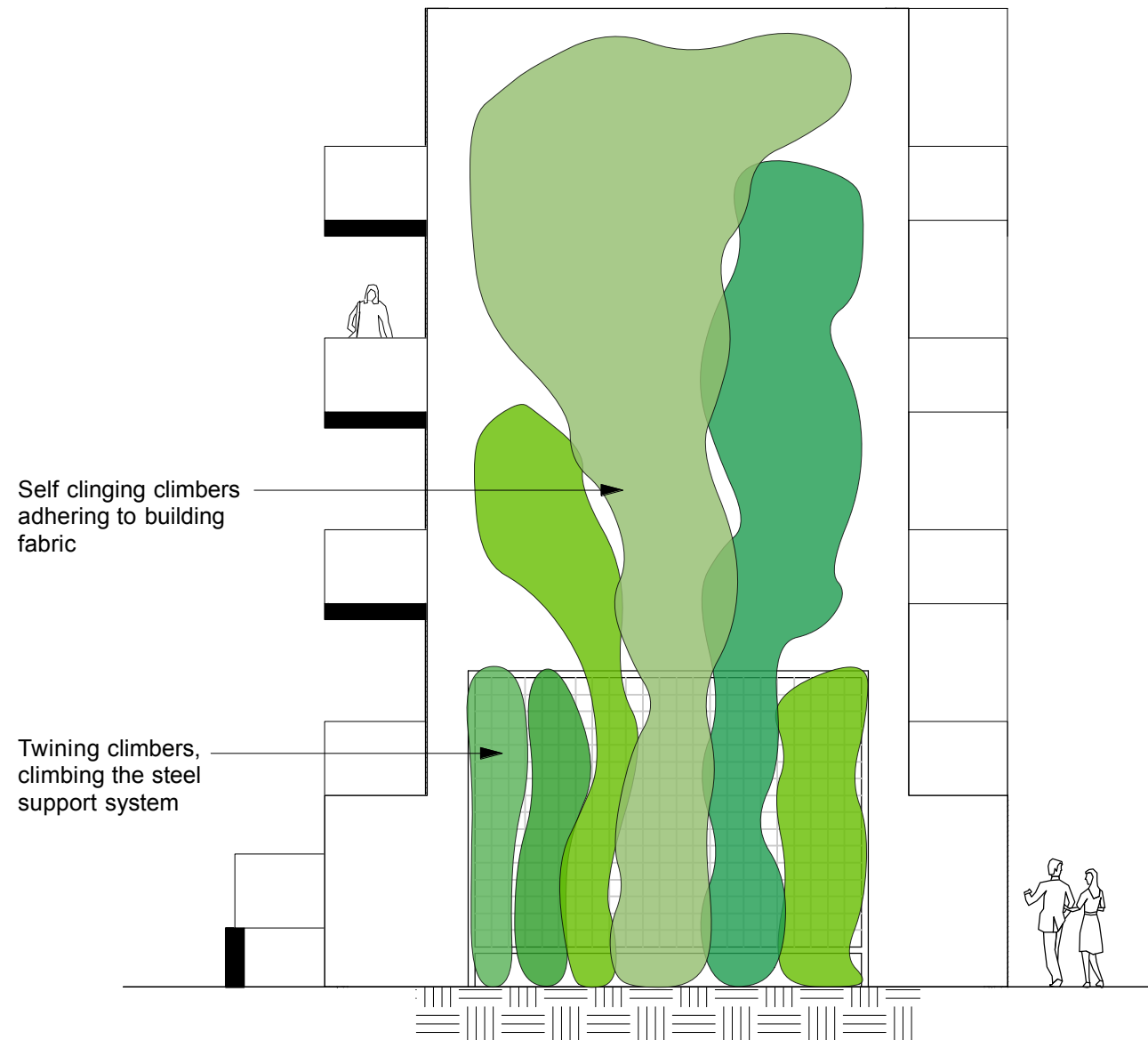



West Elevation of Climber Support System
1:100




West Elevation of Climber Support System with Planting
1:100

Climbers

Name	Height cm	Cont size	Spec	No. breaks	Cane	Spacing
Clematis vitalba	150-200	10L	Sev. shoots	3	yes	0.5/linm
Parthenocissus tricuspidata	150-200	10L	Sev. shoots	3	yes	0.5/linm
Lonicera periclymenum	150-200	10L	Sev. shoots	3	yes	0.5/linm
Hedera colchica	150-200	10L	Sev. shoots	3	yes	0.5/linm
Hydrangea petiolaris	150-200	10L	Sev. shoots	3	yes	0.5/linm
Jasminum officinale	150-200	10L	Sev. shoots	3	yes	0.5/linm



Clematis vitalba.
Deciduous twining climber with small white flowers in spring.




Parthenocissus tricuspidata.
Deciduous self-clinging climber. Leaves turn red in autumn before they fall.



Jasminum officinale.
Deciduous twining climber. Fragrant white flowers in summer.



Hedera colchica.
Evergreen self-clinging climber. Provides interest during the winter months.



Hydrangea petiolaris.
Deciduous self-clinging climber. Attractive white flowers in late spring.



Lonicera periclymenum.
Deciduous twining climber with fragrant flowers in summer.

Davis Landscape Architecture
23a Iliffe Yard, London, SE17 3QA
020 7277 1035
mail@davisla.com | www.davisla.com

Client
Iverson Road Ltd

Job Title
Iverson Road

Drawing Title
Green Wall Sketch Proposals

Scale : 1 : 100/ 20 @ A3 Drawn JD

Date : 09/02/2016 Checked :

Drawing No. : L0265SK31 Rev. : A