

USE OF DRAWINGS

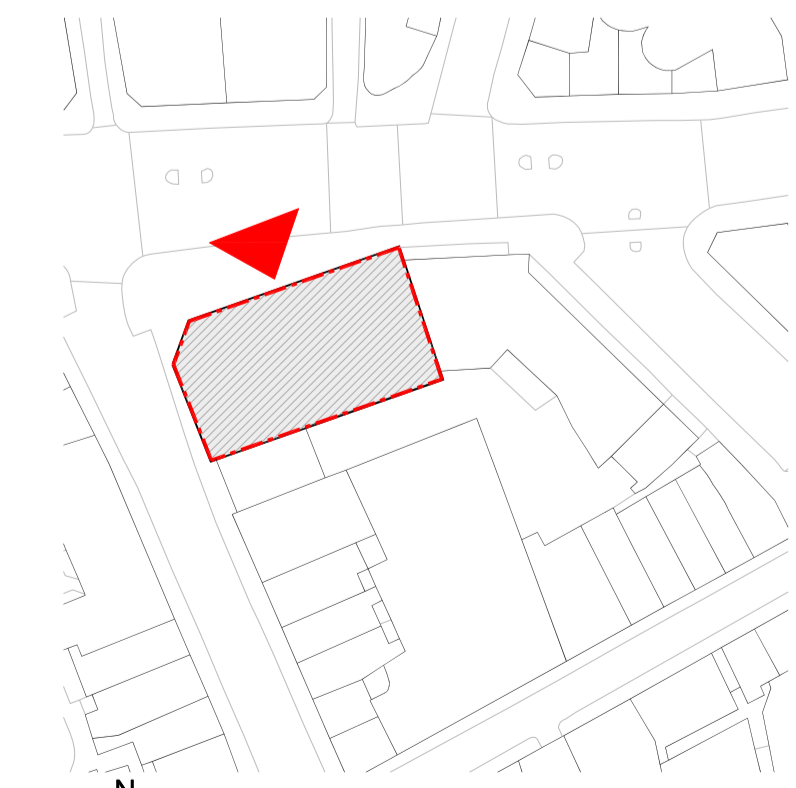
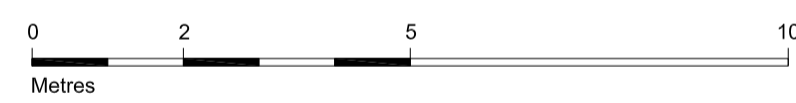
DO NOT SCALE FROM THIS DRAWING. USE WRITTEN DIMENSIONS AND CHECK ON SITE. THIS DRAWING IS BASED ON SITE INFORMATION SUPPLIED BY THIRD PARTIES AND ACCURACY OF EXISTING FEATURES IS NOT GUARANTEED. ANY ERROR, OMISSION OR DISCREPANCY NOTED ON OR BETWEEN DRAWINGS AND OTHER DOCUMENTS MUST BE REPORTED IN WRITING IMMEDIATELY. ALL MECHANICAL, ELECTRICAL AND STRUCTURAL LAYOUTS / COMPONENTS ARE INDICATIVE AND MUST BE DESIGNED AND CHECKED BY SPECIALISTS. DO NOT START WORK ON SITE BEFORE CONFIRMING THAT ALL NECESSARY STATUTORY AND OTHER CONSENTS HAVE BEEN OBTAINED. THIS DRAWING IS COPYRIGHT AND MUST NOT BE DISTRIBUTED WITHOUT PERMISSION. ELECTRONIC CAD FILES MUST NOT BE ALTERED OR COPIED.

REVISIONS

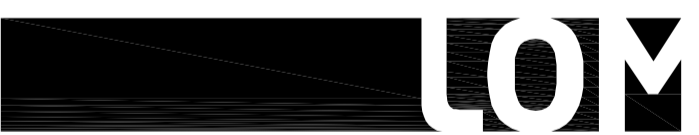
REV	DATE	DESCRIPTION	CHECKED DRAWN
-	13.11.2015	ISSUED FOR COMMENT	JP JM



SCALE 1:100 @ A1
EXISTING NORTH ELEVATION



SCALE 1:1000 @ A1
KEY PLAN



client
TESCO STORES LTD

project
**THE LEVER BUILDING
OFFICE FIT-OUT
LONDON EC1**

drawing title
EXISTING NORTH ELEVATION

sheet size scale
A1 1:100 @ A1

status
PLANNING

drawing no. revision
1509-PP-EL-03 /

LOM architecture and design
The Glass House 5 Sclater Street London E1 6JY UK
Phone +44(0)20 8444 2999 Email mail@lom-fdp.com
Web www.lom-architecture.com