TYPICAL BALCONY - 2ND FLOOR AND ABOVE

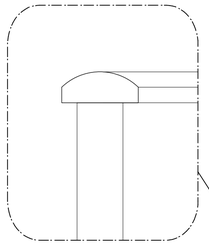

03 PROFILED HANDRAIL DETAIL
1:2@A1

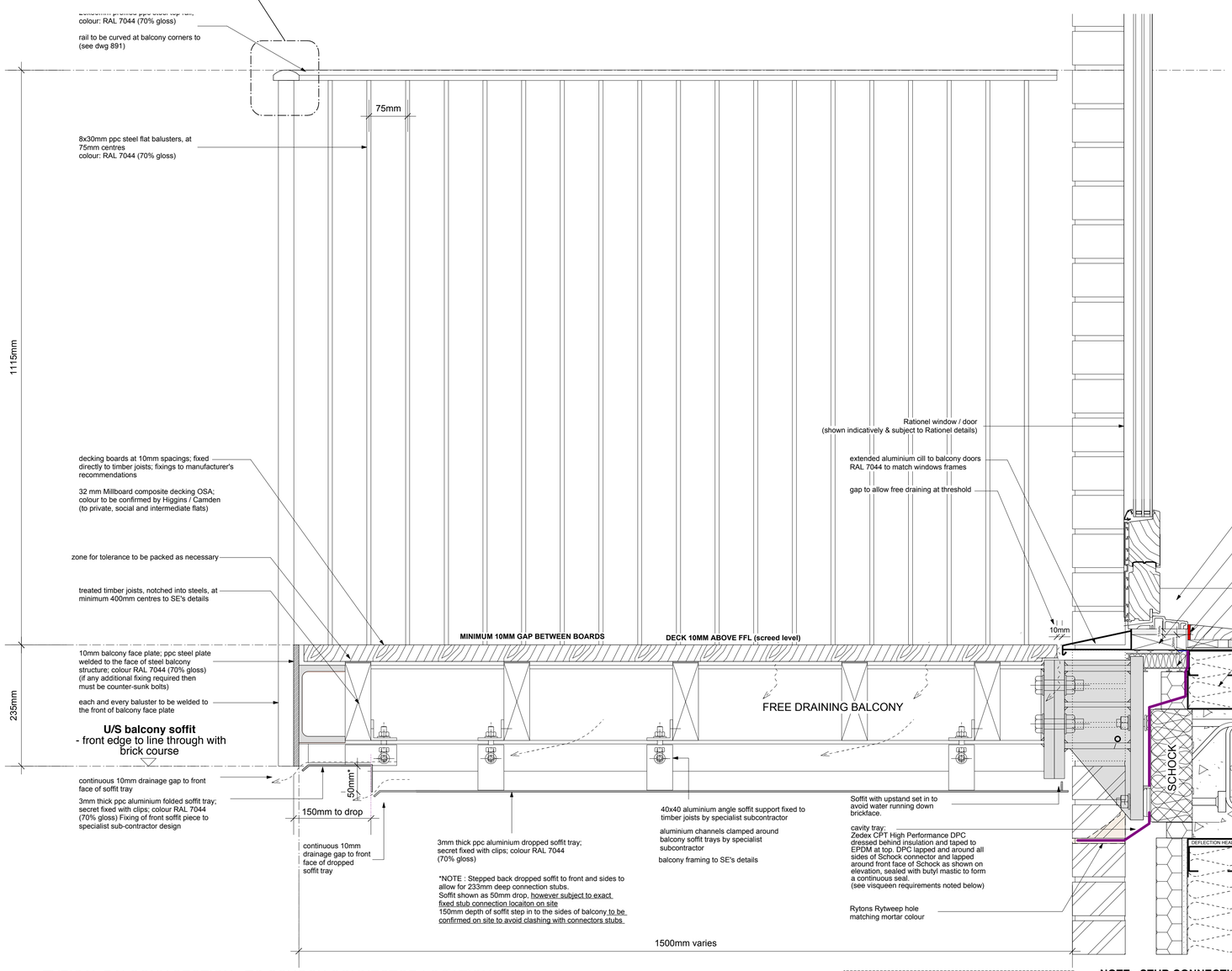

01 TYPICAL BALCONY SECTION - TO SCHOCK CONNECTOR LOCATIONS
1:5@A1

cavity tray Visqueen requirements :

- 1st fix butyl mastic around bolts and bracket
- Form cavity tray in a single piece with minimal opening to take the bolt and bracket projections
- Apply DPC jointing tape to seal opening around Schock bracket
- 2nd fix application of butyl mastic to joints

NOTE : STUB CONNECTION SHOWN INDICATIVELY AND BASED ON SUB-CONTRACTOR SKETCH DRAWINGS SUB-CONTRACTOR TO CONFIRM CO-ORDINATION BETWEEN DROPPED SOFFIT AND STUB CONNECTORS TO AVOID POTENTIAL CLASHING

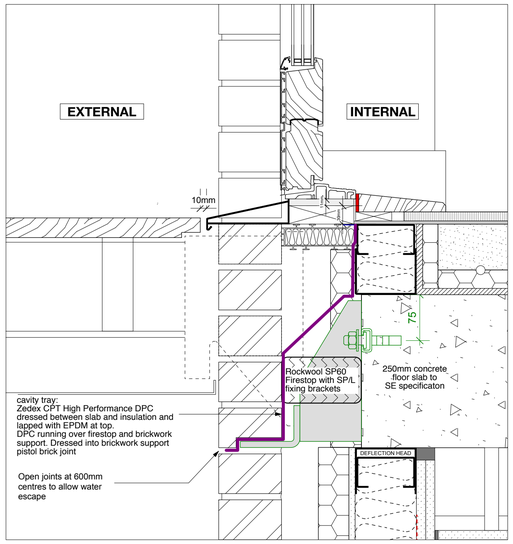

02 TYPICAL BALCONY SECTION - AREAS BETWEEN SCHOCK CONNECTORS
1:5@A1

SAME DPC ARRANGEMENT TO 1ST FLOOR BLOCK 1
BETWEEN SCHOCK CONNECTORS
(NOTE NO BRICKWORK SUPPORT TO 1ST FLOOR BLOCK 1)

Notes:

1. do not scale from this drawing
2. survey indicative only
3. proposals are subject to utilities surveys
4. drawing to be read in conjunction with relevant consultant's information
5. drawing to be read in conjunction with relevant specifications

FFL LEVEL REFER TO TOP OF SCREED

SEE GA DRAWINGS FOR BALCONY LOCATIONS & SSL / FFL LEVELS

SEE WALL TYPE DRAWINGS FOR EXTERNAL WALL LEAF SPECIFICATION

SEE GA SECTION DRAWINGS FOR DETAIL LOCATIONS

cavity tray:
Zedex CPT High Performance DPC
to be lapped and around all sides of Schock connector, and lapped over front face of Schock to area as hatched below.
Sealed with butyl mastic to form a continuous seal.
(see visqueen requirements noted on drawing)

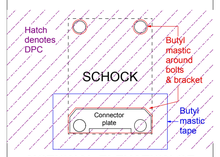

NOTIONAL ELEVATION OF SCHOCK CONNECTOR SHOWING LAPPING OF DPC PRINCIPLE AS REQUIRED BY VISQUEEN

Revisions:		
10.02.16	-	Issued to Planning for Conditional approval

PLANNING CONDITION

Higgins

MatthewLloydArchitects LLP
1 The Hangar
Perseverance Works
38 Kingsland Road
London E2 8DD
T 020 7613 1934
email: mail@matthewlloyd.co.uk
www.matthewlloyd.co.uk

©2014

Original Sheet Size A1

0 100mm 200mm 300mm

Date:	Scale:	Drawn by:
NOV 14	1:5 @A1 / 1:10 @ A3	gw

Project:
Bourne Estate South
for Higgins Construction PLC

Drawing title:
Typical Balcony Section
Block 1 & 2 - 2nd floor and above

Reference:	Dwg. No:	Rev.
BE14	PC.24-C.001	-