
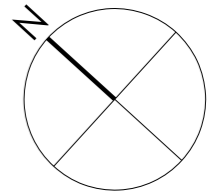
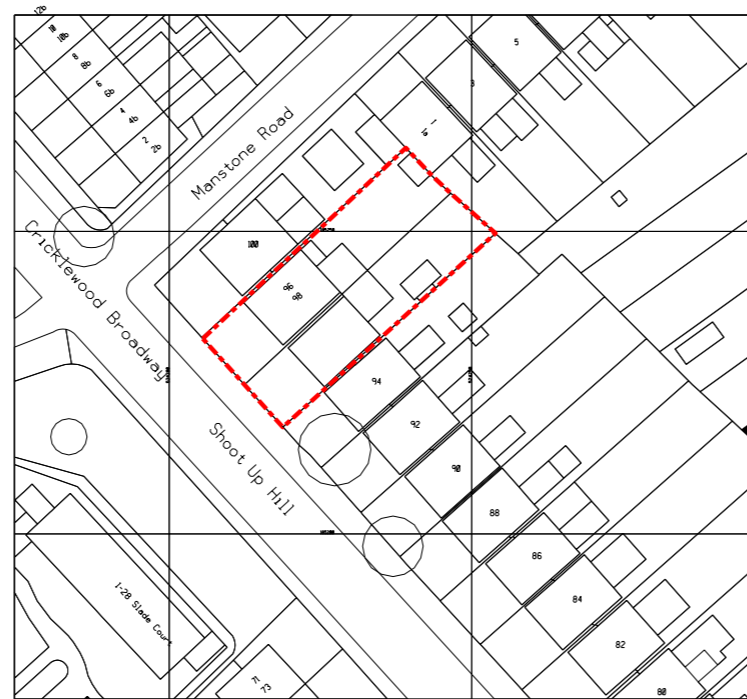


GENERAL NOTES

DO NOT SCALE FROM THIS DRAWING.
 FIGURED DIMENSIONS ARE TAKEN TO STRUCTURE UNLESS INDICATED OTHERWISE.
 ALL DIMENSIONS TO BE CHECKED ON SITE PRIOR TO COMMENCEMENT OF WORK.
 DRAWING TO BE READ IN CONJUNCTION WITH ALL OTHER ARCHITECTS DRAWINGS, CONSULTANTS AND SPECIALISTS DRAWINGS, CONSTRUCTION NOTES, SPECIFICATIONS AND EMPLOYER'S REQUIREMENTS WHERE APPLICABLE.
 ANY DISCREPANCY MUST BE BROUGHT TO THE ATTENTION OF PCKO. IF IN DOUBT, ASK.
 ANY MODIFICATION TO THIS DRAWING MUST BE CARRIED OUT BY PCKO.
 THIS DRAWING REMAINS UNDER THE COPYRIGHT OF PCKO ARCHITECTS LIMITED. PLEASE OBTAIN PERMISSION BEFORE COPYING.
 WHERE METHOD OF CONSTRUCTION INCORPORATES TIMBER/LIGHT GAUGE STEEL FRAME ALL ELEMENTS OF FRAME INCLUDING STUD LOCATIONS, NOGGINS, SHEATHING, LINTELS, TRUSSESS AND WIND BRACING TO BE TO FRAME MANUFACTURER'S DESIGN, DETAIL AND SPECIFICATION.
 ALL STRUCTURAL ELEMENTS ARE SHOWN INDICATIVELY. FOR ALL ELEMENTS OF STRUCTURE REFER TO STRUCTURAL ENGINEER'S AND SPECIALIST SUB-CONTRACTOR/FABRICATOR'S DESIGN, DETAIL AND SPECIFICATION.
 ALL MECHANICAL AND ELECTRICAL ELEMENTS ARE SHOWN INDICATIVELY. FOR ALL M&E INSTALLATIONS REFER TO BUILDING SERVICES ENGINEER'S AND SPECIALIST SUB-CONTRACTOR'S DESIGN, DETAIL AND SPECIFICATION.



07.10.2015	B	Issued for planning	JF	PH
01.08.2013	A		PH	PH
DATE	REV.	DESCRIPTION	BY	CHECKED



13 - 15 CANFIELD PLACE
 LONDON NW6 - 3BT
 TEL: 0207 - 372 - 8918
 www.pcko.co.uk

ARCHITECTS INTERIOR DESIGNERS
 MASTER PLANNERS URBAN DESIGNERS

CLIENT	LB Camden		
PROJECT	Greenwood Place		
DRAWING TITLE	Location Plan Shoot Up Hill		
STATUS	PLANNING		
SCALE	1:1250@A3	DRAWN BY	PH
DATE	2013.08	CHECKED BY	PH
DRAWING NO.	1213 PL 501	REVISION	B