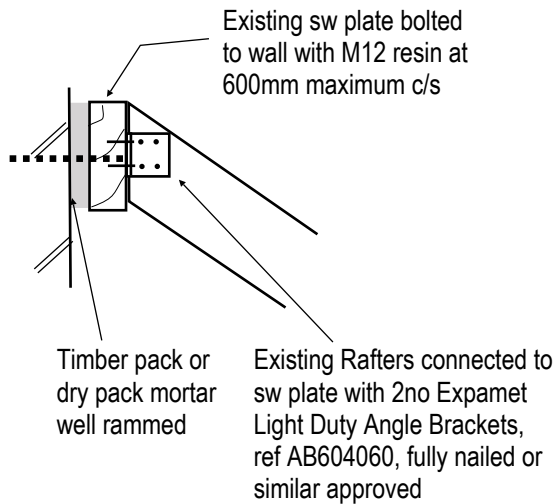
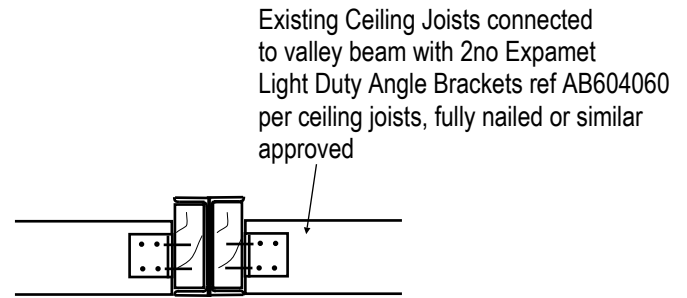


Notes

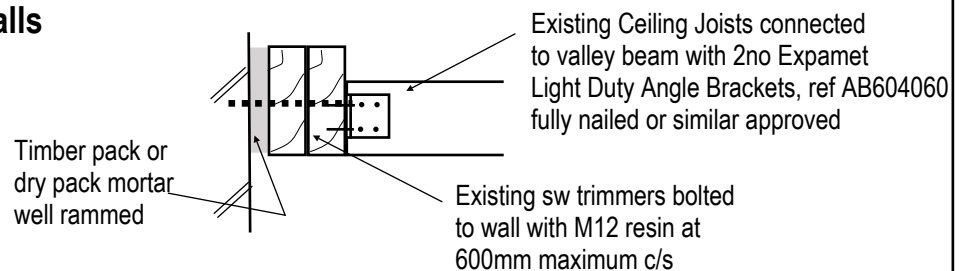
DO NOT SCALE FROM THIS DRAWING



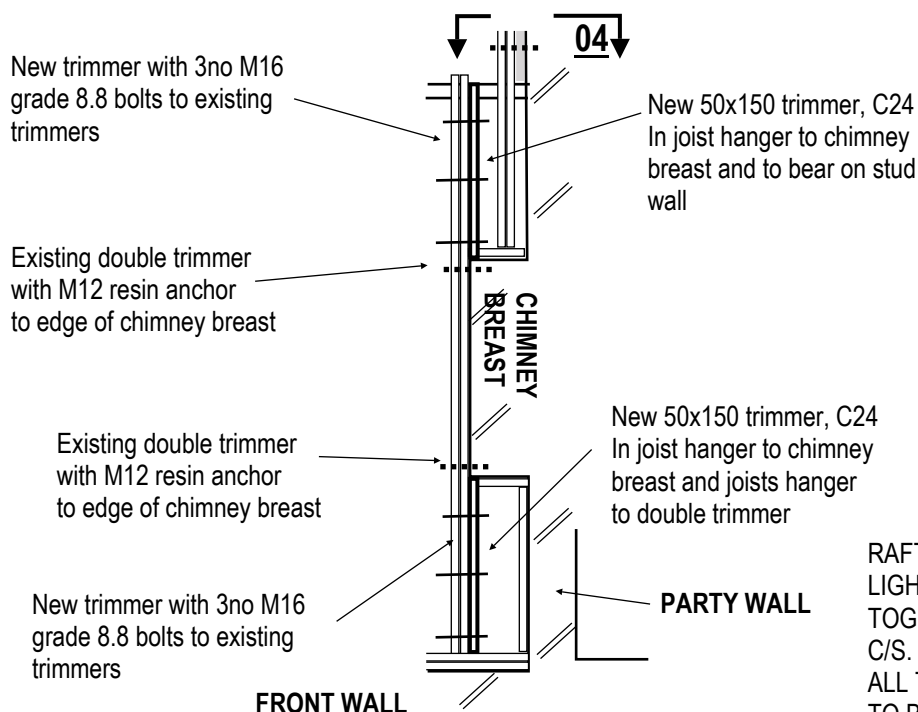
SECTION THROUGH TOP OF PARTY WALL
details applies to both party walls



SECTION THROUGH VALLEY BEAM
rafters omitted for clarity



SECTION 04-04 AT CEILING JOIST LEVEL
Details applies to both party walls



PART PLAN AT CEILING LEVEL

RAFTERS EITHER SIDE OF ROOF
 LIGHT TO BE DOUBLED UP & BOLTED
 TOGETHER WITH M12, gr8.8, AT 600
 C/S.
 ALL TIMBER TO TIMBER CONNECTIONS
 TO BE WITH 2NO EXPAMET ref AB604060
 FULLY NAILED, UNLESS NOTED
 OTHERWISE

ellis+moore

CONSULTING ENGINEERS LTD
 Sovereign House | 1 Albert Place | London | N3 1QB
 Tel: 020 7281 4821 Fax: 020 7263 6613

Project

5 PENRYN STREET LONDON NW1

Title

REMEDIAL DETAILS TO RENEWED ROOF

Scale

1:10 & 1:50

Date

Sept 2015

Drawing No.

15639 / 03