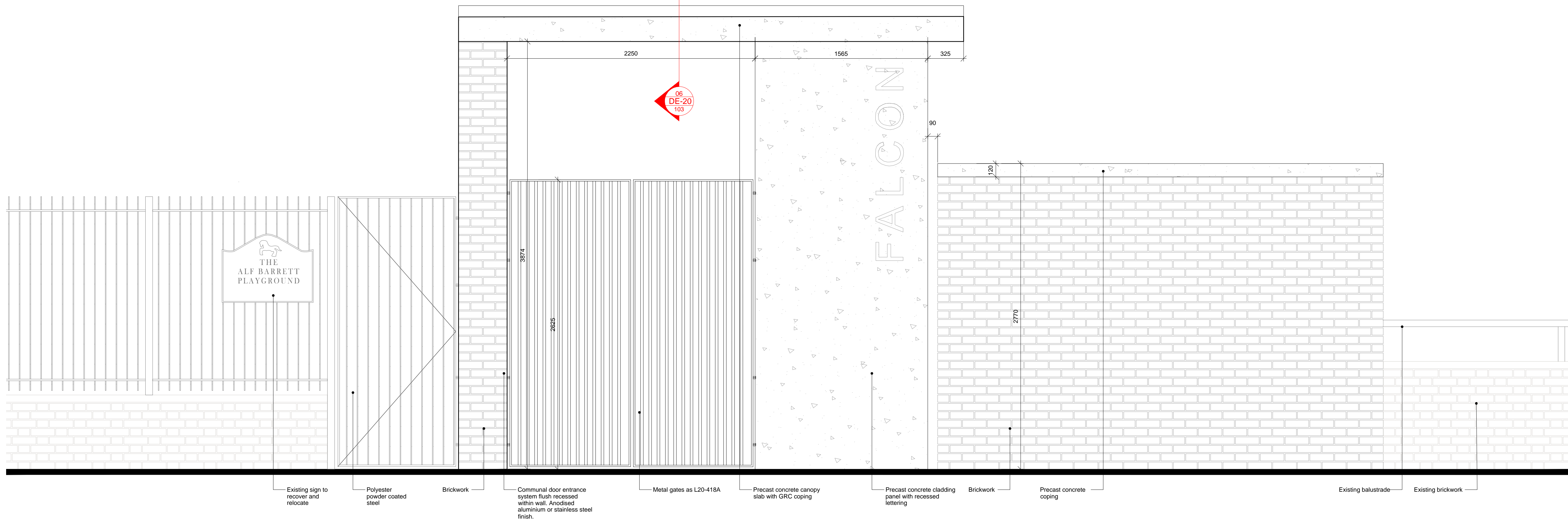
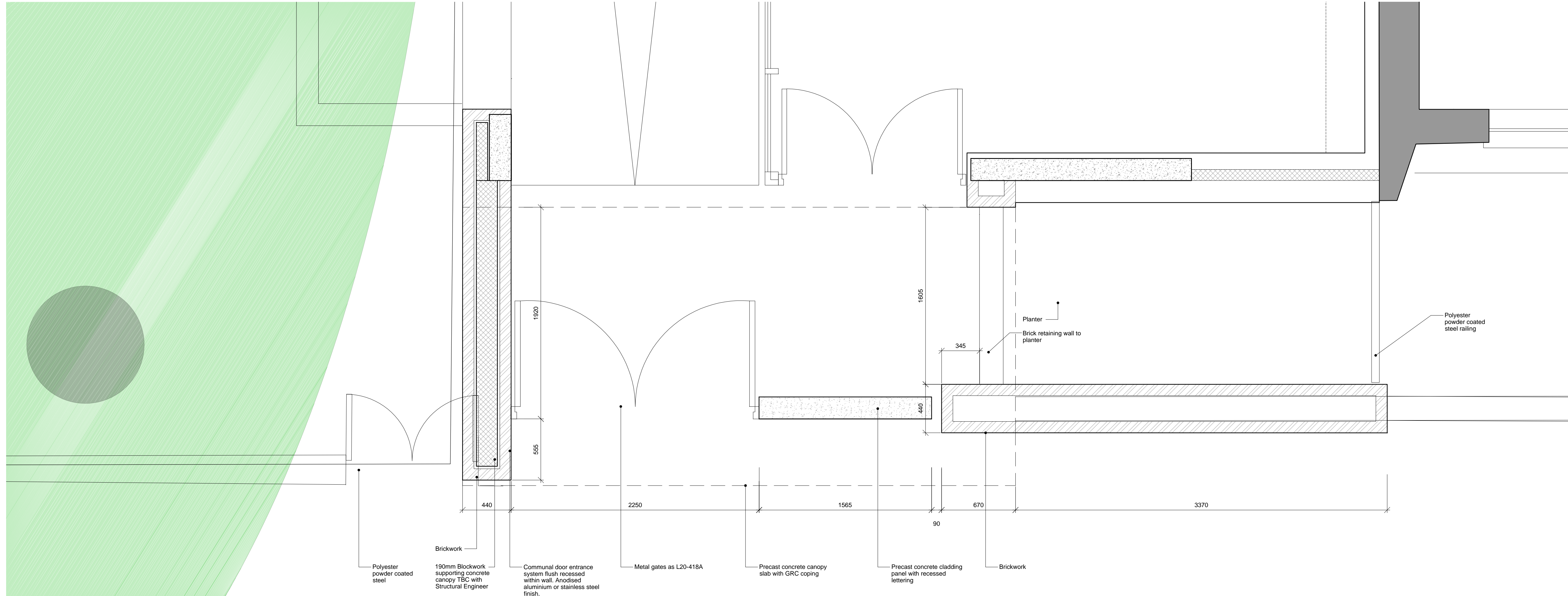


Partial SW Elevation

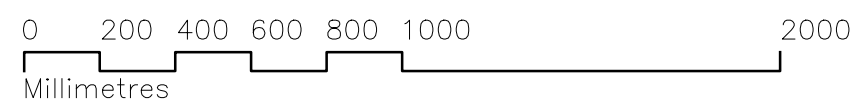


- Existing sign to recover and relocate
- Polyester powder coated steel
- Brickwork
- Communal door entrance system flush recessed within wall. Anodised aluminium or stainless steel finish.
- Metal gates as L20-418A
- Precast concrete canopy slab with GRC coping
- Precast concrete cladding panel with recessed lettering
- Brickwork
- Precast concrete coping
- Existing balustrade
- Existing brickwork

Partial Ground Floor Plan

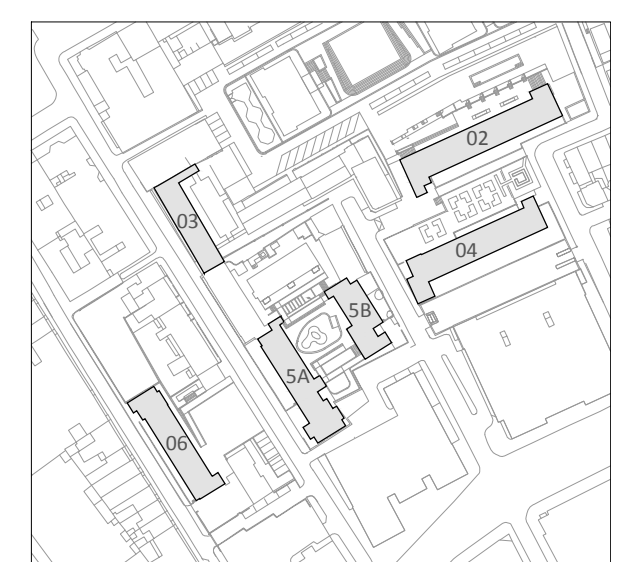


- Polyester powder coated steel
- Brickwork
- 190mm Blockwork supporting concrete canopy FSC with Structural Engineer
- Communal door entrance system flush recessed within wall. Anodised aluminium or stainless steel finish.
- Metal gates as L20-418A
- Precast concrete canopy slab with GRC coping
- Precast concrete cladding panel with recessed lettering
- Brickwork
- Planter
- Brick retaining wall to planter
- Polyester powder coated steel railing



This drawing and design is for use solely in connection with the project described below. The drawing and design is the copyright of Avanti Architects Ltd, and must not be re-issued, loaned or copied without written consent. All dimensions and setting out to be checked on site before construction. This drawing is to be read in conjunction with all other information relevant to the project. Any apparent discrepancy is to be brought to the attention of Avanti Architects Ltd. Do not scale from this drawing.

Notes



- BUILDING KEY**
- 02-Blemundsburry
 - 03-Devonshire
 - 04-Windmill
 - 05-Richbell
 - 08-Springwater
 - 06-Falcon

Revision	Date	Description

Scale	Size	Date First Issue
1:20	A1	14/01/16
Drawn by	Checked by	
IMA	AM	

Project
Tybald's Estate
FALCON

Drawing
ENTRANCE PORTICO

Drawing number 12026-T-06-DE-20-206 **Revision** -

Status
CONSTRUCTION

