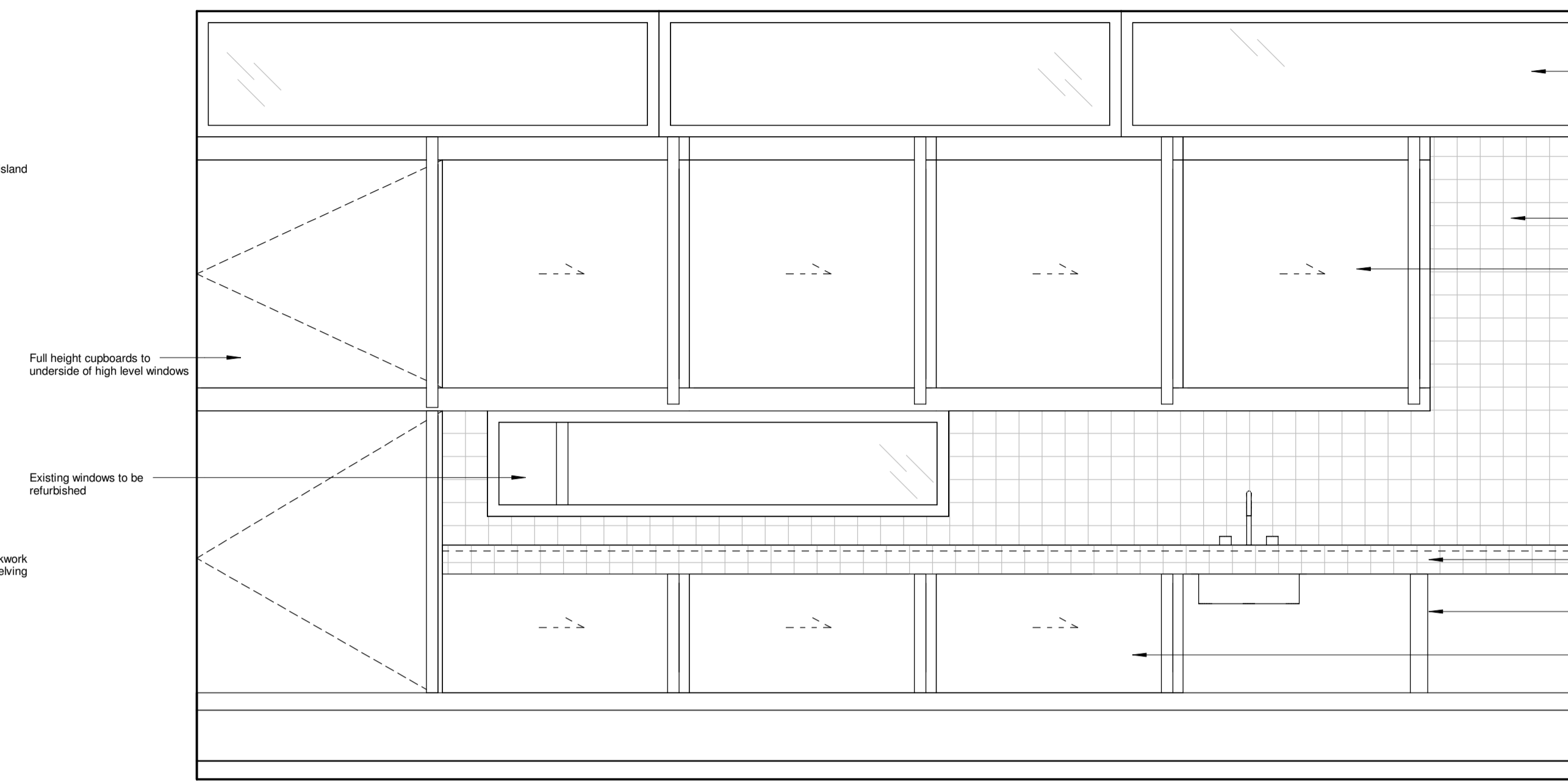
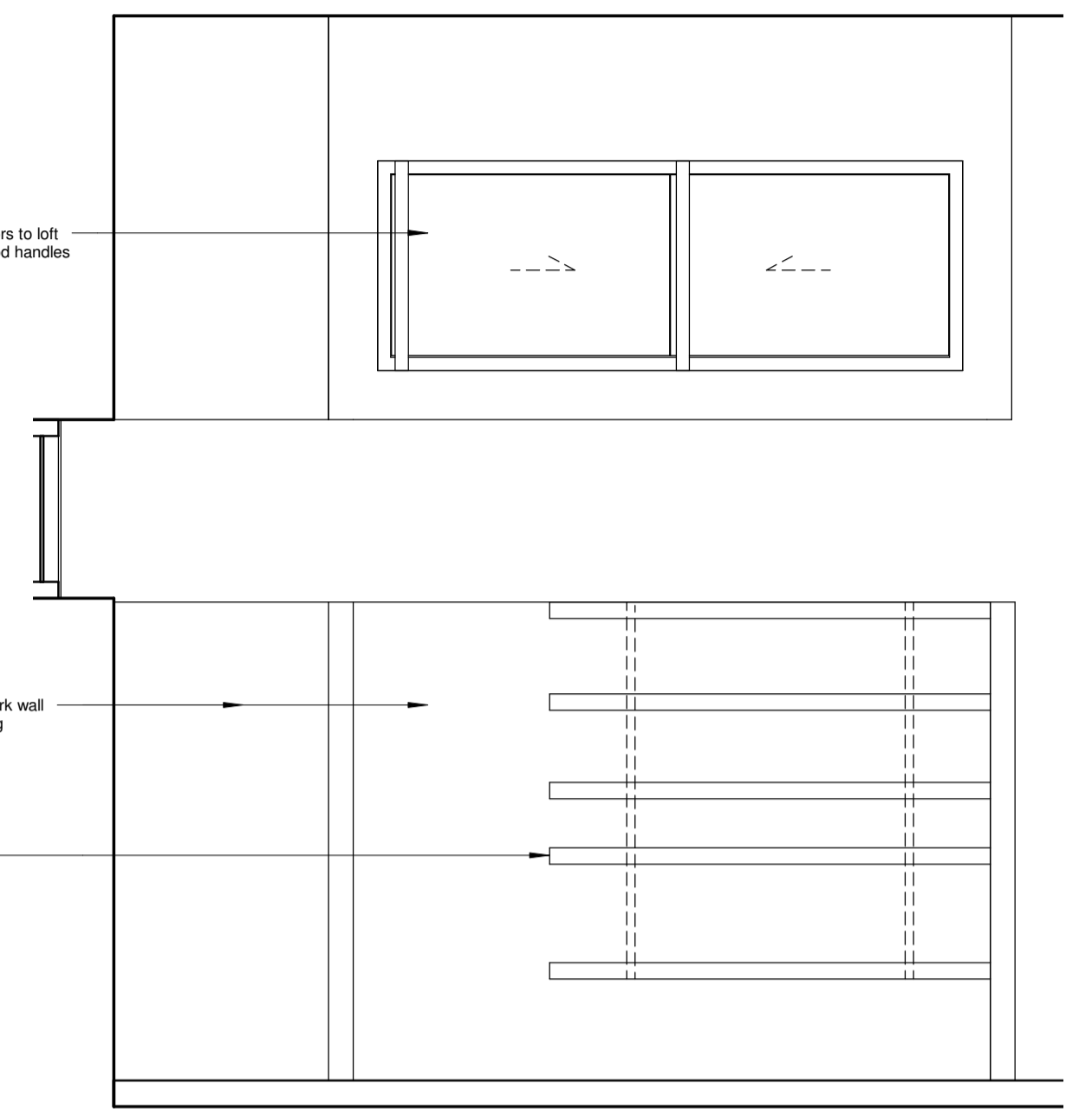


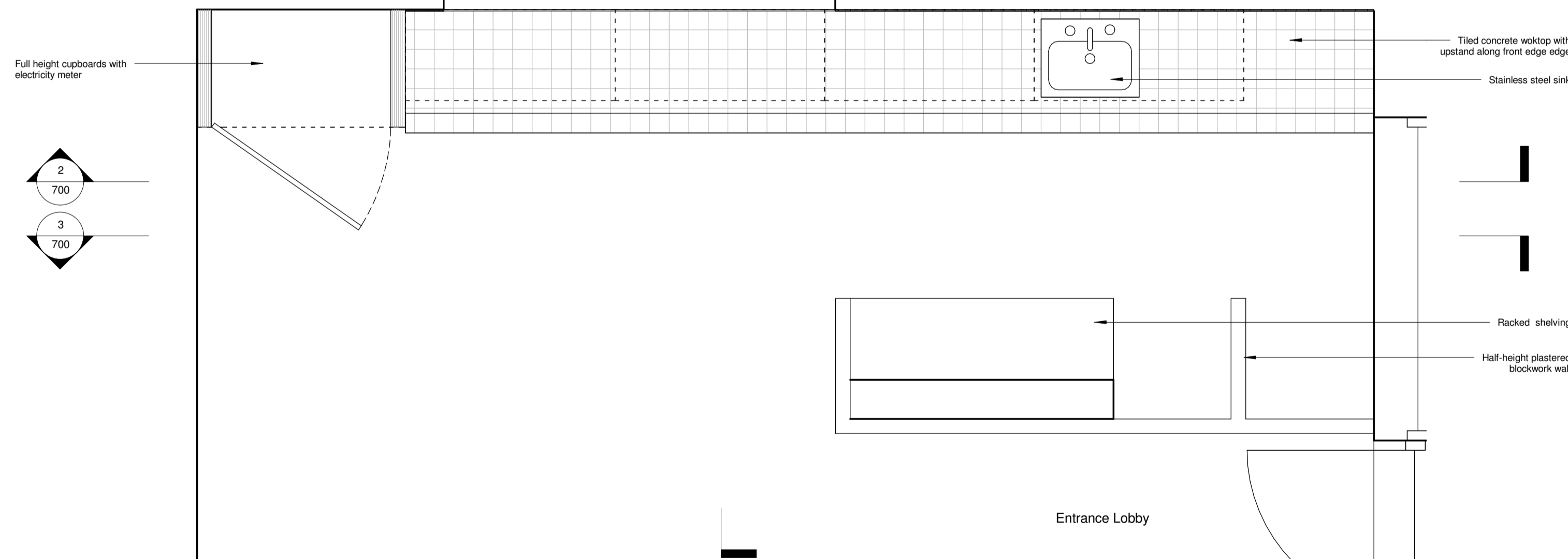
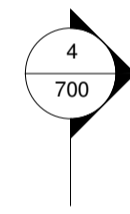
4 / 700 Type 4 + 5 - Original - Cross Section
1 : 20



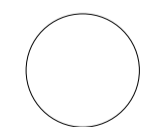
2 / 700 Type 4 + 5 - Original - Long Section
1 : 20



3 / 700 Type 4 + 5 - Original - Island Elevation
1 : 20



1 / 700 Type 4P + 5P - Original - Plan
1 : 20



standard notes

1. Do not scale this drawing.
2. All dimensions must be checked on site and any discrepancies verified with the architect.
3. Unless shown otherwise, all dimensions are to structural surfaces.

THIS IS NOT A CONSTRUCTION DRAWING. IT IS UNSUITABLE FOR THE PURPOSE OF CONSTRUCTION AND MUST ON NO ACCOUNT BE USED AS SUCH.

drawing notes

- This drawing does not represent the existing condition of the interior condition of the dwelling but the original condition 'as-built'

revisions

rev	date	by	amendment
P1	13.01.16	FH	Draft issue for comment
P2	15.01.16	FH	Issue for Planning Approval

Spedan Close Better Homes

date
11/12/15

client
Camden Council

scale
1 : 20 @A1

drawing
Type Four and Five - Original
Kitchen Layout

drawn checked
FH JM

drawing number
3325-RL-700

rev
P2

C:\Revit Local\3325_Branch Hill_CENTRAL_freya.heath.rvt

Levitt Bernstein
1 Kingsland Passage
London
E8 2BB

t: 020 7275 7676
f: 020 7275 9348
w: levittbernstein.co.uk
e: post@levittbernstein.co.uk

Levitt Bernstein