DISPROPORTIONATE COLLAPSE -BUILDING REGS.

PROVISION OF BASEMENT CHANGES CLASS OF BUILDING TO 2B. THEREFORE PROVIDE RC BASEMENT 'BOX' WITH RC WALLS AND GROUND FLOOR SLAB SO GROUND FLOOR TO ROOF REMAINS CLASS 2A.

APPROVALS

BASEMENT RETAINING WALLS WILL REQUIRE APPROVAL FROM LOCAL COUNCIL HIGHWAYS DEPARTMENT & STATUTORY AUTHORITIES. PARTY WALL NOTICES WILL BE REQUIRED.

LEGEND

LBW. DENOTES NEW 215thk LOADBEARING MEDIUM DENSE 7.0N/mm2 BLOCKWORK IN 1:1:6 MORTAR.

20wd ISOLATION JOINT TO BE PROVIDED BETWEEN NEW AND EXISTING SLAB STRUCTURE WITH 20mm COMPRESSIBLE FILLER AND TOP 20mm OF JOINT CLOSED WITH MASTIC SEALANT TO ARCHITECTS SPECIFICATION.

PARTY WALL DISPLACEMENT MONITORING

M1 DENOTES DISPLACEMENT MONITORING POINT.

TWO ROWS OF MONITORING POINTS FIXED TO WALL IN LOCATIONS AS SHOWN ON PLAN. TOP ROW 300mm BELOW FIRST FLOOR, BOTTOM ROW 300mm ABOVE GROUND FLOOR.

FREQUENCY OF MONITORING: 3 TIMES PER WEEK (MON, WED, FRI) DURING CONSTRUCTION OF UNDERPINS, BASEMENT FOUNDATIONS, RETAINING WALLS AND NEW GROUND FLOOR SLAB.

HORIZONTAL & VERTICAL MOVEMENT THRESHOLDS:

- GREEN: LESS THAN 1.0mm
- AMBER: GREATER THAN 1.0mm, LESS THAN 2.5mm
- RED : GREATER THAN 2.5mm

CONTRACTOR TO NOTIFY ABSTRUCT IMMEDIATELY IF MOVEMENT RECORDED IN AMBER OR RED ZONES.

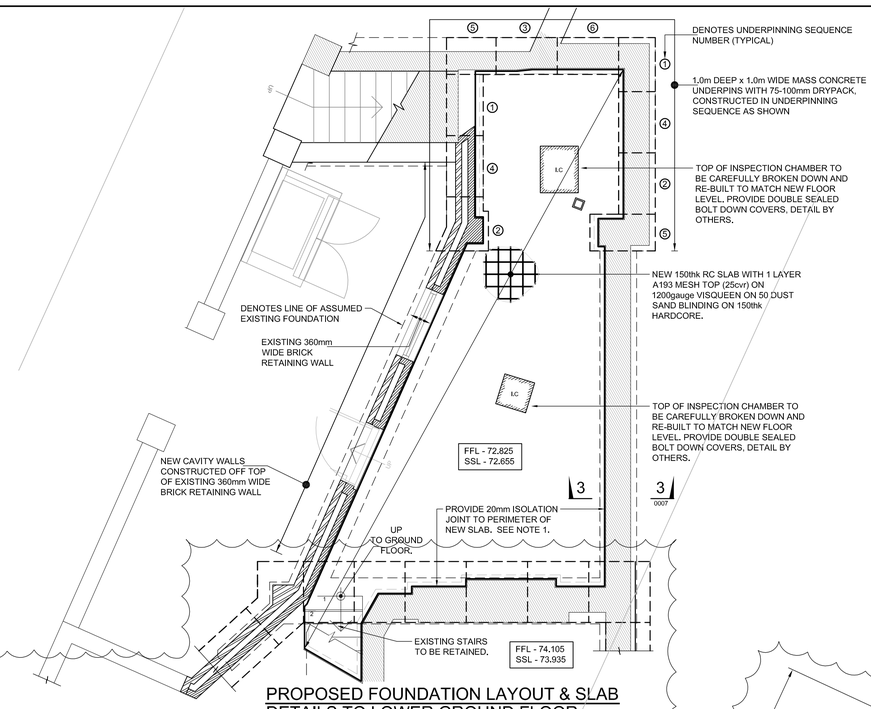

PROPOSED FOUNDATION LAYOUT & SLAB DETAILS TO LOWER GROUND FLOOR

NEW BASEMENT DETAILS IN ABEYANCE - NOT FOR CONSTRUCTION

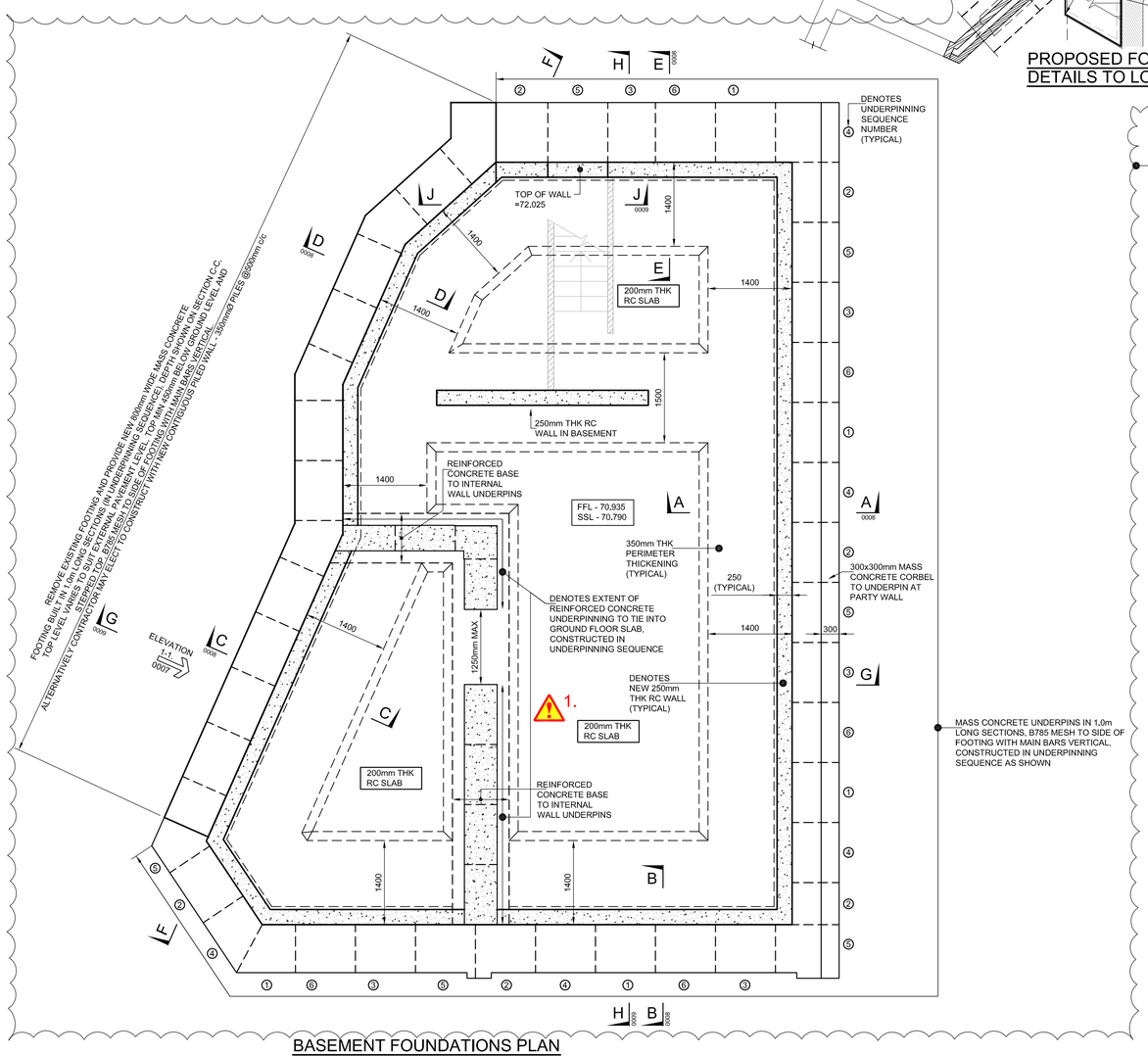

BASEMENT FOUNDATIONS PLAN

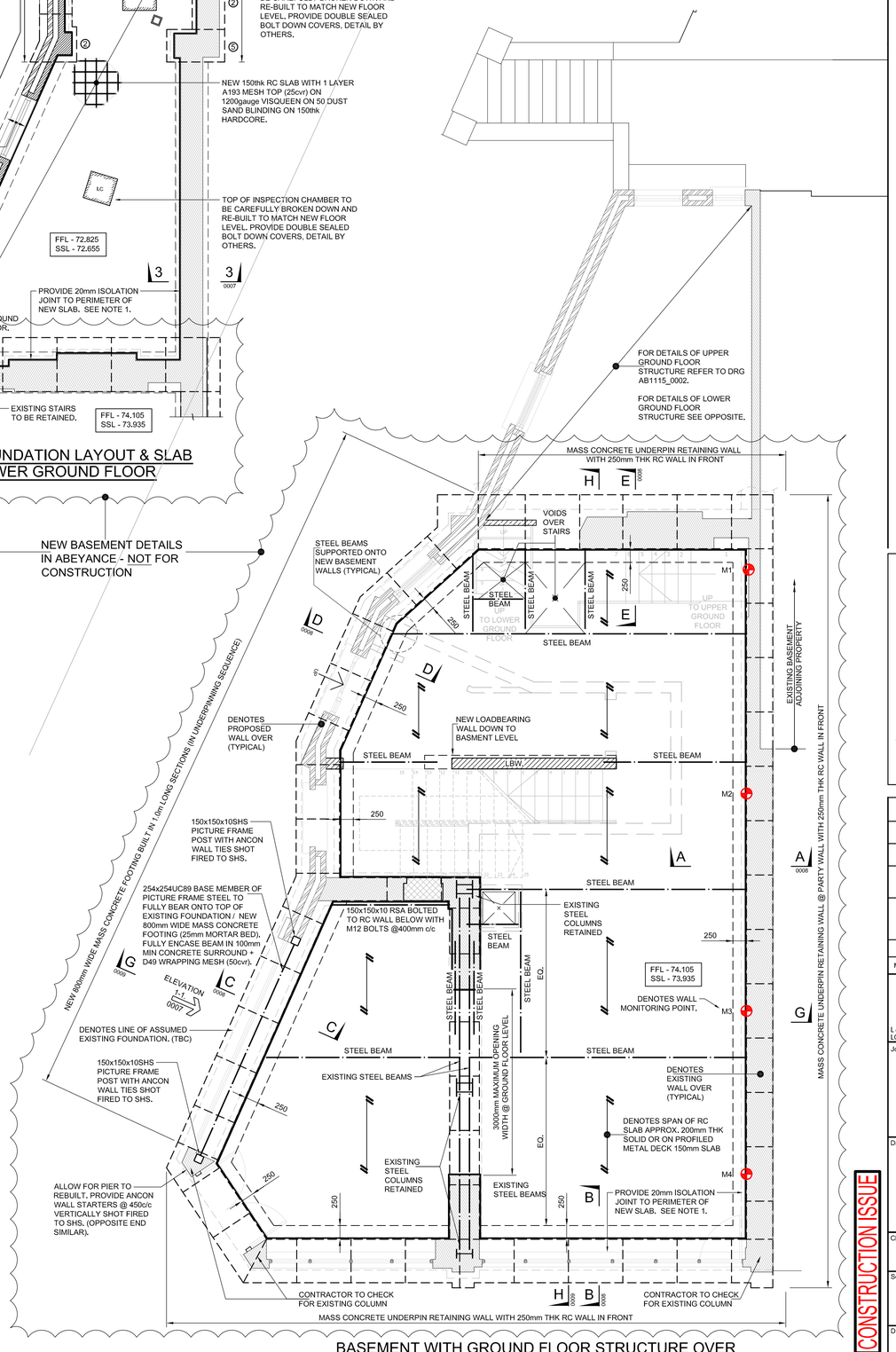

BASEMENT WITH GROUND FLOOR STRUCTURE OVER

NOTES

1. DO NOT SCALE THIS DRAWING.
2. THIS DRAWING IS TO BE READ IN CONJUNCTION WITH ALL OTHER RELEVANT ENGINEER'S AND ARCHITECT'S DRAWINGS AND SPECIFICATIONS.
3. DO NOT SCALE FROM THIS DRAWING. USE FIGURED DIMENSIONS ONLY.
4. ALL DIMENSIONS TO BE CONFIRMED BY THE ARCHITECT PRIOR TO CONSTRUCTION.
5. FOR SITE SETTING OUT REFER TO THE ARCHITECTS DRAWINGS.
6. FOR MATERIAL NOTES REFER TO DRAWING GEN.01

UNDERPINNING:

1. UNDERPINNING IS TO BE CARRIED OUT IN THE SEQUENCE SHOWN. ANY CHANGES IN THE SEQUENCE IS TO BE AGREED WITH THE ENGINEER PRIOR TO COMMENCEMENT OF THE WORKS.
2. NO SECTION SHALL BE COMMENCED UNTIL THE PREVIOUSLY NUMBERED SECTION HAS BEEN TOTALLY COMPLETED.
3. 24 HOURS MUST ELAPSE BETWEEN CONCRETING OF UNDERPINNED WALL SECTION & DRY PACKING BETWEEN UNDERPINNING AND EXISTING FOUNDATIONS.
4. A PERIOD OF 12 HOURS MUST ELAPSE FROM COMPLETION OF DRY PACKING ONE SECTION TO COMMENCEMENT OF EXCAVATION OF NEXT NUMBERED SECTION.
5. THE UNDERSIDE OF THE EXISTING FOUNDATIONS ARE TO BE THOROUGHLY CLEANED BEFORE CONCRETING OR DRY PACKING.
6. EACH SECTION OF UNDERPINNING IS TO BE LINKED WITH H20 DOWEL BARS 600mm LONG @350CRS TOP & BOTTOM & EACH FACE (MIN 60mm COVER ALL FACES).
7. THE CONTRACTOR MUST PROTECT ALL DRAINAGE/ GAS/ WATER/ ELECTRICAL SERVICES WITHIN THE AREAS OF WORKING. THE CONTRACTOR WILL BE FULLY RESPONSIBLE FOR THE REPAIR OF ANY DAMAGED SERVICES & FOR MAKING GOOD ANY AFFECTED AREAS AS A RESULT OF DAMAGED SERVICES.
8. ALL WORK TO BE CARRIED OUT TO THE SATISFACTION OF THE LOCAL AUTHORITY & THE STRUCTURAL ENGINEER.
9. CONCRETE FOR UNDERPINNING SECTIONS TO HAVE A 28 DAY CUBE STRENGTH OF 35N/MM2.
10. DRY PACK TO BE 1:3 CEMENT:SHARP SAND WITH A MOISTURE CONTENT SUFFICIENT ONLY TO BIND THE MATERIAL ONLY UNDER HAND PRESSURE. THE DRY PACK SHOULD BE WELL RAMMED INTO PLACE & SHOULD FULLY FILL THE GAP BETWEEN THE EXISTING FOUNDATIONS & THE NEW UNDERPINNING SECTIONS.
11. FORMATION LEVEL OF THE UNDERPINNING TO BE TAKEN 300mm BELOW THE LAST LINE OF ACTIVE ROOTS ENCOUNTERED OR MIN 150mm INTO APPROVED BEARING STRATA TO THE SATISFACTION OF THE LOCAL AUTHORITY & THE ENGINEER.

CDM REGULATIONS 2015 RESIDUAL HAZARDS

RESIDUAL HAZARDS IDENTIFIED

1. COLLAPSE OF SPINE WALL - CONTRACTOR TO FULLY SUPPORT SUPERSTRUCTURE PRIOR TO CENTRAL WALL UNDERPINNING.
2. TEMPORARY WORKS REQUIRED - BY MAIN CONTRACTOR.

THIS REGISTER IS A NON-EXHAUSTIVE LIST OF RESIDUAL HAZARDS RELATING TO THE WORKS SHOWN ON THIS DRAWING THAT HAVE BEEN IDENTIFIED DURING THE DESIGN STAGE.

Mark	Date	By	Chkd.	Revision notes
E	16/11/15	PO	HJ	STAIRS AND BASEMENT OPENING REPOSITIONED
D	15/06/15	PO	APB	UNDERPINNING OF PARTY WALL REVISED, MONITORING ADDED.
C	17/03/15	PO	APB	REVISED TO NEW BASEMENT SCHEME
B	10/07/14	DJE	MW	AMENDMENTS TO EXTERNAL WALL AS CLOUDED. ISSUED FOR CONSTRUCTION.
A	12/05/14	DJE	MW	MINOR REVISIONS TO PICTURE FRAME. SECTION MARKS ADDED. CENTRAL FOUNDATION INCREASED TO 1200wd. WALL REV'D.
-	15/05/14	DJE	MW	PRELIMINARY ISSUE

abstruct
consulting engineers
London House, 77 High Street, Sevenoaks TN13 1LD
LONDON + SEVENOAKS Tel: 03330 113 401 info@abstruct-llp.com

Job Title

4No NEW RESIDENTIAL UNITS
465-467 FINCHLEY ROAD
NW3 6HS

Drawing Title

PROPOSED BASEMENT, BASEMENT WITH GROUND FLOOR STRUCTURE OVER AND LOWER GROUND FLOOR LAYOUT SHOWING FOUNDATIONS UNDER

Client

A.GOVANI

Scale at A1:	Drawn:	Checked:
1:50	DJE	APB
	Date: May 2014	Date: 14/05/2014

Drawing No.: AB1115_0001

Revision: E

CONSTRUCTION ISSUE

© Copyright abstruct llp