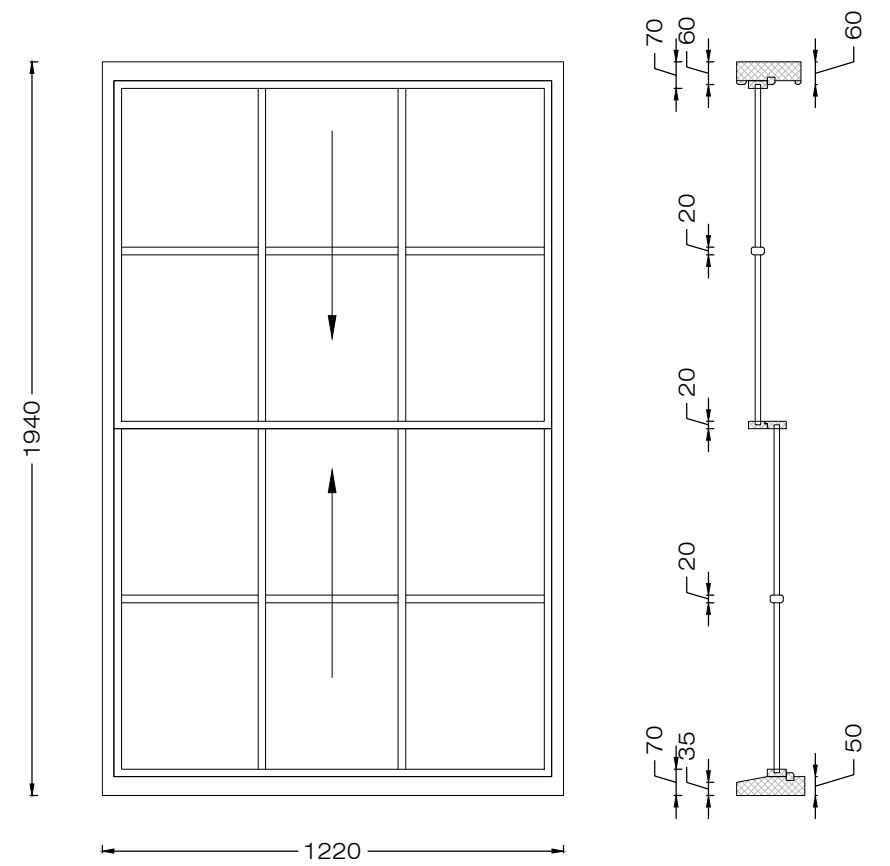
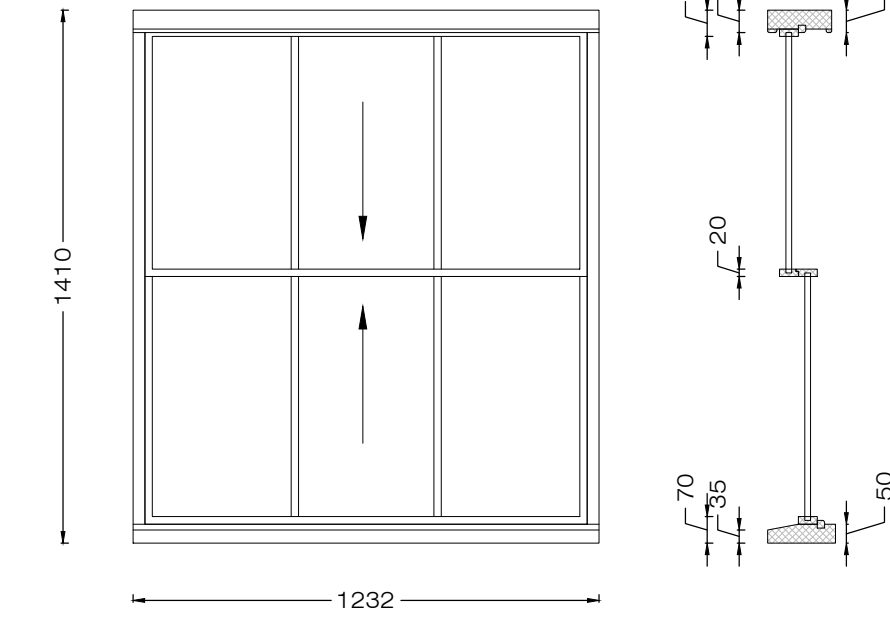
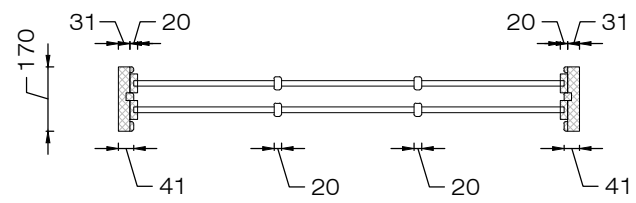




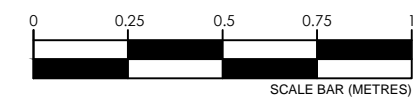
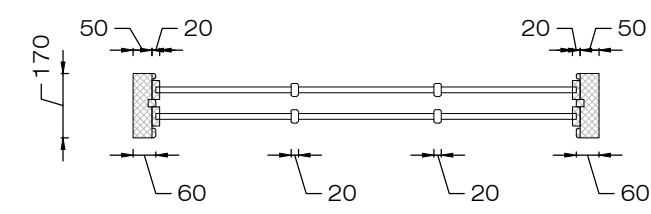
**01** FRONT ELEVATION - EXISTING WINDOWS  
A-(12)-010 1:50 @ A1, 1:100 @ A3



**02** WINDOW A - X 4  
A-(12)-010 1:10 @ A1, 1:20 @ A3



**03** WINDOW B - X 4  
A-(12)-010 1:10 @ A1, 1:20 @ A3



NOTES:  
All dimensions in millimetres.  
All dimensions and levels are to be checked on site by the main contractor prior to commencing excavation works. Any discrepancy is to be reported back to the designer for instruction.  
This drawing is the property of VORBILD ARCHITECTURE LIMITED and may not be reproduced or disclosed to a third party in any form without written permission.

CLIENT/PROJECT:		91 FROGNAL	
DRAWING STATUS:		FOR PLANNING	
SHEET TITLE:		EXISTING WINDOWS FRONT ELEVATION	
SCALE:	1:10(A1) 1:20 (A3)	DRAWN BY:	LC/MS
DATE:	07.01.2016	APPROVED:	MS
JOB NUMBER:	0528	DRAWING No:	A-(12)-010
		Rev. No.:	*

**VORBILD**  
ARCHITECTURE INTERIORS PROPERTY  
TEL: 020 71939379 info@vorbild.co.uk