

03  
15.12.05

04  
15.12.06

05  
15.12.06

07  
15.12.07

08  
15.12.08

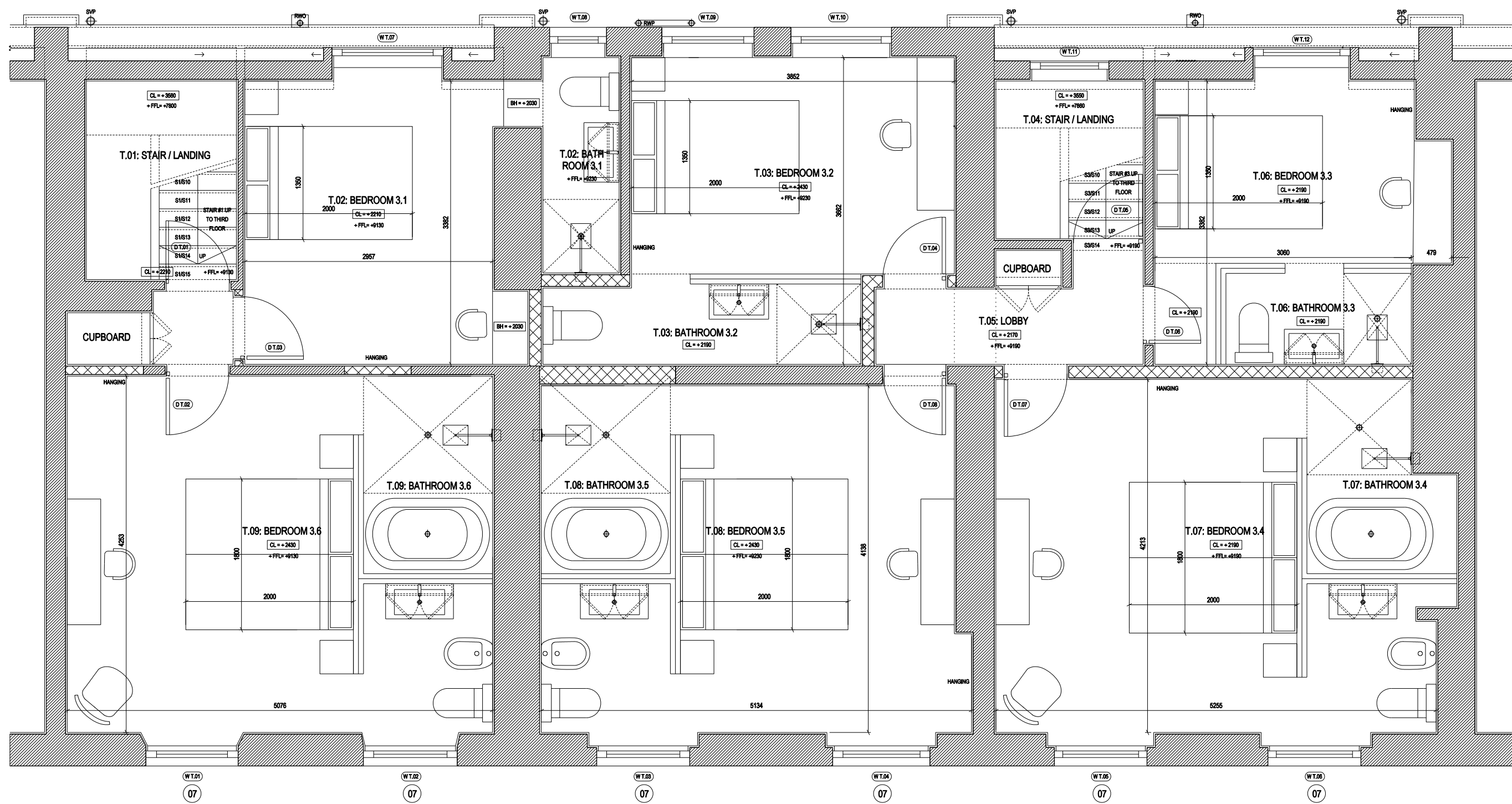
09  
15.12.08

10  
15.12.10

04  
15.12.04

02  
15.12.05

01  
15.12.05

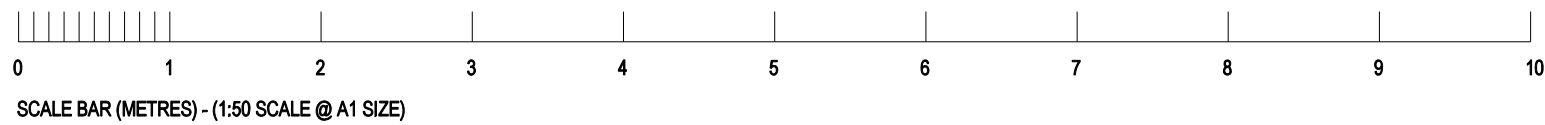
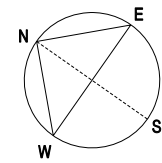


06 PROPOSED THIRD FLOOR: GENERAL ARRANGEMENT PLAN 06  
Scale 1:50 (@A1 SIZE)

KEY / DESCRIPTION OF FIT-OUT WORKS:

FRONT WORKS:

- 01 PORTLAND STONE TREADS AND RISERS FORMING ENTRANCE STEPS
- 02 MOSAIC FLOOR TILING
- 03 EXISTING METAL RAILINGS AND GATES TO BE PAINTED BLACK
- 04 NEW BLACK PAINTED MILD STEEL ARCH WITH ILLUMINATED LANTERN CENTRED TO TOP OF ARCH TO DENOTE ENTRANCE STEPS FROM STREET
- 05 BLACK PAINTED HARDWOOD 6-PANEL MOULDED SOLID TRADITIONALLY DETAILED DOOR WITH BRONZE IRONMONGERY AND CLEAR SINGLE GLAZED ARCHED PANLIGHT ABOVE
- 06 BLACK PAINTED HARDWOOD 6-PANEL MOULDED SOLID TRADITIONALLY DETAILED DOUBLE DOORS WITH BRONZE IRONMONGERY AND CLEAR SINGLE GLAZED ARCHED PANLIGHT ABOVE (WITH 17 FILM LETTERING)
- 07 WHITE PAINTED HARDWOOD 3-OVER-3 TRADITIONALLY DETAILED CLEAR SINGLE GLAZED SLIDING SASH WINDOW (BOTTOM PANE FIXED / TOP PANE OPENABLE), WITH EXTERNAL WINDOW REVEAL TO BE WHITE PAINTED RENDERED
- 08 WHITE PAINTED HARDWOOD 6-OVER-6 TRADITIONALLY DETAILED CLEAR SINGLE GLAZED SLIDING SASH WINDOW (BOTTOM PANE FIXED / TOP PANE OPENABLE), WITH EXTERNAL WINDOW REVEAL TO BE WHITE PAINTED RENDERED
- 09 WHITE PAINTED HARDWOOD 9-OVER-9 TRADITIONALLY DETAILED CLEAR SINGLE GLAZED SLIDING SASH WINDOW (BOTTOM PANE FIXED / TOP PANE OPENABLE)
- 10 DECORATIVE EXTERNAL WINDOW ARCHITRAVE / MOULDING TO BE REINSTATED TO MATCH THE EXISTING ADJACENT
- 11 REINSTATE WHITE PAINTED RENDERED CONCRETE BALCONY AND BLACK PAINTED DECORATIVE MILD STEEL RAILINGS TO MATCH THE EXISTING ADJACENT (NON-ACCESSIBLE)
- 12 WHITE PAINTED HARDWOOD 15-OVER-10 ARCHED TRADITIONALLY DETAILED CLEAR SINGLE GLAZED SLIDING SASH WINDOW (BOTTOM PANE FIXED / TOP PANE OPENABLE)
- 13 DECORATIVE EXTERNAL ARCHED WINDOW ARCHITRAVE / MOULDING TO BE REINSTATED TO MATCH THE EXISTING ADJACENT
- 14 REINSTATE CONCRETE STAIRCASE FROM STREET DOWN TO FRONT LIGHTWELL, WITH PORTLAND STONE TREADS AND RISERS AND WHITE PAINTED RENDERED WAIST AND SOFFIT, WITH BLACK PAINTED MILD STEEL HANDRAIL AND BALUSTRAING
- 15 PORTLAND STONE TO FRONT LIGHTWELL FLOOR EXTERNALLY
- 16 WHITE PAINTED HARDWOOD FIXED / OPENABLE CLEAR SINGLE GLAZED CASEMENT WINDOWS TO FRONT LIGHTWELL (LOWER GROUND FLOOR LEVEL)
- 17 PAINT WHITE EXISTING WHITE PAINTED RENDERED WALLS TO FRONT LIGHTWELL



Unit 6: Masons Yard  
177 Westbourne Street  
Hove  
East Sussex BN3 5FB

t: +44 (0) 1273 201 830  
e: [steve@searyarchitects.co.uk](mailto:steve@searyarchitects.co.uk)  
w: [www.searyarchitects.co.uk](http://www.searyarchitects.co.uk)

project:	Montana Hotel: 16-18 Argyle Square, Kings Cross, London, WC1H 8AS		
client:	The St. Pancras Hotel Group		
dwg title:	Proposed Third Floor: GA Plan 06		
dwg no:	15-11-06	rev:	
scale:	1:50 (@A1 SIZE)	date:	31.10.15
project no:	1814	status:	PLANNING & LBC

all dimensions must be checked on site and not scaled from this drawing  
© copyright seary architects