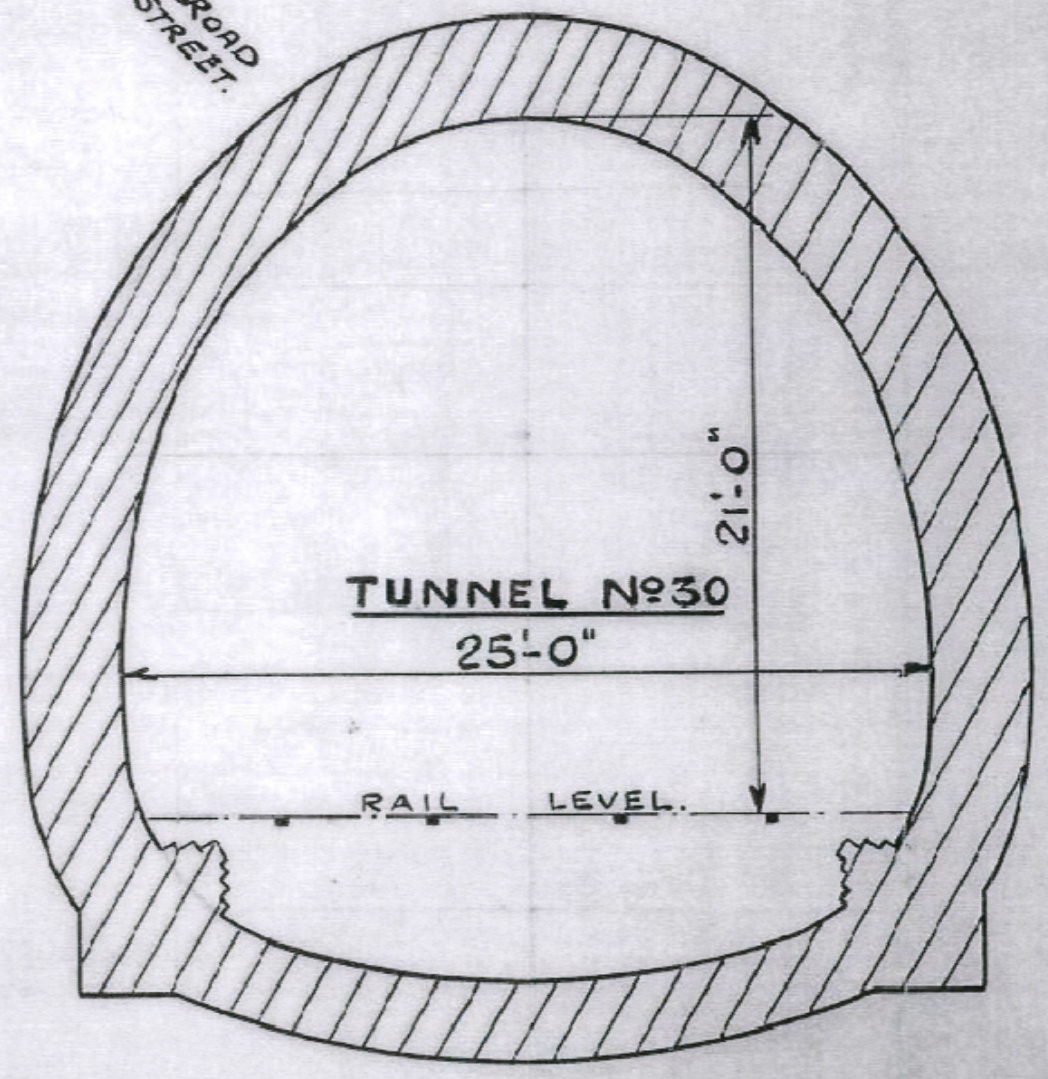
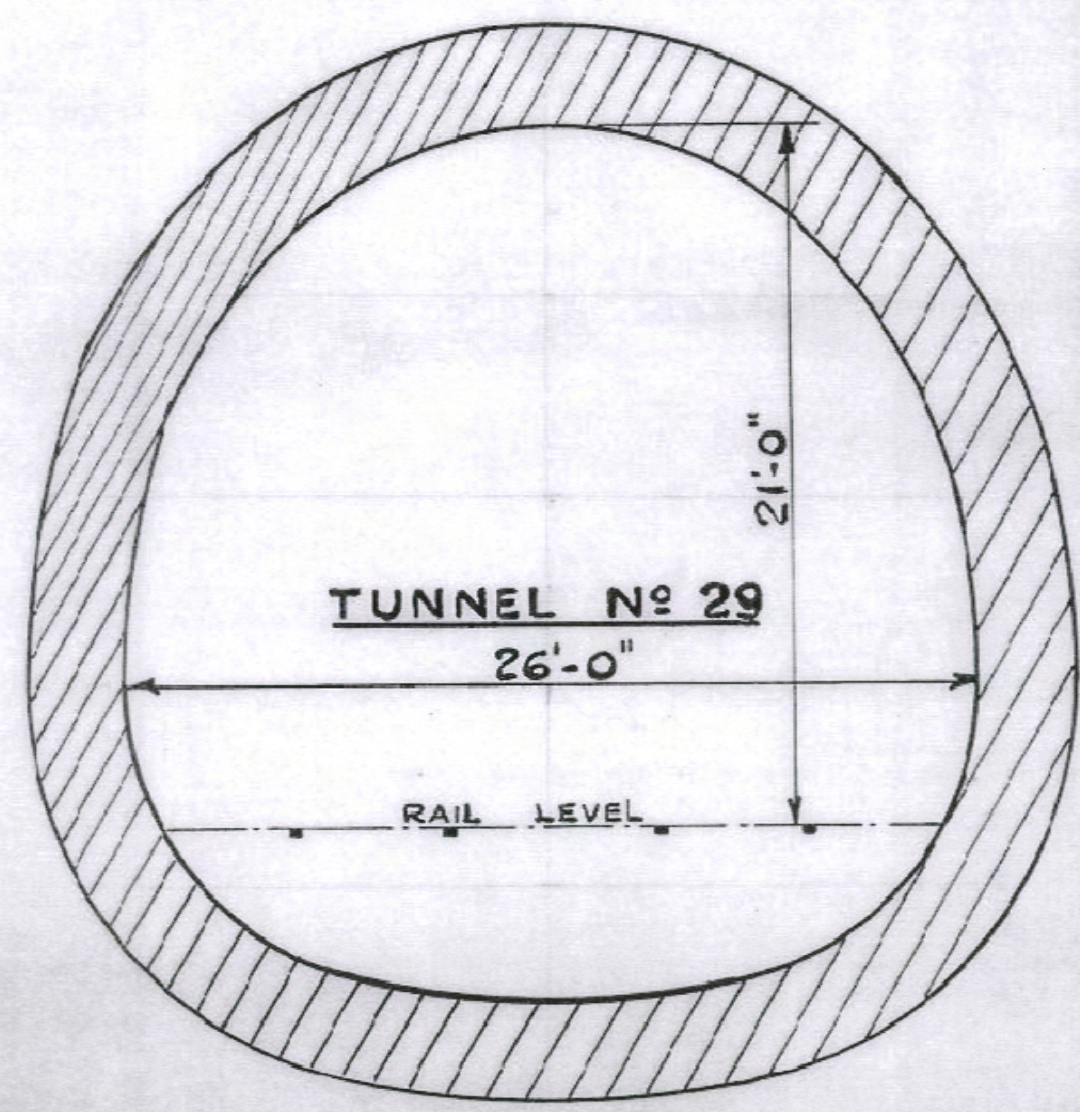
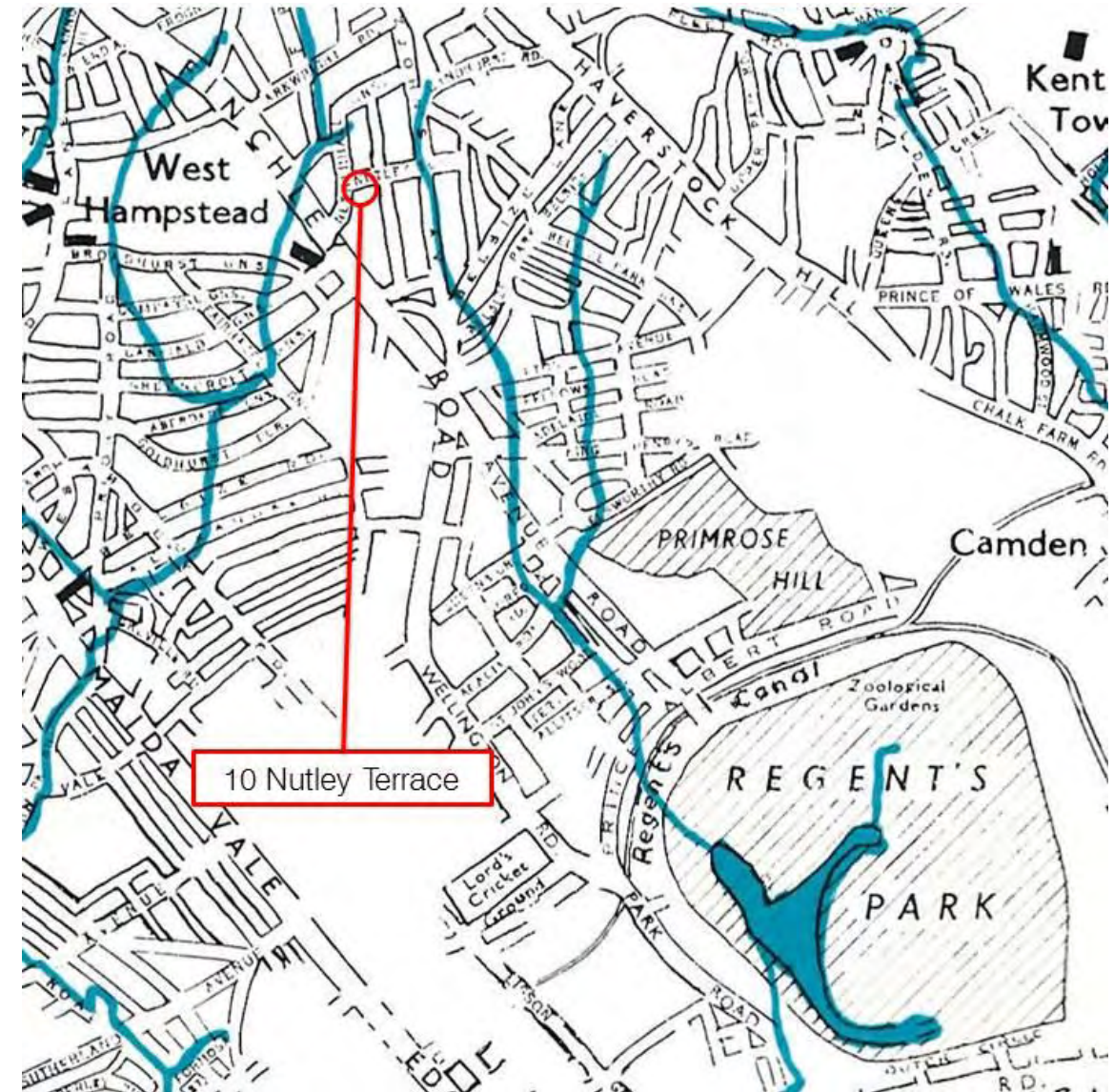


POSITIONAL DIAGRAM.
SCALE 2" = 1 MILE.



CROSS SECTION
LOOKING TOWARDS LONDON.
SCALE: 1" = 8 FEET.

C Lost Rivers of London



10 Nutley Terrace located near to the historic Tyburn and Westbourne rivers.

Ref: A portion of the map showing the course of the Lost Rivers Tyburn and Westbourne taken from Lost Rivers of London

© 1962 and 1992 by Nicholas Barton, used by kind permission of Historical Publications Ltd

D Thames Asset Search

Asset Location Search



Elliott Wood Partnership LLP
241

LONDON
SW19 1SD

Search address supplied 10
Nutley Terrace
London
NW3 5SB

Your reference 2150320

Our reference ALS/ALS Standard/2015_3197451

Search date 18 November 2015

You are now able to order your Asset Location Search requests online by visiting
www.thameswater-propertysearches.co.uk



Asset Location Search



Search address supplied: 10, Nutley Terrace, London, NW3 5SB

Dear Sir / Madam

An Asset Location Search is recommended when undertaking a site development. It is essential to obtain information on the size and location of clean water and sewerage assets to safeguard against expensive damage and allow cost-effective service design.

The following records were searched in compiling this report: - the map of public sewers & the map of waterworks. Thames Water Utilities Ltd (TWUL) holds all of these.

This search provides maps showing the position, size of Thames Water assets close to the proposed development and also manhole cover and invert levels, where available.

Please note that none of the charges made for this report relate to the provision of Ordnance Survey mapping information. The replies contained in this letter are given following inspection of the public service records available to this company. No responsibility can be accepted for any error or omission in the replies.

You should be aware that the information contained on these plans is current only on the day that the plans are issued. The plans should only be used for the duration of the work that is being carried out at the present time. Under no circumstances should this data be copied or transmitted to parties other than those for whom the current work is being carried out.

Thames Water do update these service plans on a regular basis and failure to observe the above conditions could lead to damage arising to new or diverted services at a later date.

Contact Us

If you have any further queries regarding this enquiry please feel free to contact a member of the team on 0845 070 9148, or use the address below:

Thames Water Utilities Ltd
Property Searches
PO Box 3189
Slough
SL1 4WW

Email: searches@thameswater.co.uk

Web: www.thameswater-propertysearches.co.uk