PROPOSED FRONT ELEVATION
scale 1:50

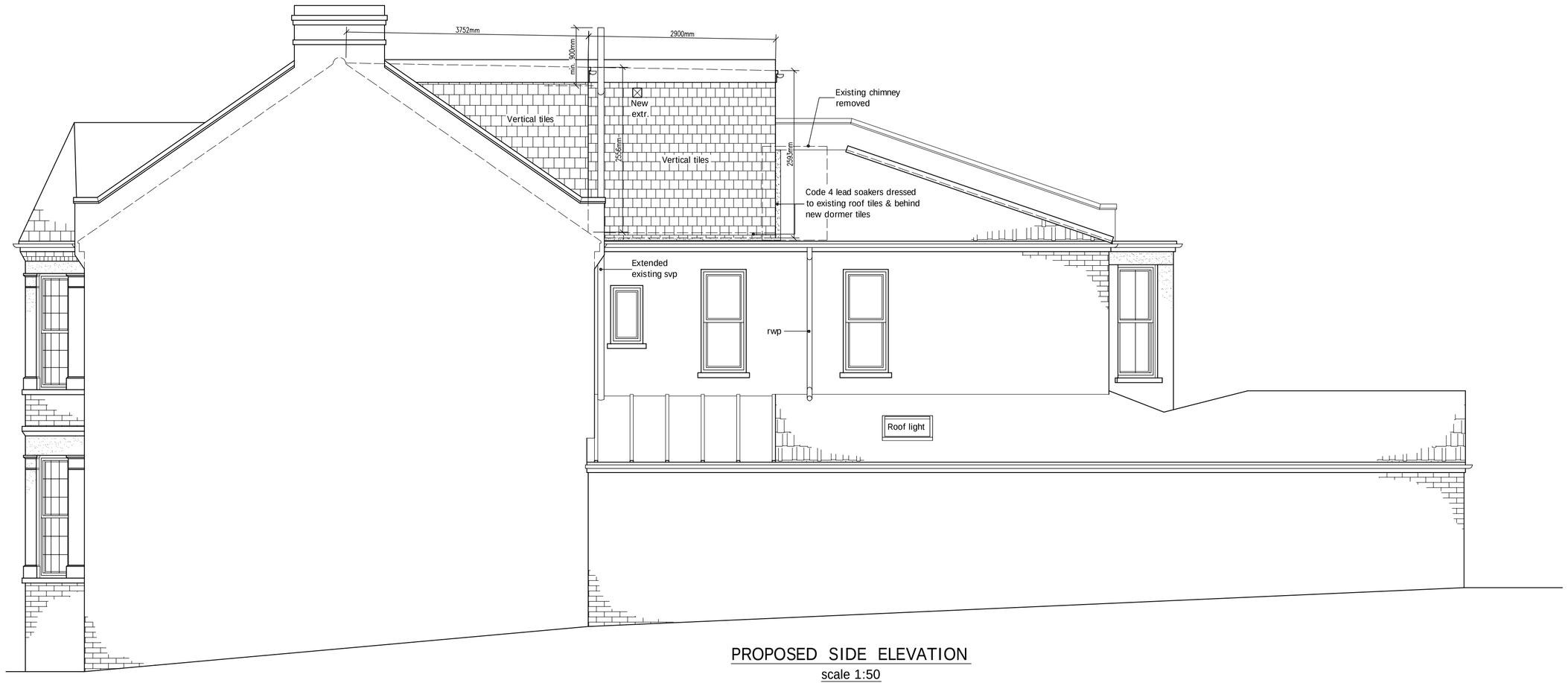

PROPOSED SIDE ELEVATION
scale 1:50

$V_{Main\ roof\ Dormer}$ = [(3.752m * 2.556m / 2) * 5.73m] ≈ 24.55m³
$V_{Rear\ roof\ Dormer}$ = [(1.227m + 2.593m / 2) * 3.99m] * 2.9m ≈ 22.12m³
V_{Total} = 24.55m³ + 22.12m³ ≈ 48.67m³

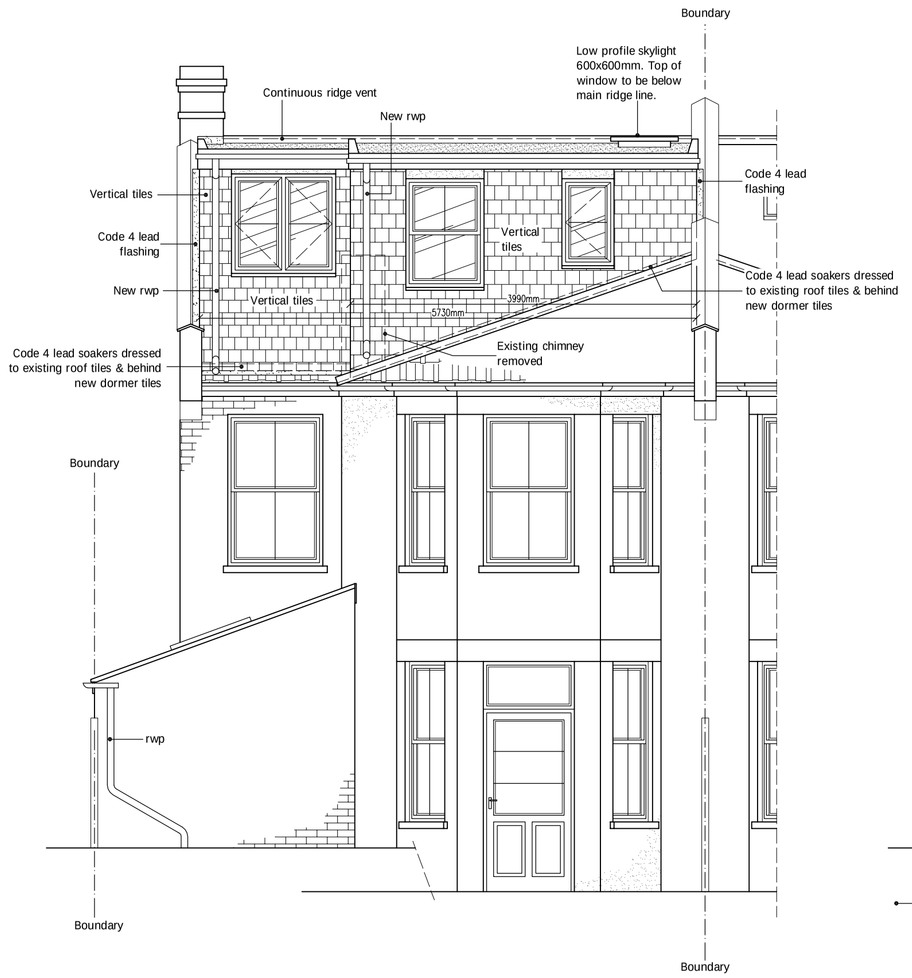

PROPOSED REAR ELEVATION
scale 1:50

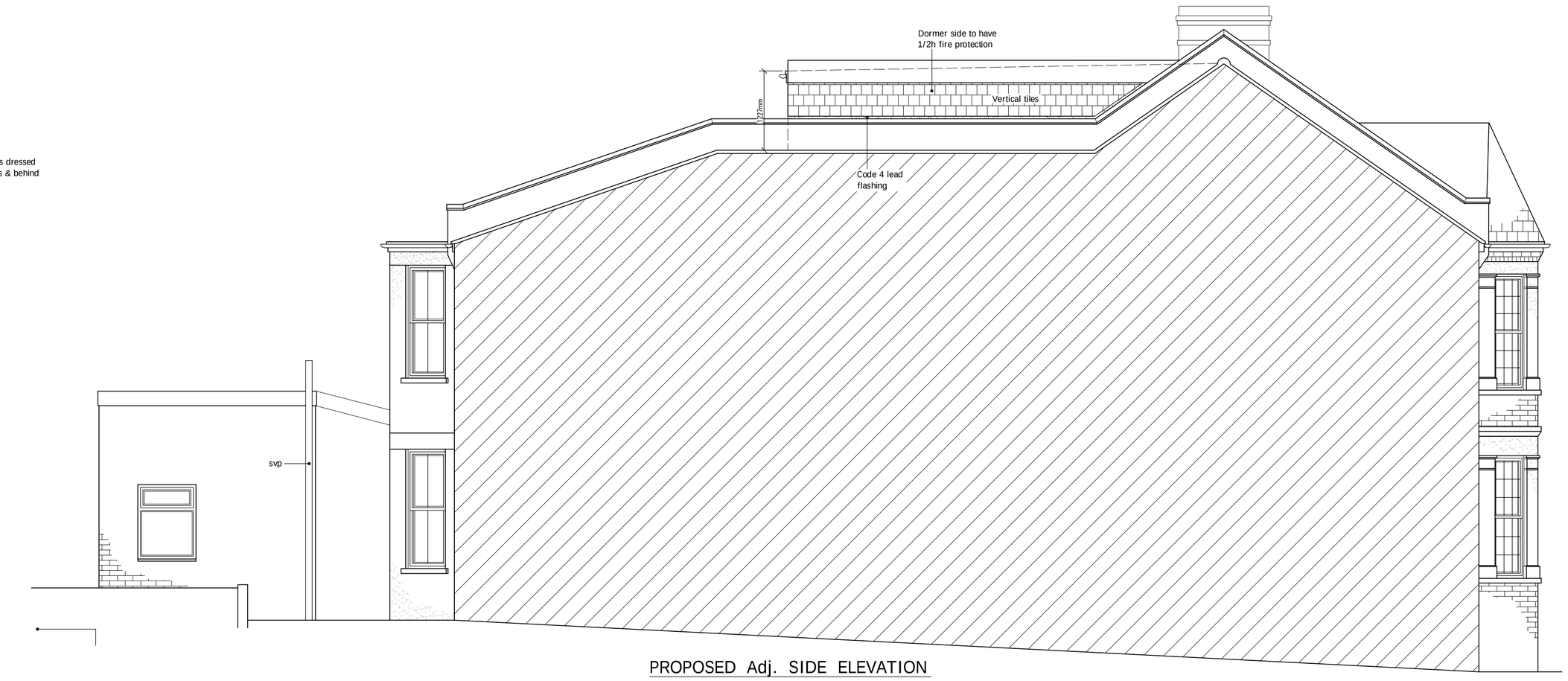

PROPOSED Adj. SIDE ELEVATION
scale 1:50

6. DRAINAGE:- The existing drainage system is assumed to be a single line combi system (to be confirmed on stie). UPVC fittings to BS 4514, BS 5255. Baths, sink units, showers - 42mm dia. wastes via 75mm traps. WC pans - 100mm dia. with 100mm traps. Where WHB waste exceeds 1.75m length or Bath/Shower exceeds 2.3m anti-syphon traps to be fitted. Safe operation of all types of hot water systems are required to prevent scalding, so the temperature does not exceed 48 degree celsius through taps or 100 degree celsius where held in storage, (i.e. by use of temperature relief valves). Reasonable provisions must be made by the installations of fittings and fixed appliances that use water efficiently for the prevention of undue consumption of water. Below ground drainage to comprise Marley UPVC pipes to BS 4660 & BS5481 or similar. Laid on granular bed material to BS 882 table 4. The selected fill should be free from stones larger than 40mm clay exceeding 100mm, timber, vegetable matter or frozen material. Where rigid pipes of less than 150mm dia. have less than 300mm cover, or rigid pipes of 150mm or more have less than 600mm of cover the pipes should be encased in 150mm concrete. Where flexible pipes are not under a road or have less than 600mm cover they should be encased in 150mm concrete. Where drainage runs within 1.0m of any foundation and the level of the drain is below the level of the foundation then the drain trench should be backfilled to the found level with concrete. Any pipe penetrating through a structure below ground level should have a lintel above opening (or use of rocker pipes) and a settlement gap of 50mm corkpack or similar flexible material should be inserted to provide protection to the drain. Pipe to be either rocker type or hole around fitted with compressible material. All gravity drainage should have a min. fall requirement of 1:40 to provide self cleansing velocities. All gullies will be back inlet trapped gullies with rodding facility unless otherwise stated. Inspection chambers of up to 900mm depth may be of a UPVC or GRP material or constructed of 150mm concrete base slab with benching formed in 1.2 cement mortar to 1.12 gradient trowelled smooth with all channels, branches and connecting bends. The walls are to be 225mm, class 'B' engineering brick to BS 3921 to the required invert depth. 150mm concrete cover slab with haunching forming the cover level complete with frame and lid. Where foul and surface water are available on site connections must be proved. Priority order for surface water is 1. Soakaway which must be designed to comply with BRE 365 and BS 8301:2000. Soakaways to be at min. 5.0m away from any building (foundations). 2. A watercourse or 3. A sewer. Rainwater connections to foul sewers may only be made where soakaway and watercourse cannot be used. On completion the system is to be water pressure tested and cleansed.

7. TIMBER PARTITIONS:- 100x47mm vertical softwood studs at 600mm c/c secured to 100x47mm head and sole plates. Noggins at 600mm intervals. 12.7mm Gyproc plasterboard and skim finish to both sides. Provide 25mm Isowool APR 1200 sound insulation to partition voids at bathrooms and around bedrooms to comply with E2 requirements for sound deading. Floor joists to be doubled up when running parallel with and under timber partitions. Stud to front eaves to be 100x47mm at 450mm c/c to provide support to rafters. Provide 100mm Celotex GA3000 set between studs with 12.5mm plasterboard fixed across face of studs, all to give a U-value of 0.28 or better.

8. FIRE PRECAUTIONS:- All doors to stairway serving habitable rooms are to be FD20 doors with 25x38mm rebates and provided with either with intumescent strip or 35x25mm doorstops glued and screwed at 200mm c/c (existing to be replaced with new). All new internal doors to have min. undercut of 10mm above the fitted floor finish surface. 18mm fireline board to underside of new staircase to skim finish. Mains operated, self contained and inter linked smoke alarms must be provided at each landing level. The smoke alarms must conform to BS 5446: Part 1. All units to have recharchable batteries in case of mains power loss. Any glazing to the stairway enclosure to be replaced with fire-resisting (un-insulated) glazing retained by a suitable glazing system and beads compatible with the type of glass.

9. FRAMES, CASINGS, SKIRTINGS, ARCHITRAVES:- New external doors and windows to be UPVC and double glazed. Internal door linings shall be 100 x 38 with planted stops. Skirting boards shall be 100 x 19mm. chamfered. Architraves shall be 75x19 chamfered. All new internal doors to have min. undercut of 10mm above the fitted floor finish surface. Window frames to be double glazed with safety glazing to all doors, side panels, and all areas extending below 800mm from floor level. New or replacement windows double glazed with 16mm air gap or 12mm argon filled gap and a both finished soft low 'E' coating to achieve U-value of 1.60 and to have window energy rate - Band C or better. New external doors to have a U value of 1.80. Installed either by Fensa registered installer or compliance via certificate from L.A. Building control (fee Payable). Max. area of windows, doors and roof lights should not exceed 25% of floor area of the extension.

0 1 2 3 4 5 6 7 8 9 10m 1:100

drawnplans.co.uk

Project:
Loft Conversion with
Dormer Windows to Rear.

For:
Mrs. Shelley Malhotra
36 Sarre Road
Cricklewood
London
NW2 3SL

Scale:	Dwg. no:	Rev. no:
As Shown	Sheet 2 of 5	01
Drawn by: I.M.	Date Drawn: 05-January-2016	

For Drawings Tel: 0800 7836790

E-mail :- drawnplansco@aol.com