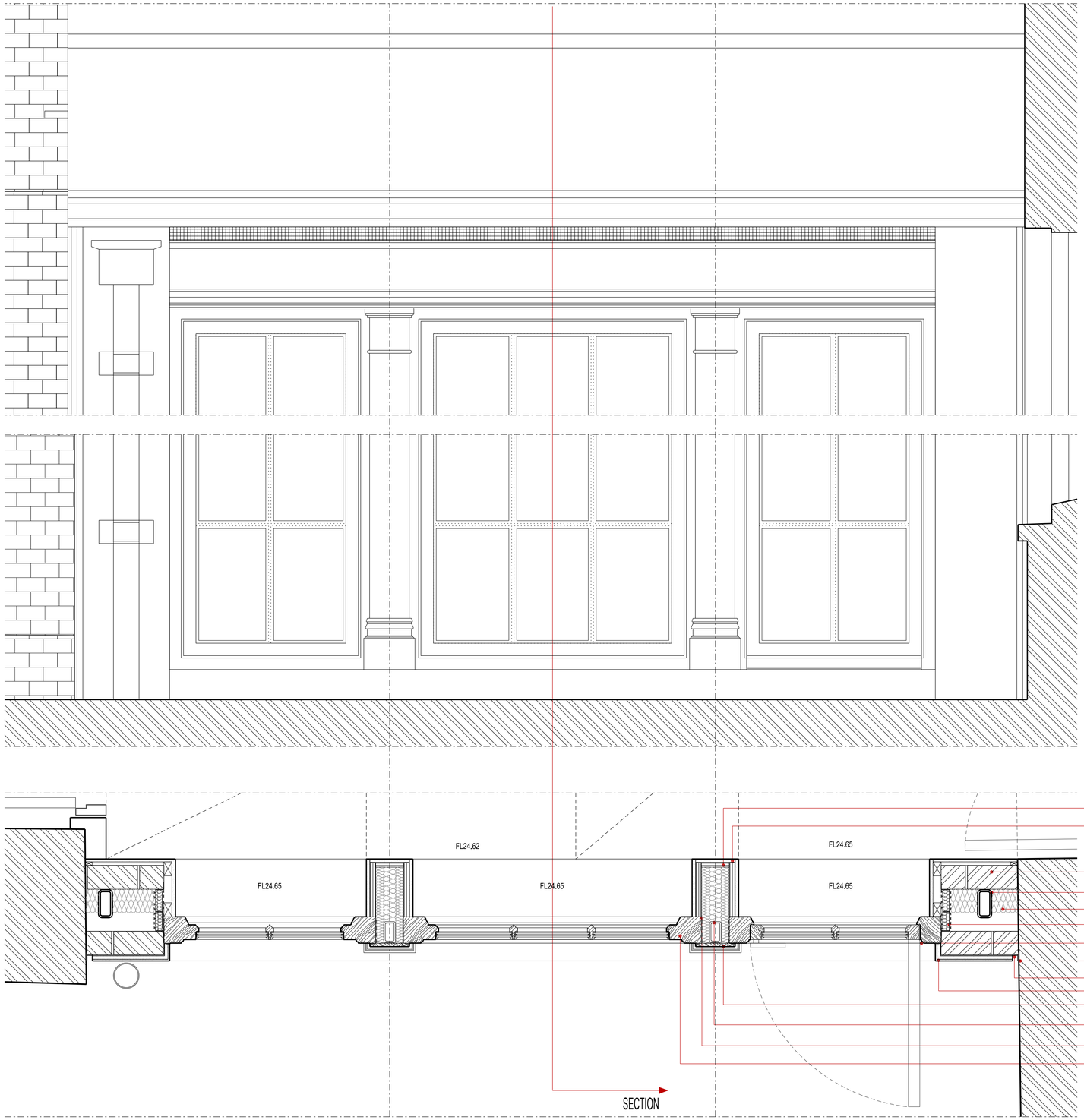

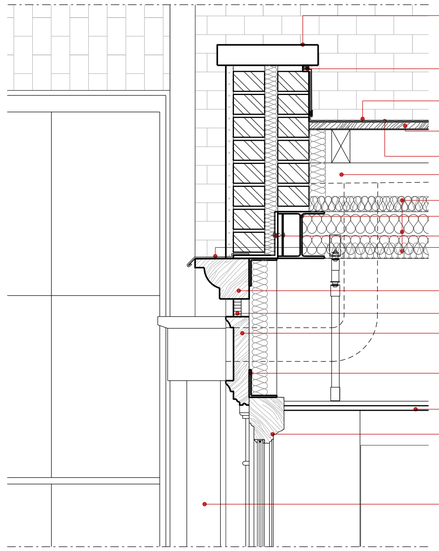

- New coping stone to match existing party wall coping.
- 5lb rolled lead cover flashing as specified. Refer to dwg (27)AP002. Fix cover flashing on mortar joints with wedges at max 450mm crs. Point with Arbosil XL1099 buff colour. Lead burnt clips at max 500mm crs on free edge.
- 8lb rolled lead roofing sheet as specified. Refer to dwg (27)AP002.
- 200x25mm SW boards. Allow 3mm gap between boards for ventilation.
- 220g/m2 non-woven geotextile.
- Slope forming preservative treated timber substructure to Structural Engineer's specifications.
- 50mm PIR insulation as Celotex FR5000.
- SS structure to Structural Engineer's specifications.
- 250 x 150mm angle to SE specification
- 5lb rolled lead weathering to cornices. Welts at max 1500mm crs. Fall 1/80. Fix lead under timber frame (min 50mm) and seal with arbosil XL1099. Dress lead around continuous SS clip on free edge.
- Preservative treated Hardwood cornice. Decorate with 3No layers. Colour to be specified.
- Ventilation slot with SS grid and insect mesh.
- Preservative treated Hardwood lining and moulding to match existing. Decorate with 3No layers. Colour to be specified.
- 90 x 90 x 6mm angles welded to 50 x 90mm RHS as Structural Engineer's specification with thermablok or equal and approved thermal strip insulation to external face of RHS
- 2 x 15mm Gyproc Soundbloc with skim and paint finish.
- Preservative treated hardwood window frame. Decorate frame with 3No layers. Colour to be specified.
- Relocated cast iron rainwater pipe and hopper.

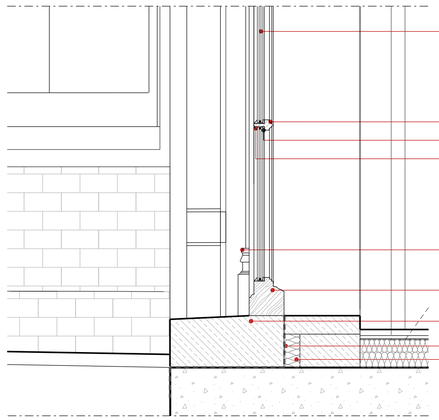

- New double glazing window unit. Safe breakage glass (Class C of BS6206).
- Preservative treated hardwood glazing bar.
- Adhesive foam tape as Arbostrip F90.
- Sealant putty as Arbosil 1096.
- Preservative treated Hardwood lining and moulding to match existing. Decorate with 3No layers. Colour to be specified.
- Preservative treated hardwood window frame. Decorate frame with 3No layers. Colour to be specified.
- Reused stone threshold on mortar bed. Refer to DWG (33)AD011.
- Waterproof layer.
- 50mm PIR insulation as Celotex FR5000.

- 25mm plywood
- Plasterboard and skim finish.
- SS structure to Structural Engineer's specifications.
- SS structure to Structural Engineer's specifications.
- 100mm PIR insulation as Celotex FR5000.
- Cavity closer to fit cavity.
- Preservative treated hardwood door frame. Decorate frame with 3No layers. Colour to be specified.
- Sealant as Arbosil 1090.
- 25mm U shaped alluminium profile
- 3No coats 3.5 NHL Lime Render
- Preservative treated Hardwood lining and moulding to match existing. Decorate with 3No layers. Colour to be specified.
- 50 x 90 RHS as Structural Engineer's specification Thermablok or equal and approved thermal strip insulation to external face of RHS
- Waterproof layer.
- Preservative treated hardwood window frame. Decorate frame with 3No layers. Colour to be specified.

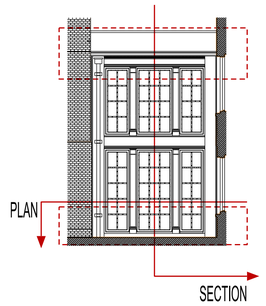

BUILDING DESIGN PARTNERSHIP LTD SHALL HAVE NO RESPONSIBILITY FOR ANY USE MADE OF THIS DOCUMENT OTHER THAN FOR THAT WHICH IT WAS PREPARED AND ISSUED

ALL DIMENSIONS SHOULD BE CHECKED ON SITE.

DO NOT SCALE FROM THIS DRAWING.

ANY DRAWING ERRORS OR DIVERGENCES SHOULD BE BROUGHT TO THE ATTENTION OF BUILDING DESIGN PARTNERSHIP LTD AT THE ADDRESS SHOWN.

REVISION / DESCRIPTION	DRAWN	CHECKED	DATE
- LBC APPLICATION	JAJ	MB	29.10.2015

KEY PLAN

CLIENT LOGO

BDP.

16 Brewhouse Yard
Clerkenwell
London, EC1V 4LJ
United Kingdom

T +44 (0)20 7812 8000
F +44 (0)20 7812 8399
www.bdp.com

PROJECT TITLE: 42 BEDFORD SQUARE

PROJECT NUMBER: P2005698

DRAWING TITLE: LINK BUILDING ELEVATION JOINERY DETAILS

SCALE @ A1: 1:10

DATE: 08.2015

DRAWING No.: LBC 4b_(30)AD003

REVISION: -