

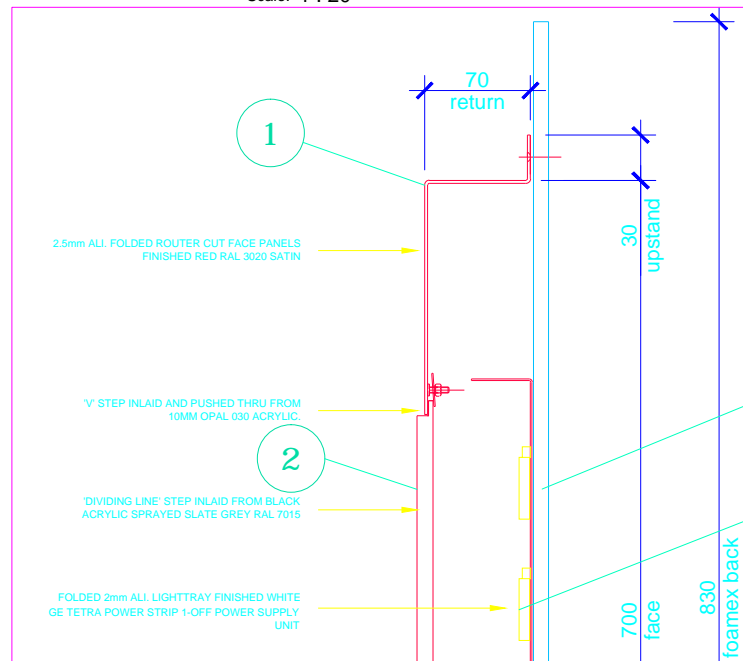
Project	Standard Detail - Illuminated Signage
Status	Current

Revision	Drawn by	Description	Date
B	KB	Letter "a" in "vodafone" straightened and re-hatched	06.10.14



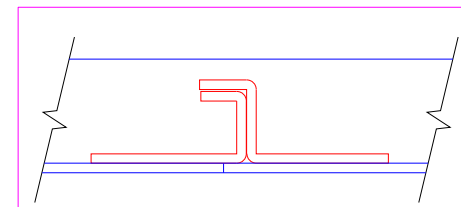
Front Elevation

Scale: 1 : 20



Side Section A-A (Through Rounded)

Scale: 1 : 5



Standard Panel Joint

Scale: 1 : 2

Illuminated projecting sign panel

550 x 550 sq projecting sign Ø350 illuminated logo
Wall Mounted
Further detail found on page 102.2

**Ø350 logo & text
Illuminated front Fascia sign**

- 2.5mm aluminium face panels 70mm returns and 30mm tophat, folded and welded construction finished red RAL 3020 satin.
- 10mm 030 acrylic letters. island cut, push through, fixed by clear silicone sealer bead.
- 2.5mm aluminium fixing angle rails 50x50
- 1mm thick white coated aluminium light trays folded construction (12.5mm deep returns all round)
- GE Tetra LED power supply 12v GEPS12-60 (1 off req'd)
- GE Tetra LED power supply 12v GEPS12-20 (1off req'd)
- GE Tetra power strip (GEWHSSP3-65K) 17 modules req'd
- Store name applied in avery 835 silver metallic vinyl.

Note:

Required Flat cut 25mm roundel sizes and vodafone lettering sizes for fascia:

- Ø400mm Roundel, 'vodafone' 186 x 1549mm
- Ø350mm Roundel, 'vodafone' 182 x 1355mm
- Ø300mm Roundel, 'vodafone' 156 x 1162mm
- Ø250mm Roundel, 'vodafone' 130 x 968mm
- Ø200mm Roundel, 'vodafone' 104 x 774mm

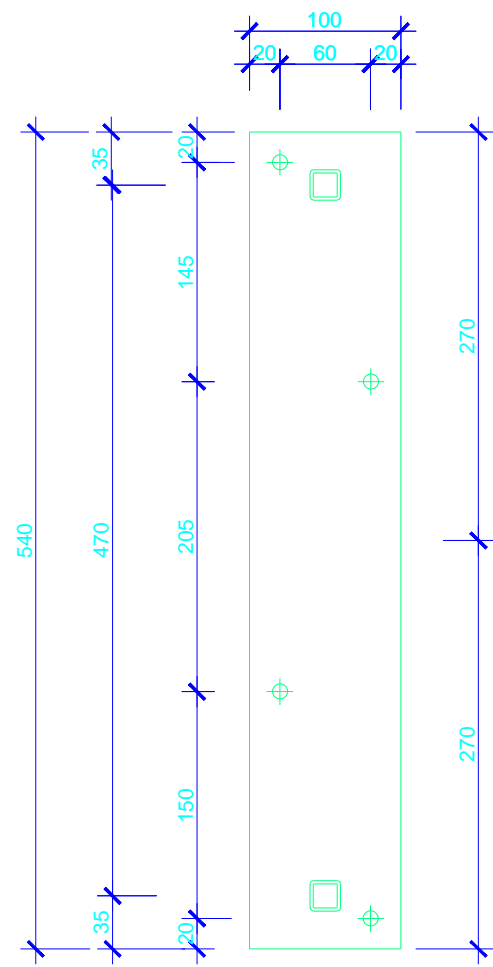
102.1

Shop	xx	Address	xx
Title	Illuminated Shop Front Fascia Detail		xx
Drawn	KB	Date	06-10-14
Rev	B	Status	SD
Store Code	xxxxx	Format	XX
Scale	1:xx	Size	A3

© This drawing is copyright of Vodafone Property	All dimensions are in millimeters Do not scale from this drawing
Vodafone Property, Vodafone House, The Connection, Newbury, Berkshire, RG14 2FN TEL: (0)1635 33251 FAX: (0)1635 31127	




Project	Standard Detail - Illuminated Signage
Status	Current



Projecting Sign Section B-B

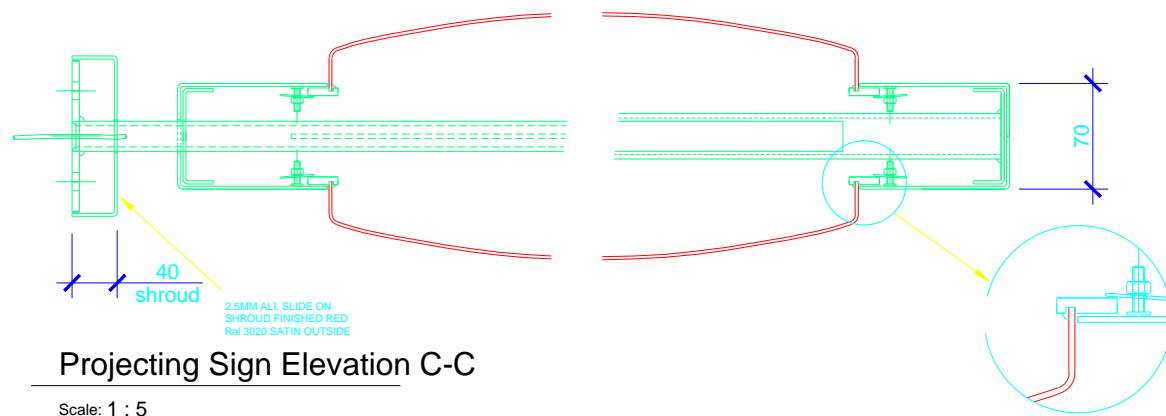
Scale: 1 : 5



Projecting Sign Elevation C-C

Scale: 1 : 5

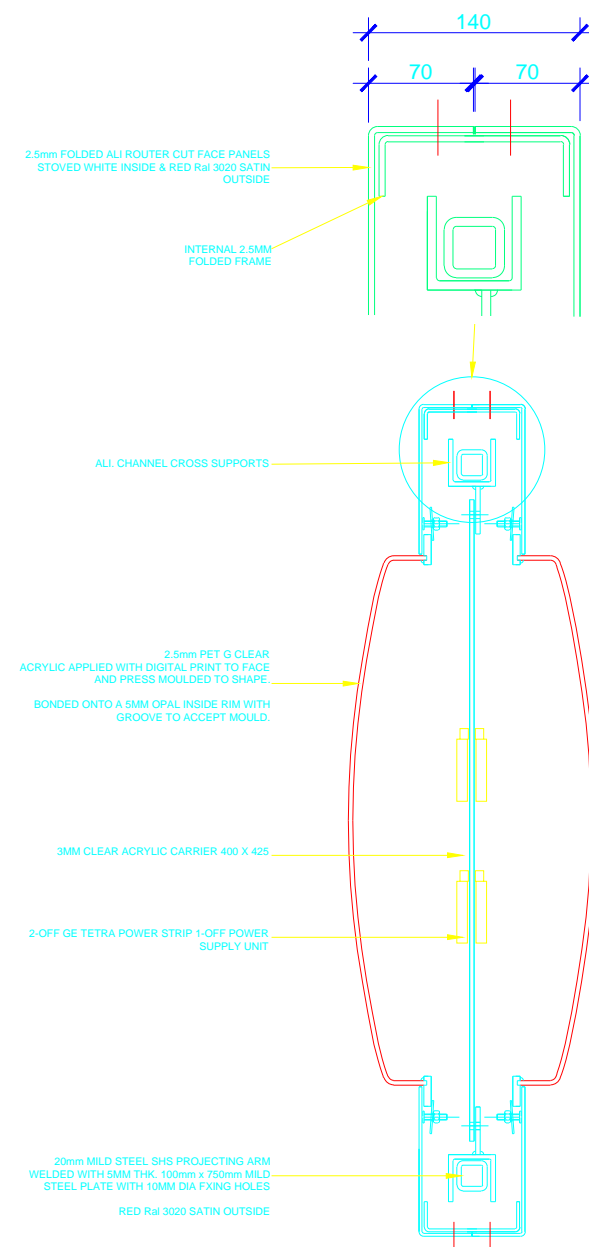
****ASSEMBLY NOTE****
 SUPPLY 10x50mm FULL THREAD COACH BOLTS FOR FIXING INTO TIMBER BEHIND BACKGROUND OR SUPPLY 10x75mm FULL THREAD COACH BOLTS & RAW PLUGS FOR FIXING INTO BLOCK/BRICKWORK



Projecting Sign Section A-A

Scale: 1 : 5

550 x 550 sq projecting sign
 Ø350 illuminated logo
 Wall Mounted



Note:
 Required Projecting signage:

- Ø400mm Roundel, casing 600 x 600mm
- Ø350mm Roundel, casing 550 x 550mm
- Ø300mm Roundel, casing 500 x 500mm
- Ø250mm Roundel, casing 450 x 450mm
- Ø200mm Roundel, casing 400 x 400mm

102.2

Shop	xx	Address	xx
Title	Illuminated Projecting Sign Detail		xx
Drawn	KB	Date	16-09-14
Rev	A	Status	SD
Store Code	xxxxx	Format	XX
Scale	1:5	Size	A3

© This drawing is copyright of Vodafone Property
 All dimensions are in millimeters
 Do not scale from this drawing
 Vodafone Property, Vodafone House, The Connection,
 Newbury, Berkshire, RG14 2FN
 TEL: (0)1635 33251 FAX: (0)1635 31127

