H
SATIN ANODISED ALUMINIUM SLIDING SOLAR SHADING SCREENS WITH BESPOKE PERFORATED PATTERN ON DUAL TRACK

H1
DUAL TRACKS

H2
SHUTTERS IN BASE OVERLAPPED POSITION ON BALCONY

(SHOWN TRANSPARENT FOR DRAWING CLARITY ONLY)

H
SHUTTER PATTERN

The shutters perforation pattern is based upon the appearance of a DNA sample - in reference to the work undertaken at the Francis Crick Institute.

H
SHUTTER OPERATION
The shutters are constructed from single sheets of perforated silver satin anodised aluminium - folded at the corners to provide stiffness. The shutters sit within a dual sliding track at the head and base of the window - this dual track is supported by the C-channel (P). Each set of shutters are comprised of two equal elements and can be moved to a number of possible configurations. The shutters are mechanically or electrically operated.

Shutters run on thier own track permitting an overlapped position. This parked position is always in front of the balcony. Where the balcony position alternates between levels, the parked overlapped position also alternates. From the parked position, the linked shutters can slide so that the balcony is entirely enclosed - the outer shutter slides first; the rear shutter does not move until the balcony is covered. In this fully extended (non-overlapped) position, the shutters can then slide along the tracks as a complete linked component over the facade. The shutters are designed as a single unit formed of two linked elements. They can both move but are also joined.

M
BALCONY AND WINTERGARDEN SOFFITS: WHITE POWDERCOATED ALUMINIUM PANELS

M1
SOFFIT TO HAVE A CIRCA 25 DEGREE CHAMFERED EDGE. PROFILE OF CHAMFER SHOULD MATCH THE PROFILE OF THE INTERNAL CEILING PELMET DETAIL TO ENSURE A CONSISTENT EXTERNAL APPEARANCE

X
14mm DIA METAL FACADE RESTRAINTS WITHIN **P** EXTRUDED CHANNEL - MAX 3M CENTRES AROUND PERIMETER OF FACADE. LEVEL 10, 15 & 20 ONLY. REFER TO FACADE ACCESS STRATEGY

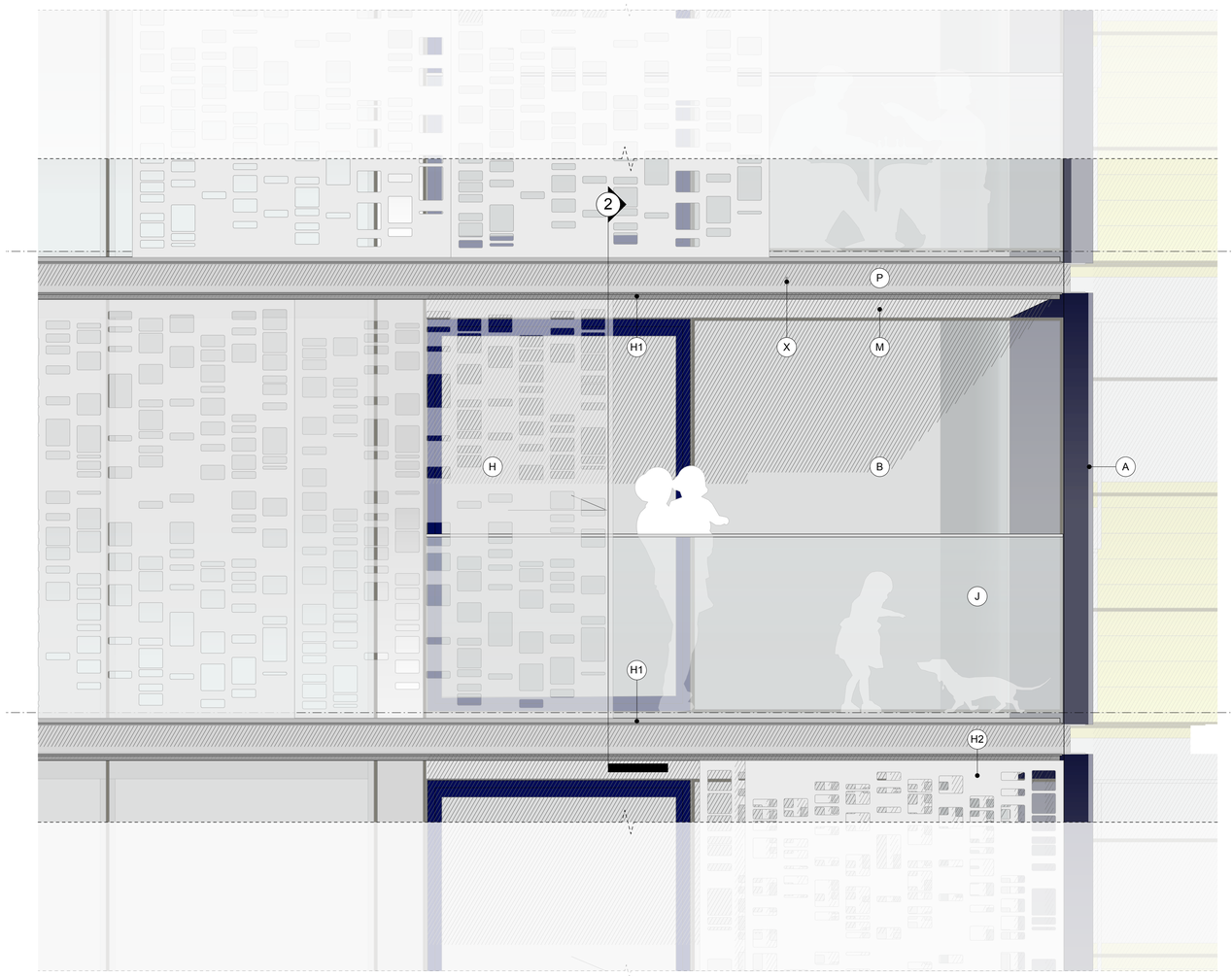

1 BALCONY / SHUTTER ELEVATION
SCALE 1:20

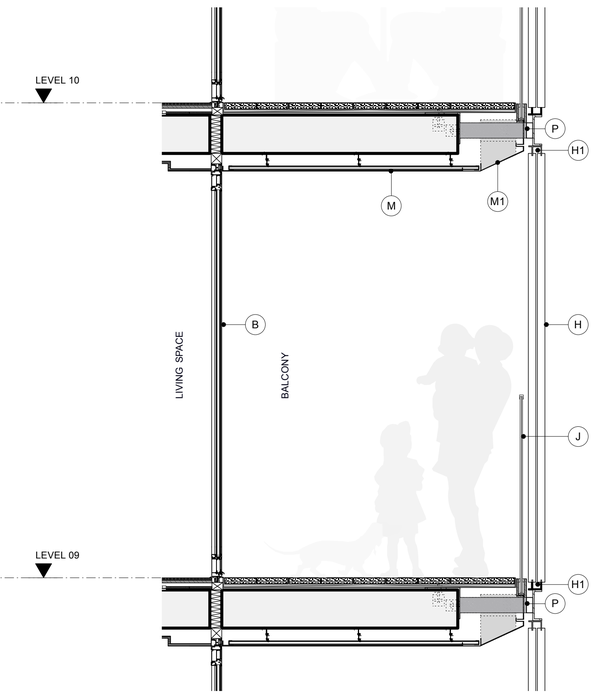

2 BALCONY / SHUTTER SECTION
SCALE 1:20

FACADE MATERIALS

A
UNITISED FRAMELESS CURTAIN WALLING SYSTEM WITH CIRCA 200M DEEP GLASS RAINSCREEN FIXED TO OUTSIDE. RAL 5011 STEEL BLUE CERAMIC FRIT TO REAR (FACE 2) OF RAINSCREEN GLASS. GLASS REVEALS AROUND EDGES (TOP, SIDES AND SOFFITS) OF OVERALL RAINSCREEN ZONE TO MATCH

B
UNITISED FRAMELESS GLASS CURTAIN WALLING SYSTEM WITH EXTRA CLEAR GLASS.

WHERE INDICATED, INCLUDES SLIM FRAME SLIDING DOOR SYSTEM WITH LEVEL THRESHOLD TO BALCONIES & WINTERGARDENS (BLUE/BLACK ANODISED UA150-2 FRAMES EXTERNALLY TO DOORS AND WINDOWS). ALSO AREAS OF ROOF GLAZING TO MATCH AS INDICATED. SOLID AREAS OF SLIM FRAME SYSTEM TO MATCH **C**

C
UNITISED FRAMELESS GLASS CURTAIN WALLING SYSTEM WITH EXTRA CLEAR GLASS OVER OPAQUE ELEMENTS. SILVER CERAMIC FRIT TO FACE 4

D
UNITISED FRAMELESS CURTAIN WALLING SYSTEM, DGU WITH EXTRA CLEAR GLASS OVER BESPOKE SILVER PATTERNED CERAMIC FRIT TO FACE 2 AND SOLID SILVER CERAMIC FRIT TO FACE 4 (BOTH TO MATCH **C**). PATTERN ON FACE 2 TO REFLECT 'DNA' DESIGN OF SOLAR SHADING SCREENS

E
FRAMELESS OUTWARD OPENING TOP HUNG WINDOW WITH EXTRA CLEAR GLASS. TRANSOM AND FIXED GLAZED LOWER PANEL

F
RECESSED INWARD OPENING SIDE/VERTICALLY HUNG WINDOW WITH EXTERNAL GLAZED JULIET BALUSTRADE AND SATIN ANODISED ALUMINIUM CAPPING. REVEALS FROM RAL 5011 (STEEL BLUE) GLASS TO MATCH FINISH OF **A**. (BLUE/BLACK ANODISED UA150-2 FRAMES EXTERNALLY) HEAD REVEAL FORMED WITH BLUE/BLACK ANODISED LOUVRE (UA150-2)

G
SILVER METAL STANDING SEAM ROOF INCLUDING HIDDEN GUTTERS (SIMILAR TO THE ROOF COLOUR OF FRANCIS CRICK INSTITUTE)

H
SATIN ANODISED ALUMINIUM (MECHANICAL/ELECTRICAL MOTORISED) SLIDING SOLAR SHADING SCREENS WITH BESPOKE 'DNA SAMPLING' PERFORATED PATTERN ON DUAL TRACK (UA NATURAL 100A)

J
EXTERNAL VERTICALLY CANTILEVERED LOW IRON GLASS BALUSTRADE WITH SATIN ANODISED CAPPING TO BALCONIES (1200mm HIGH)

K
INTERNAL LOW IRON GLASS JULIETTE BALUSTRADE WITH SILVER SATIN ANODISED CAPPING TO SLIDING WINDOWS

L
FULL HEIGHT FRAMELESS CURTAIN WALLING SYSTEM WITH T-SECTION STEEL MULLION STICKS & CLEAR LOW IRON GLASS AND ANTI-REFLECTIVE COATING. INTEGRATED FRAMELESS DOORS TO GROUND FLOOR INCLUDING AUTOMATIC ACCESS CONTROLLED SLIDING DOOR TO RESIDENTS' LOBBY WITH MATCHING GLASS. BESPOKE GLASS MANIFESTATIONS AS INDICATED. AREAS OF BACKFRIT TO MATCH **C** AS TAGGED **L1**

M
BALCONY AND WINTERGARDEN SOFFITS: WHITE INTERLOCKED POWDERCOATED ALUMINIUM PANELS WITH HIDDEN FIXINGS

N
GROUND FLOOR SOFFIT: SILVER BRIGHTENED ANODISED ALUMINIUM INTERLOCKING PANELS WITH HIDDEN FIXINGS - FORMING SCULPTED SOFFIT (UA NATURAL 100A)

P
ANODISED EXTRUDED ALUMINIUM C-CHANNEL TO RECEIVE SHUTTER TRACKS WHERE APPLICABLE. VARIOUS FINISHES REQUIRED. TYPICALLY BRIGHTENED SILVER (UA NATURAL 100A). WHERE THE CHANNEL SITS BETWEEN TWO BLUE/BLACK RAINSCREEN ELEMENTS - COLOUR TO BE ANODISED UA 150-2 DARK BLUE. C-CHANNEL PROFILE ALSO VARIES. WHERE CHANNEL SITS BETWEEN TWO RAINSCREEN ELEMENTS - TO BE AN L-CHANNEL AS A CONTINUATION OF THE C-CHANNEL TOP FLANGE - REFER TO DETAILS

Q
UNITISED FULL HEIGHT EXTERNALLY FRAMELESS, INTERNAL SLIM FRAMED LOW-IRON GLAZED CURTAIN WALLING SYSTEM TO WINTERGARDENS WITH FIXED AND SLIDING PANELS. AREAS OF ROOF GLAZING TO MATCH AS INDICATED ROOF WINDOW TO HAVE A WHITE DOT MATRIX CERAMIC FRIT (2-3MM) ALSO INCLUDING INTERNAL CANTILEVERED LOW IRON GLASS BALUSTRADES WITH SATIN ANODISED ALUMINIUM CAPPING (1200mm HIGH)

R
PROJECTING BAY WITH SINGLE PIECE OF EXTRA CLEAR GLASS TO FRONT WITH BLUE/BLACK BACKFRIT TO EDGE AS INDICATED. GLASS RAINSCREEN TO SOFFIT, ROOF AND SIDES INCLUDING SOLID OPENING VENT TO MATCH **A**

S
FRAMELESS CURTAIN WALLING SYSTEM TO STAIRCASE, TRANSLUCENT PHOTOVOLTAIC PANELS LAMINATED INTO GLAZING ON SOUTHERN FACE OF STAIRCASE ENCLOSURE (INDICATED BY HORIZONTAL HATCH). AT GROUND FLOOR, GLASS TO BE LOW IRON TO MATCH **L** (NON HATCHED AREA)

T
METAL STAIRCASE RAL 1016 SULPHUR YELLOW

U
CONCRETE COLUMNS WITH FINE SMOOTH VISUAL GRADE FINISH

Camden

THIS DRAWING IS COPYRIGHT OF dRMM LIMITED.

THE ORIGINAL HARDCOPY OF THIS DRAWING HAS BEEN EXECUTED TO SCALE AND IS BASED ON WORKABLE SURVEY INFORMATION. REPRODUCTION AND ELECTRONIC DISSEMINATION MAY RESULT IN DISTORTION AND RESIZING OF DRAWING CONTENT. dRMM LIMITED TAKES NO RESPONSIBILITY FOR MEASUREMENTS OR SCALING TAKEN FROM ANY OTHER DRAWING THAN THE ORIGINAL HARDCOPY ISSUED BY DRMM AND NO RELIANCE SHOULD BE PLACED ON ANY DRAWING OTHER THAN THE ORIGINAL. IT IS THE RESPONSIBILITY OF THE RECIPIENT TO ASCERTAIN THE DIMENSION SPECIFICALLY FROM THE ARCHITECT OR BY SITE MEASUREMENT. THE SIZING OF ALL STRUCTURAL & SERVICE ELEMENTS MUST ALWAYS BE CHECKED AGAINST THE RELEVANT ENGINEERS DRAWINGS. ANY OMISSIONS OR DISCREPANCIES BETWEEN DRAWING INFORMATION SHOULD BE BROUGHT TO THE ATTENTION OF THE CONTRACT ADMINISTRATOR.

CDM REGISTER: FLAGGED H&S ISSUES RELATING TO CONSTRUCTION (DESIGN AND MANAGEMENT) TO BE ADDRESSED DURING DESIGN DEVELOPMENT. TO BE READ IN CONJUNCTION WITH DESIGN RISK REGISTER AND RESIDUAL RISK REGISTER.

ALL INTERNAL LAYOUTS ARE INDICATIVE ONLY.

- LANDSCAPE DESIGN SHOWN INDICATIVELY - REFER TO LANDSCAPE ARCHITECT DRAWINGS
- THE BACKGROUND AND CONTEXT, INCLUDING THE FRANCIS CRICK INSTITUTE IS SHOWN FOR ILLUSTRATIVE PURPOSES ONLY. THE ADDITS ARE CORRECT BUT THE DRAWN FORM IS NOT BASED UPON SURVEY INFORMATION.
- TREES SHOWN INDICATIVELY AND NOT SHOWN IN FRONT OF BUILDING FOR CLARITY

NOTES

P02 PLANNING ISSUE
P01 FINAL PLANNING DRAFT SUBMISSION

REVISION NOTES

REV	DESCRIPTION	BY	CHK	QA	DATE
P02	PLANNING ISSUE	WH	PM		30.11.15
P01	FINAL PLANNING DRAFT SUBMISSION	WH	PM		03.11.15

dRMM Ltd
de Rijke Marsh Morgan Architects
Magdalen House, 136-148 Tooley St
London SE1 2TU UK
T +44 (0)20 7803 0777
E mail@drmm.co.uk

SITE PLAN - KEY

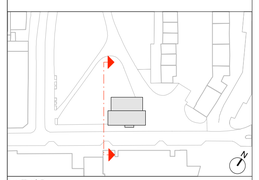

AUTHOR
dRMM ARCHITECTS

TITLE
BALCONY & SHUTTER DETAIL

PROJECT	SCALE	SIZE
BRILL PLACE	1:20 1:40	A1 A3

DRAWING NO	REVISION
372-ELE-458	P02