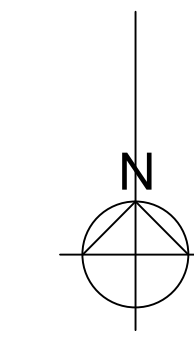
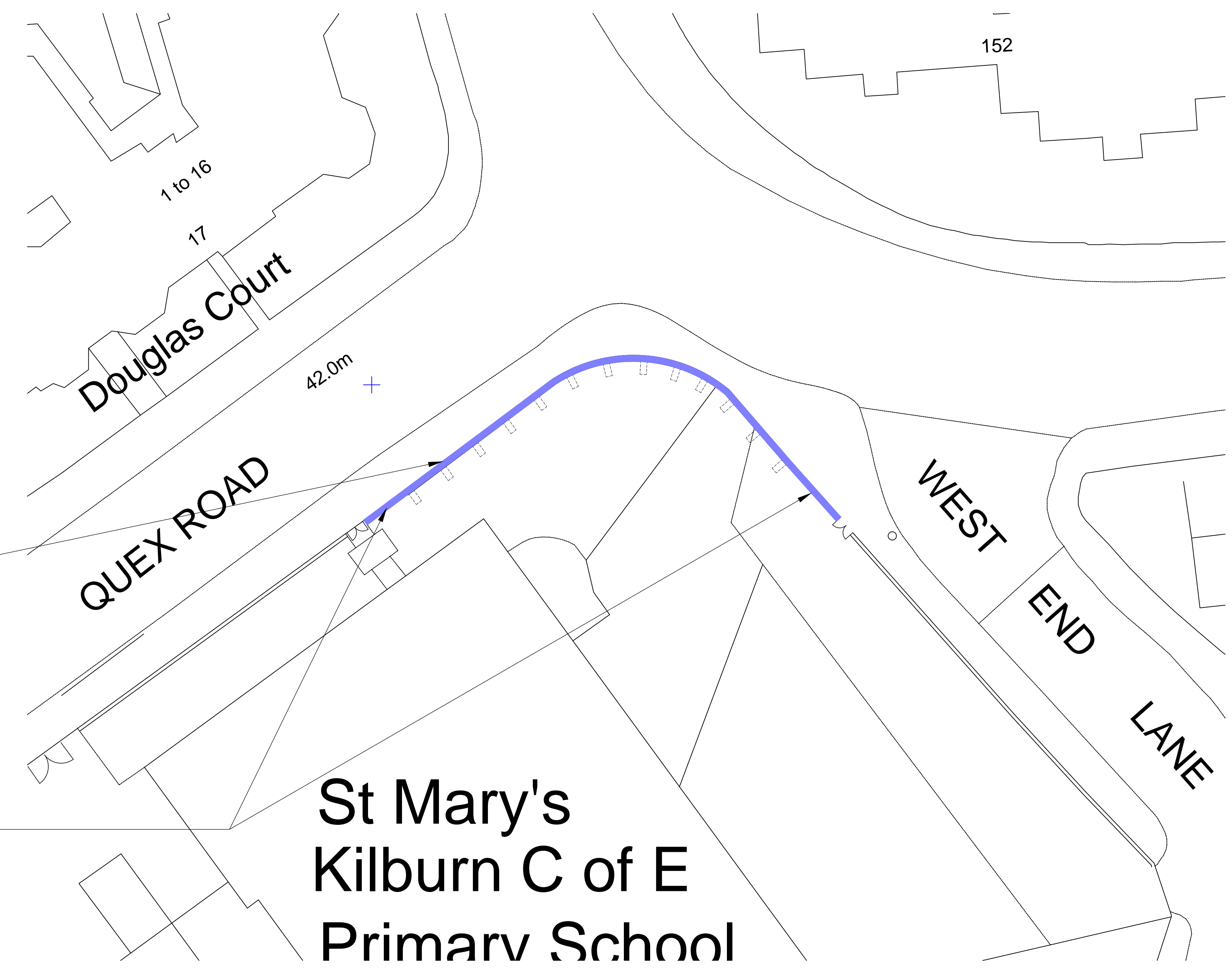


ALL WORKING DIMENSIONS TO BE CHECKED ON SITE. FIGURED DIMENSIONS TO BE TAKEN IN PREFERENCE TO SCALED DIMENSIONS. ANY DISCREPANCIES BETWEEN DRAWINGS OF DIFFERING SCALES AND BETWEEN DRAWINGS AND SPECIFICATION WHERE APPROPRIATE TO BE NOTIFIED TO SUPERVISING OFFICER FOR DECISION. COPYRIGHT RESERVED.



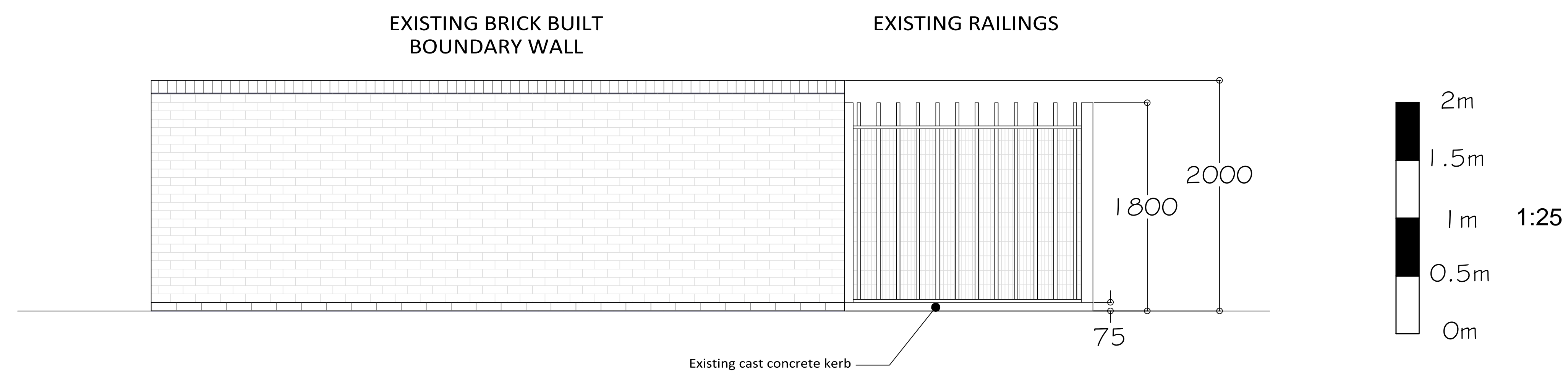
KEY

INDICATES LENGTH OF BOUNDARY WALL AND FENCE REPLACEMENT



Existing brick built boundary wall to be completely removed down to existing ground level, including brick built supporting piers. Foundations to be retained for mechanically fixing new boundary fencing.

Sections of existing railings up to pedestrian gates to be completely removed.



EXISTING TYPICAL WALL AND RAILING ARRANGEMENT ELEVATIONS
Scale: 1:25 @ A1

JOB TITLE
BOUNDARY WALL REPLACEMENT WORKS AT ST MARY'S KILBURN CE PRIMARY SCHOOL, QUEX ROAD, KILBURN, LONDON NW6 4PG

CLIENT
THE GOVERNORS

DRAWING
SITE PLAN
AS EXISTING

DATE
DECEMBER 2015

DWN BY
BJ

SCALE
1:200 @ A1

CHECKED BY

DWG NO.
2821/SD2