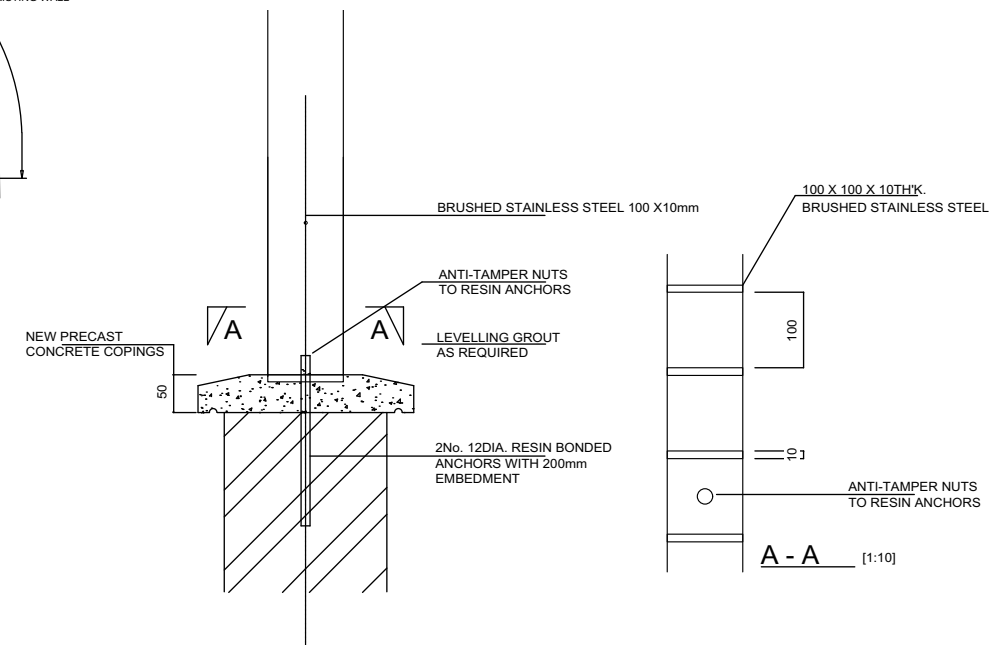
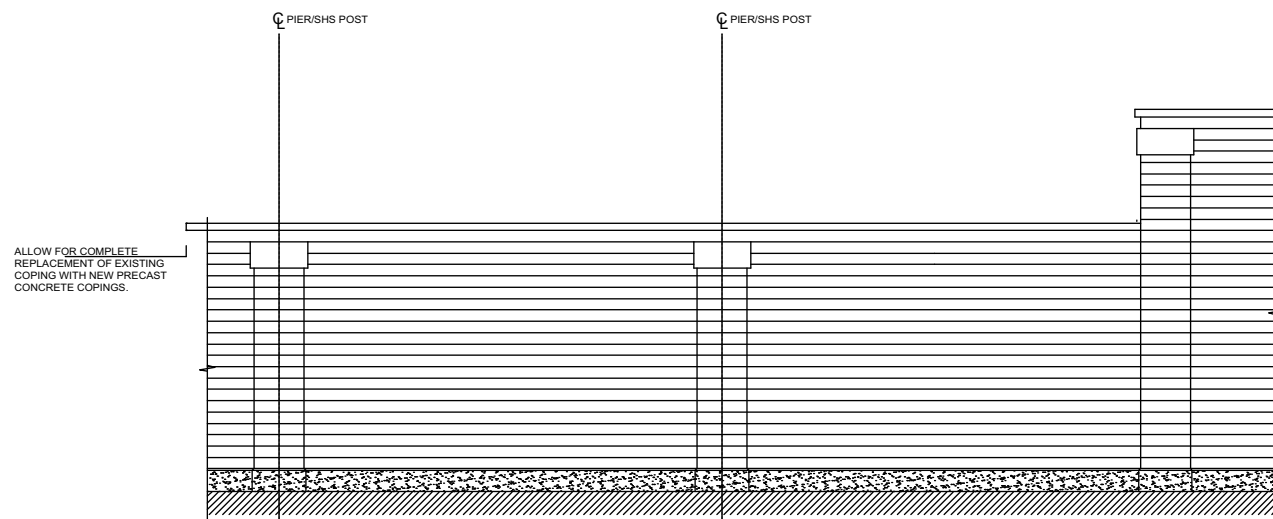


INDICATIVE KEY PLAN [1:500]

PLAN  
scale 1:500

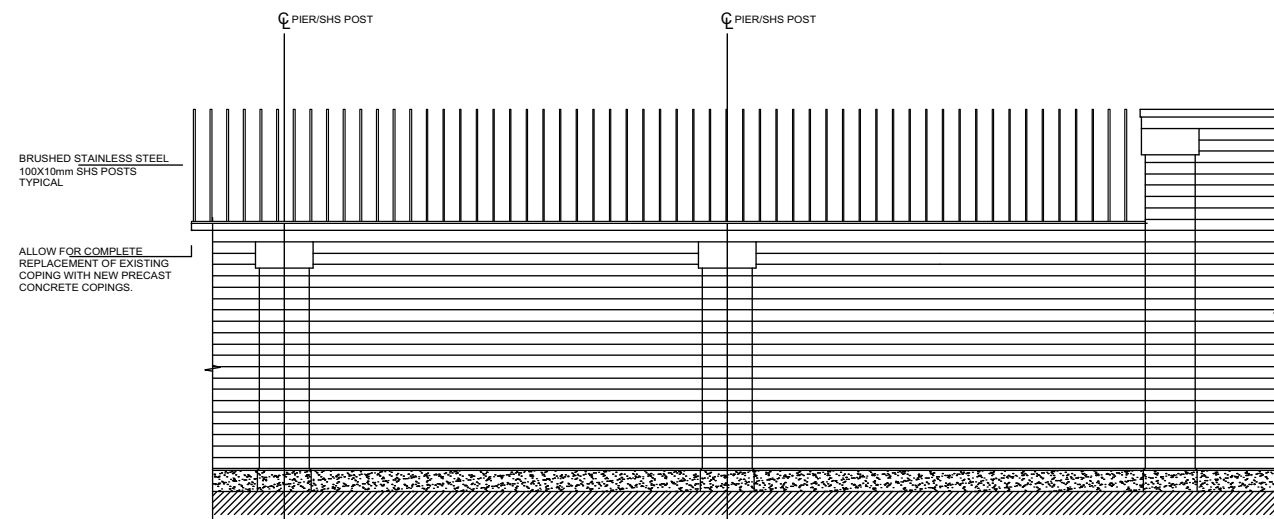


SECTION 1 - 1 [1:10]  
[SHOWING TYPICAL SHS POST FIXING] PROPOSED FENCE - DETAILS  
scale 1:10



TYPICAL ELEVATION FROM LIDO SIDE  
SHOWING EXISTING WALL [1:50]

EXISTING WALL - ELEVATION  
scale 1:50



TYPICAL ELEVATION FROM LIDO SIDE  
SHOWING TYPICAL NEW FENCING [1:50]

PROPOSED WALL - ELEVATION  
scale 1:50



FOR PLANNING

rev	date	by	comment	chkd



Client  
City of London

Job  
PARLIAMENT HILL FIELDS  
LIDO PERIMETER WALLS  
PARLIAMENT HILL FIELDS  
London

Drawing Title  
PROPOSED  
LIDO  
PERIMETER WALLS  
KEY PLAN + FENCE DETAILS

Scale 1:50 @ A3

Date	Drawn	Issued	Checked
16.11.2015	DP	PM	PM

Drg. No.	Rev.
178 011	A