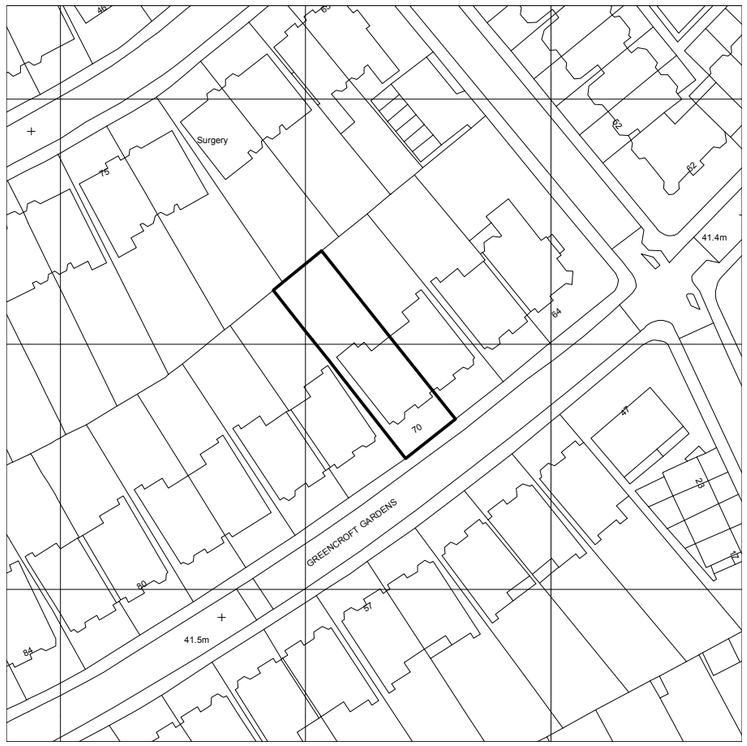

SITE LOCATION

SCALE 1:1250 @ A3

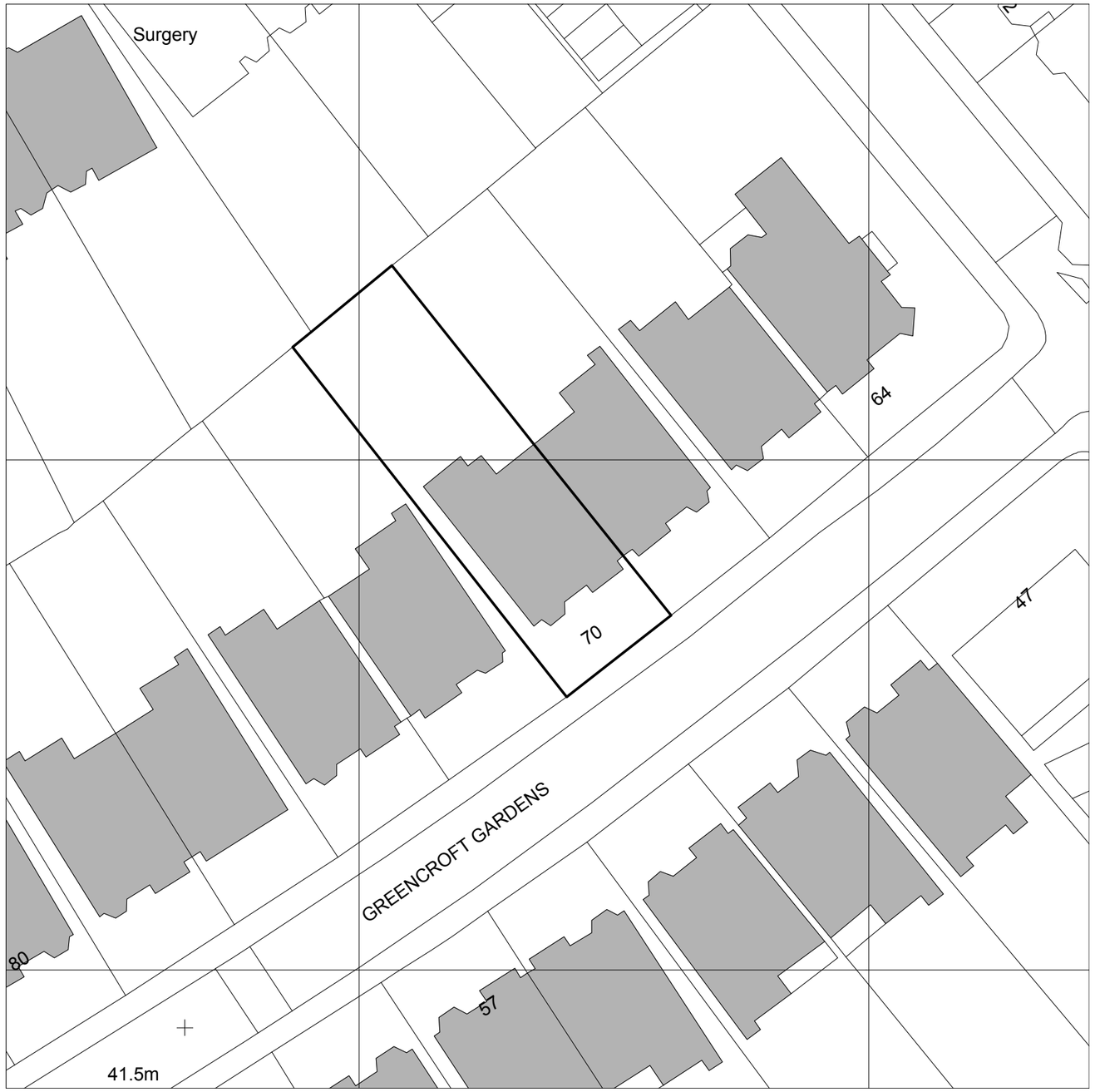

BLOCK PLAN

SCALE 1:500 @ A3

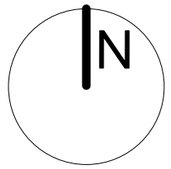

DISCLAIMER:

1 - Do not scale off this drawing. All dimensions should be checked on site by the Contractor prior to commencement of works. Any discrepancies are to be reported to the Architect immediately.

2 - This drawing is to be read in conjunction with all Architects drawings and specifications.

3 - This drawing is to be read in conjunction with all Structural Engineers drawings and specifications.

4 - This drawing is to be read in conjunction with all Service Engineers drawings and specifications.

5 - If in doubt, seek clarification with Architect.

6 - All works must comply with the Building Regulation 2000 and subsequent modifications and Local Authority Byelaws. No material to be used or method of workmanship employed unless conformity with the current relevant British Standard is ensured.

7 - This drawing and its contents remain the copyright of Francesco Pierazzi Architects.

rev:		
date:		
ch:		
rev:		
date:		
ch:		
rev:		
date:		
ch:		
rev:		
date:		
ch:		

Stage: DEVELOPED DESIGN PLANNING

Drawing Title: SITE LOCATION

BLOCK PLAN

Job number	Drawing number	Revision
199	06_DD	

Scale	Date	Drawn by	Approved by
1:500 @ A3 1:1250 @ A3	13th NOV 2015	F.P.	F.P.

Job title:	GROUND FLOOR REAR EXTENSION AND INTERNAL ALTERATIONS
Address:	FLAT 3, 70 GREENCROFT GARDENS LONDON, NW6 3JQ
Client:	JENNY TE AND OSCAR CHOI

FRANCESCO PIERAZZI
Architects

186 Pullman Court, Streatham Hill
London, SW2 4TA, United Kingdom
T. +44 (0)20 86239378
M. +44 (0)7944 180967

office@fparchitects.london
www.fparchitects.london