

Note:

Existing architecture and features to be restored, repaired or replaced throughout in accordance with Grade 2 listing guidance – unless otherwise specified.

All obsolete services to be removed and essential services to be concealed as much as possible. New services to be as invisible as possible.

\* Timber on facade to be repainted with new signage applied.

Canopy to be replaced.

Investigate reviving gas powered torches.

New menu panel to be installed with outdoor sealed digital touch screen

Railing to be painted with modesty panel removed. Planting to be lowered revealing as much railing as possible

Existing door to be painted and ironmongery polished

G

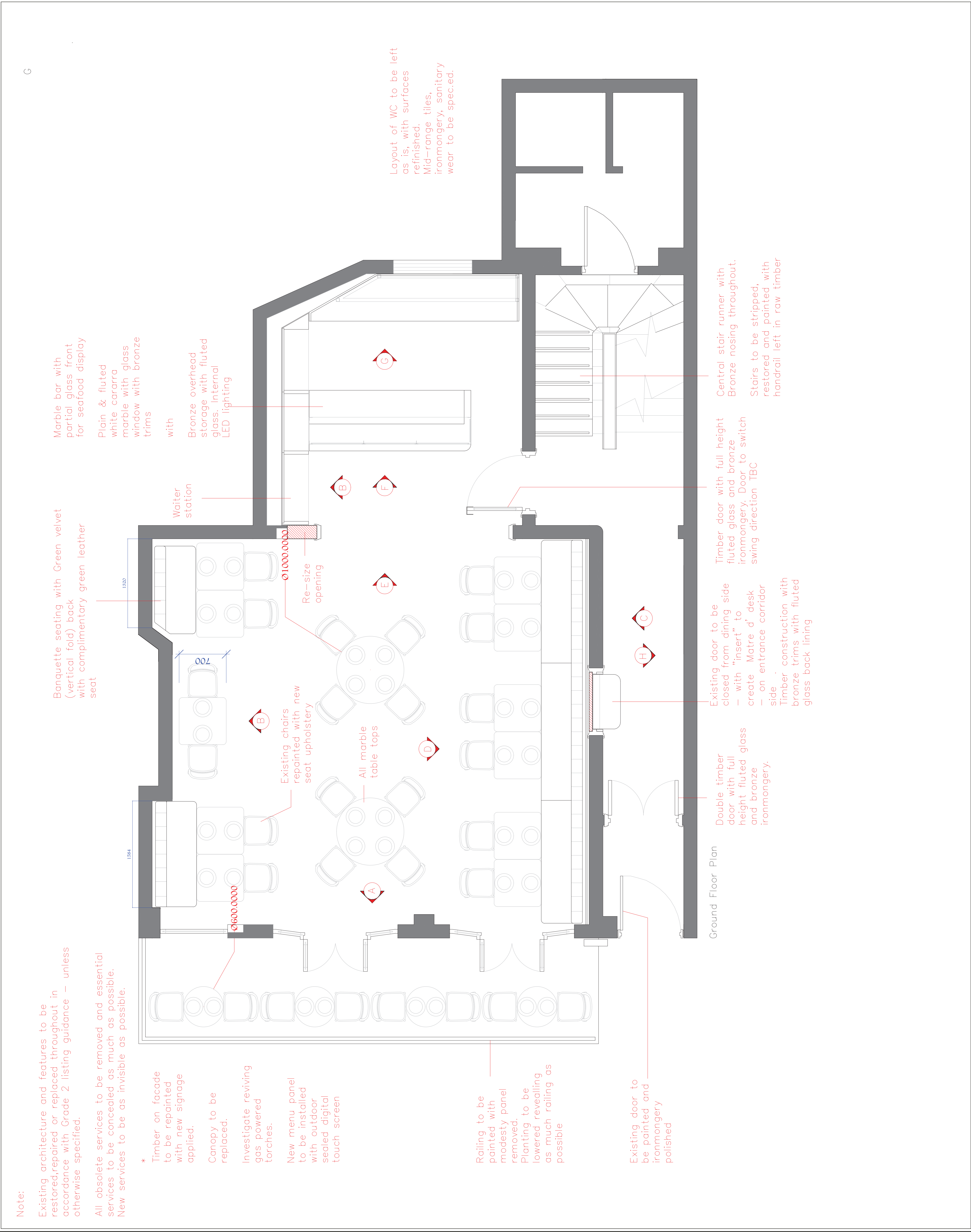
**Notes**  
 Contractor must verify all dimensions on site before commencing any work or shop drawings. If this drawing exceeds the quantities taken in any way the Architects are to be informed before the work is installed.  
 Contractor must verify all dimensions on site before commencing any work or shop drawings. If this drawing exceeds the quantities taken in any way the Architects are to be informed before the work is installed.  
 Only figured dimensions to be taken from this drawing. Do not scale off this drawing.  
 Drawings based on Ordnance Survey and/or existing record drawings – design and drawing content subject to Site Survey, Structural Survey, Site Investigations, Planning and Statutory Requirements and Approvals.  
 Authorized reproduction from Ordnance Survey Map with permission of the Controller of Her Majesty's Stationery Office  
 Crown Copyright Reserved

Revisions	By	Date

Signed off by: \_\_\_\_\_  
 Date: \_\_\_\_\_  
 Signature: \_\_\_\_\_

**Stoneforce Ltd**  
 Unit 2C Shakepeare Industrial Estate  
 Watling Street, Watford, Herts, WD24 5RR  
 Tel: 08450 702 860  
 Fax: 01937 50 702 861  
 Email: info@stoneforce.co.uk

Project: **House of Ho**  
 Title: **Ground Floor General Arrangement**  
 Scale: 1:50 @ A3  
 Date: 24.09.15  
 Drawn By: AO  
 Project No: 15056  
 Drawing No: C-1001  
 Rev: E



Marble bar with partial glass front for seafood display

Plain & fluted white cararra marble with glass window with bronze trims

Bronze overhead storage with fluted glass. Internal LED lighting

Waiter station

Re-size opening

Existing chairs repainted with new seat upholstery

All marble table tops

Double timber door with full height fluted glass and bronze ironmongery.

Existing door to be closed from dining side – with "insert" to create Matre d' desk side – on entrance corridor  
 Timber construction with fluted bronze trims with fluted glass back lining

Timber door with full height fluted glass and bronze ironmongery. Door to swing direction TBC

Central stair runner with Bronze nosing throughout.  
 Stairs to be stripped, restored and painted with handrail left in raw timber

Layout of WC to be left as is, with surfaces refinished. Mid-range tiles, ironmongery, sanitary wear to be spec.ed.

Railing to be painted with modesty panel removed. Planting to be lowered revealing as much railing as possible

Existing door to be painted and ironmongery polished

Existing door to be closed from dining side – with "insert" to create Matre d' desk side – on entrance corridor  
 Timber construction with fluted bronze trims with fluted glass back lining

Timber door with full height fluted glass and bronze ironmongery. Door to swing direction TBC

Central stair runner with Bronze nosing throughout.  
 Stairs to be stripped, restored and painted with handrail left in raw timber

Layout of WC to be left as is, with surfaces refinished. Mid-range tiles, ironmongery, sanitary wear to be spec.ed.

Railing to be painted with modesty panel removed. Planting to be lowered revealing as much railing as possible

Existing door to be painted and ironmongery polished

Existing door to be closed from dining side – with "insert" to create Matre d' desk side – on entrance corridor  
 Timber construction with fluted bronze trims with fluted glass back lining

Timber door with full height fluted glass and bronze ironmongery. Door to swing direction TBC

Central stair runner with Bronze nosing throughout.  
 Stairs to be stripped, restored and painted with handrail left in raw timber

Ground Floor Plan

Note:

Existing architecture and features to be restored, repaired or replaced throughout in accordance with Grade 2 listing guidance – unless otherwise specified.

All obsolete services to be removed and essential services to be concealed as much as possible. New services to be as invisible as possible.

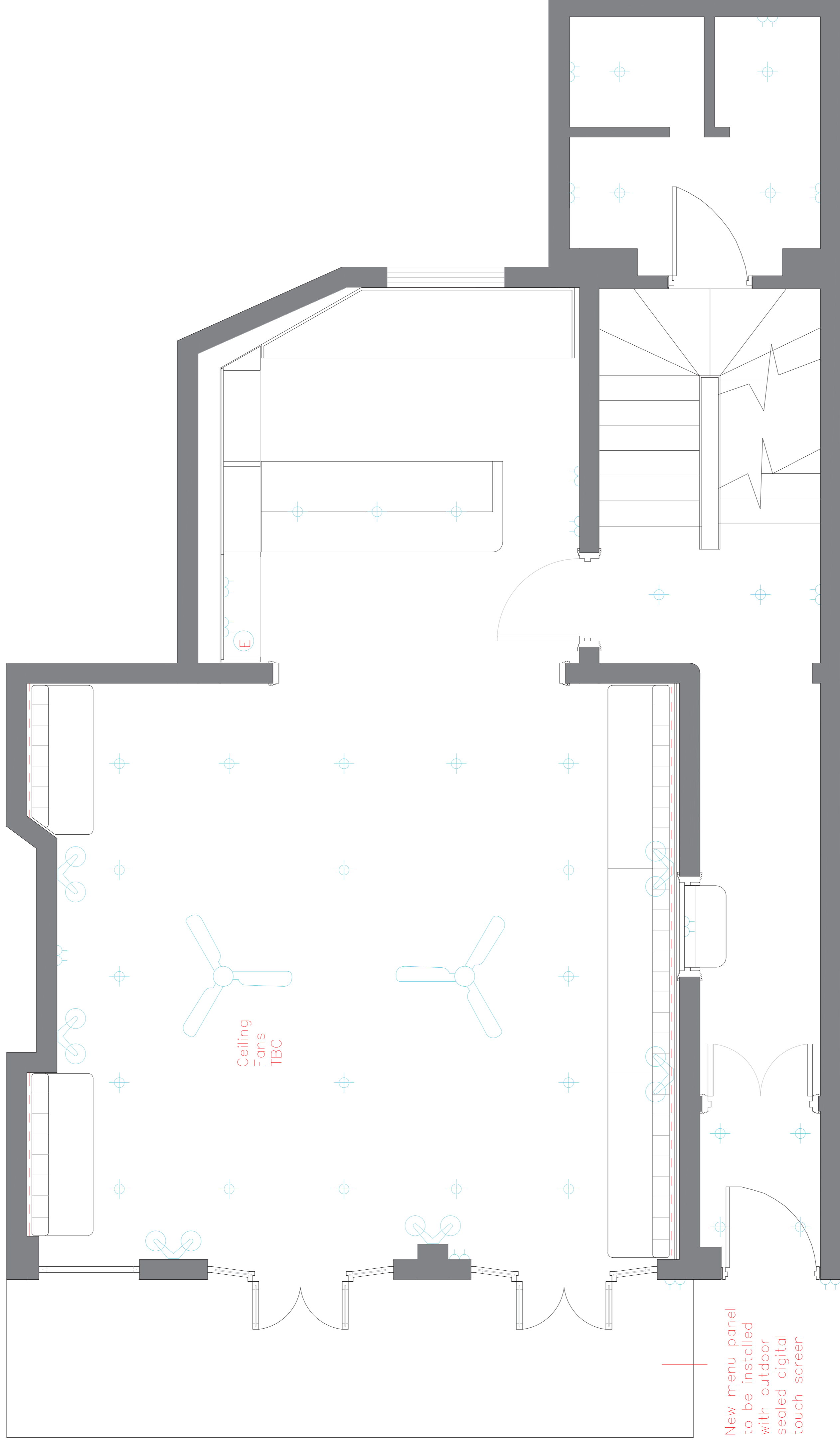
⌚ Double sockets

⌚ Base wall sconce by Tom

--- Strip lights

⊕ Recess spot lights

RCP is notational. Refer to lighting subcontractor for final plans



Ground Floor Draft RCP – Refer to lighting designer

Notes

Contractor must verify all dimensions on site before commencing any work or shop drawings. If this drawing exceeds the quantities taken in any way the Architects are to be informed before the work is installed.

Contractor must verify all dimensions on site before commencing any work or shop drawings. If this drawing exceeds the quantities taken in any way the Architects are to be informed before the work is installed.

Only figured dimensions to be taken from this drawing. Do not scale off this drawing.

Drawings based on Ordnance Survey and/or existing record drawings – design and drawing content subject to Site Survey, Structural Survey, Site Investigations, Planning and Statutory Requirements and Approvals. Authorized reproduction from Ordnance Survey. Map with permission of the Controller of Her Majesty's Stationery Office

Crown Copyright Reserved

Revisions

Rev	Description	By	Date

Signed off by:

Date:

Signature:

**Stoneforce Ltd**  
 Unit 2C Shakepeare Industrial Estate  
 Watlington Road, Watford  
 Herts, WD24 5RR  
 Tel: 08450 702 860  
 Fax: 08450 702 861  
 Email: info@stoneforce.co.uk



Project:

House of Ho

Title:

Ground Floor electrics

Scale:

1:50 @ A3

Date:

25.08.15

Drawn By:

AO

1:25 @ A1

Project No:

15056

Drawing No:

C-4002

Rev:

E

Note:

Existing architecture and features to be restored, repaired or replaced throughout in accordance with Grade 2 listing guidance – unless otherwise specified.

All obsolete services to be removed and essential services to be concealed as much as possible. New services to be as invisible as possible.

Outdoor Stone / Marble floor to match interior inlay pattern to be specified by Studio Minerva

Matt well – Bronze trim High absorbancy with printed logo. A/W by Studio Minerva

Ground Floor – Floor pattern Refer to Minerva for final design

Matt well – Matching black stone border to match restaurant Bronze trim with inset carpet to match/compliment stair runner.

Central stair runner with Bronze nosing throughout. Stairs to be stripped, restored and painted with handrail left in natural timber

Stone / Marble floor inlay pattern to be specified by Studio Minerva

C

Notes  
Contractor must verify all dimensions on site before commencing any work or shop drawings. If this drawing exceeds the quantities taken in any way the Architects are to be informed before the work is installed.  
Contractor must verify all dimensions on site before commencing any work or shop drawings. If this drawing exceeds the quantities taken in any way the Architects are to be informed before the work is installed.  
Only figured dimensions to be taken from this drawing. Do not scale off this drawing.  
Drawings based on Ordnance Survey and/or existing record drawings – design and drawing content subject to Site Survey, Structural Survey, Site Investigations, Planning and Statutory Requirements and Approvals.  
Authorized reproduction from Ordnance Survey. Map with permission of the Controller of Her Majesty's Stationery Office  
Crown Copyright Reserved

Table with 2 columns: Revisions, Date

Signed off by: \_\_\_\_\_  
Date: \_\_\_\_\_  
Signature: \_\_\_\_\_

Stoneforce Ltd  
Unit 2C Shakepeare Industrial Estate  
Widdowes Lane, Watford,  
Herts, WD24 5RR  
Tel: 08450 702 860  
Fax: 08450 702 861  
Email: info@stoneforce.co.uk

Project: House of Ho  
Title: Ground Floor Finishes  
Scale: 1:50 @ A3  
Date: 25.08.15  
Drawn By: AO  
1:25 @ A1  
Project No: 15056  
Drawing No: C-1003  
Rev: E

**Note:**

Existing architecture and features to be restored, repaired or replaced throughout in accordance with Grade 2 listing guidance – unless otherwise specified.

All obsolete services to be removed and essential services to be concealed as much as possible. New services to be as invisible as possible.

Timber wall cabinet with bronze trim.

Power & illumination

3082


Waiter's station  
Visible upon entry

New pier to accept coving

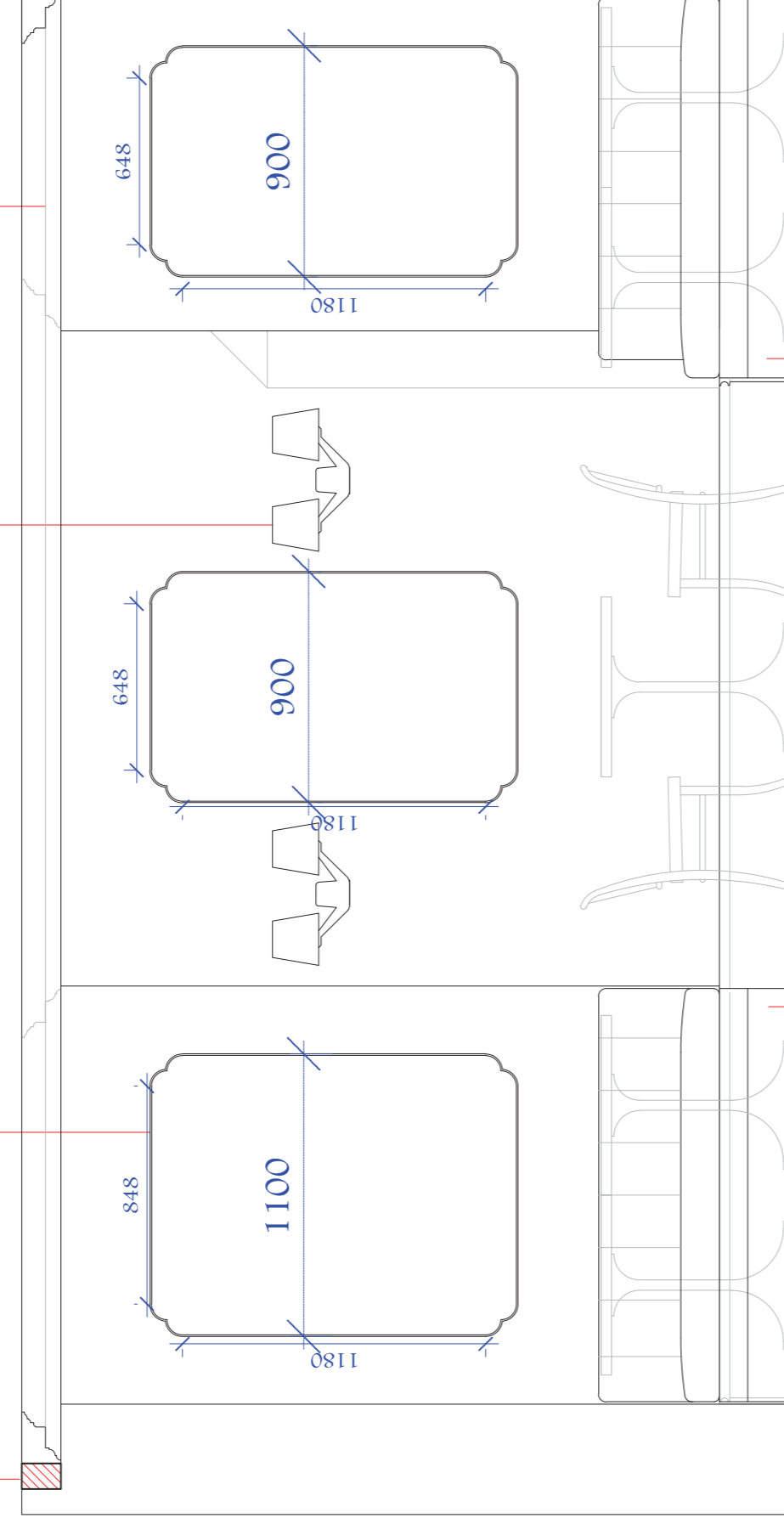
Custom mirror Shaped Bronze frame with mirror inset

Base wall sconce by Tom Dixon


Coving to be re-instated



A Main Dining room – Front wall



B Main Dining room Left wall



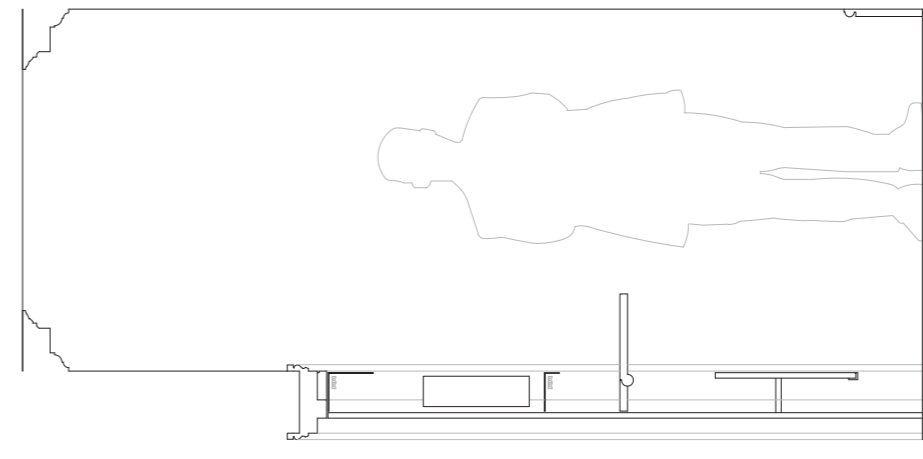
Front of House Kitchen – Left wall

New return coving to match

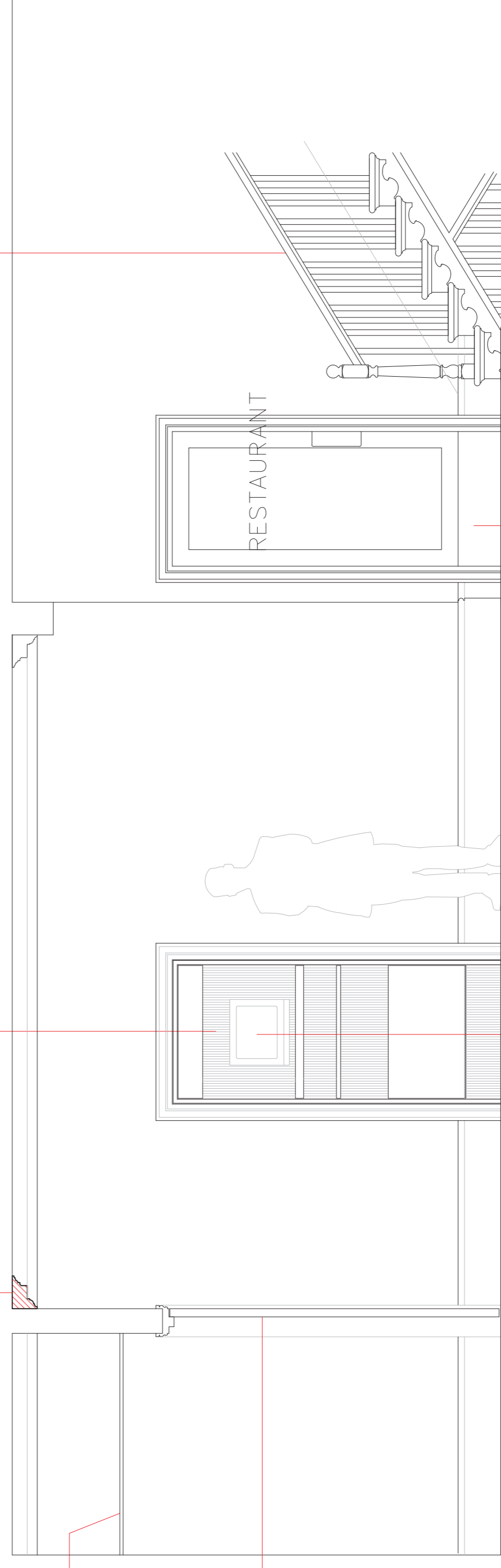
Existing door to be sealed with "insert" to create 'Matre d' desk. See Intervarrit Drawings

Banquette seating with Green velvet (vertical fold) back with complimentary green leather seat.

Stairs to be stripped, restored and painted with handrail left in natural timber



Section



Dropped ceiling to hide overdoor equipment

Double timber door with full height Toughened glass and bronze ironmongery.

C Entrance corridor – Left wall

Timber door with full height toughened glass and bronze ironmongery.

**Notes**

Contractor must verify all dimensions on site before commencing any work or shop drawings. If this drawing exceeds the quantities taken in any way the Architects are to be informed before the work is installed.

Contractor must verify all dimensions on site before commencing any work or shop drawings. If this drawing exceeds the quantities taken in any way the Architects are to be informed before the work is installed.

Only figured dimensions to be taken from this drawing. Do not scale off this drawing.

Drawings based on Ordnance Survey and/or existing record drawings – design and drawing content subject to Site Survey, Structural Survey, Site Investigations, Planning and Statutory Requirements and Approvals. Authorized reproduction from Ordnance Survey. Map with permission of the Controller of Her Majesty's Stationery Office

Crown Copyright Reserved

Revisions	By	Date

Signed off by: \_\_\_\_\_  
Date: \_\_\_\_\_  
Signature: \_\_\_\_\_

**Stoneforce Ltd**  
Unit 2C Shakespeare Industrial Estate  
Windsor Square Street,  
Watford, Herts, WD24 5RR  
Tel: 08450 702 860  
Fax: 08450 702 861  
Email: info@stoneforce.co.uk

Project: **House of Ho**  
Title: **Ground floor elevations**  
Scale: 1:50 @ A3  
Date: 25.08.15  
Drawn By: AO  
1:25 @ A1  
Project No: 15056  
Drawing No: C-5004  
Rev: E

**Note:**

Existing architecture and features to be restored, repaired or replaced throughout in accordance with Grade 2 listing guidance – unless otherwise specified.

All obsolete services to be removed and essential services to be concealed as much as possible. New services to be as invisible as possible.

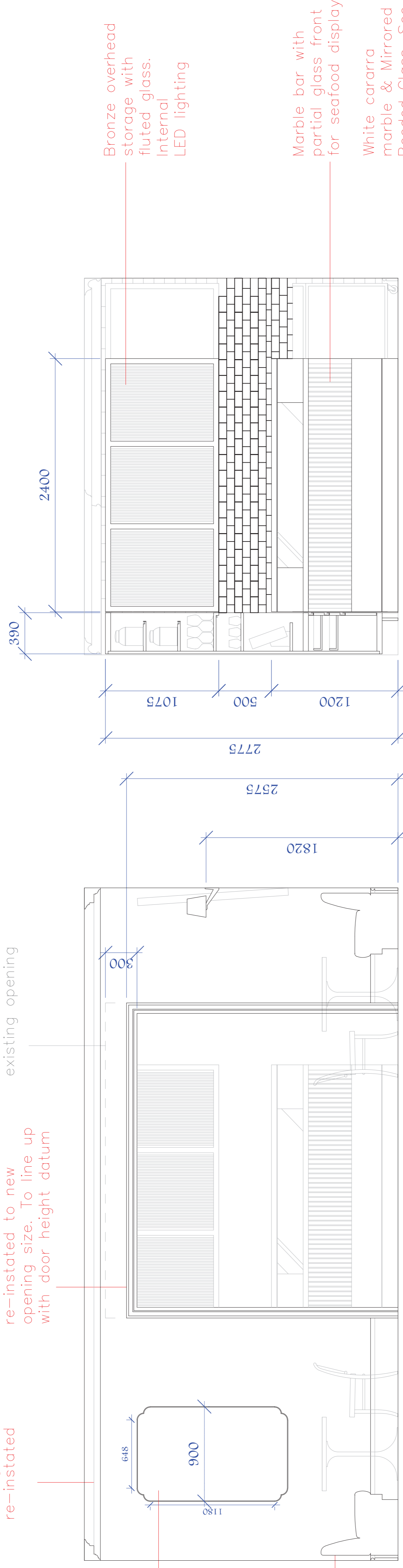
Coving to be re-instated

Architrave to be re-instated to new opening size. To line up with door height datum

Dotted line indicates existing opening

Custom mirror Shaped Bronze frame with mirror inset

Banquette seating with Green velvet (vertical fold) back with complimentary green leather seat.



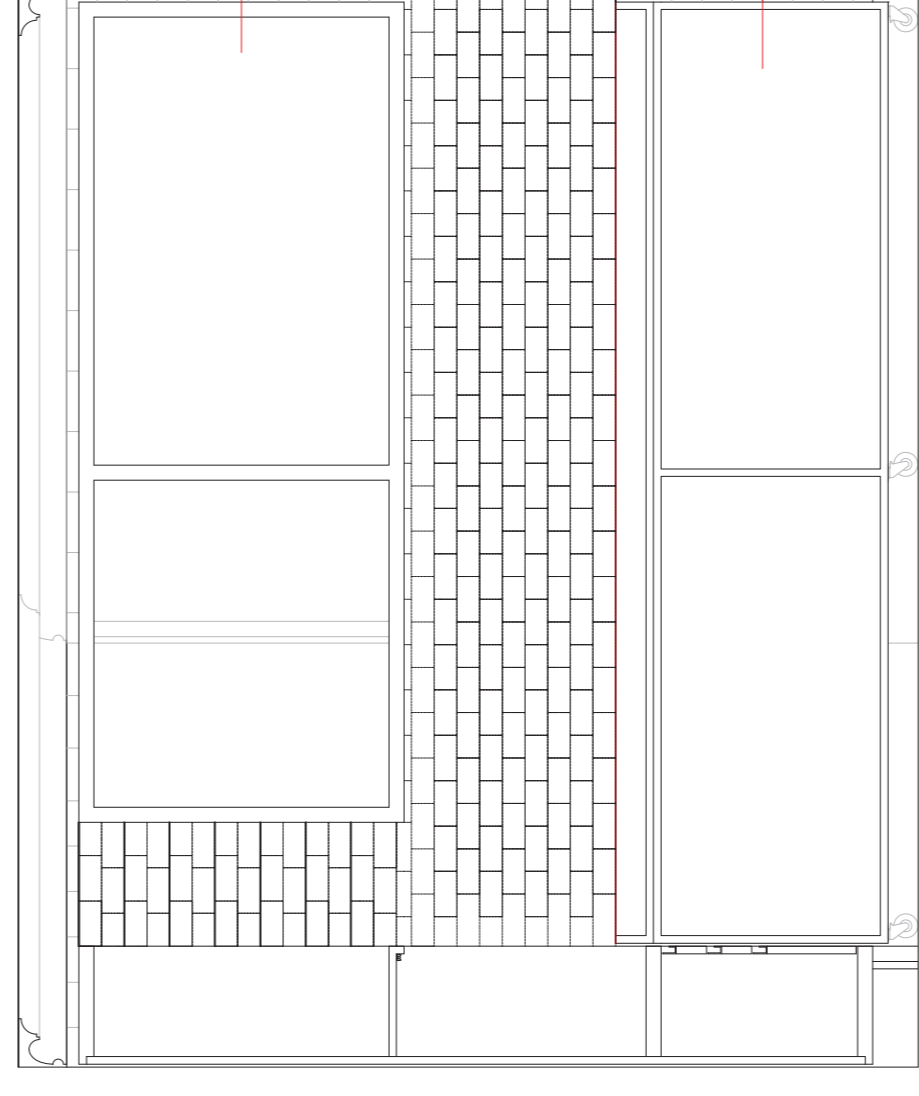
Ⓔ Main Dining room – Back wall

Bronze overhead storage with fluted glass. Internal LED lighting

Marble bar with partial glass front for seafood display

White cararra marble & Mirrored Reeded Glass, See Taskworthy Drawings

Ⓕ Bar elevation



Ⓖ Front of House Kitchen – Back wall

BOH kitchen equipment by Eximius project

**Notes**

Contractor must verify all dimensions on site before commencing any work or shop drawings. If this drawing exceeds the quantities taken in any way the Architects are to be informed before the work is installed.

Contractor must verify all dimensions on site before commencing any work or shop drawings. If this drawing exceeds the quantities taken in any way the Architects are to be informed before the work is installed.

Only figured dimensions to be taken from this drawing. Do not scale off this drawing.

Drawings based on Ordnance Survey and/or existing record drawings – design and drawing content subject to Site Survey, Structural Survey, Site Investigations, Planning and Statutory Requirements and Approvals. Authorized reproduction from Ordnance Survey. Map with permission of the Controller of Her Majesty's Stationery Office

Crown Copyright Reserved

Revisions	By	Date

Signed off by: \_\_\_\_\_  
 Date: \_\_\_\_\_  
 Signature: \_\_\_\_\_

**Stoneforce Ltd**  
 Unit 2C Shakepeare Industrial Estate  
 Watlington Road, Watford  
 Herts, WD24 5RR  
 Tel: 08450 702 860  
 Fax: 01450 702 861  
 Email: info@stoneforce.co.uk

Project: **House of Ho**

Title: **Ground Floor Elevations**

Scale:	Date:	Drawn By:
1:50 @ A3	5.10.15	AO
1:25 @ A1		
Project No:	Drawing No:	Rev:
15056	C-5005	E

Note:

Existing architecture and features to be restored, repaired or replaced throughout in accordance with Grade 2 listing guidance – unless otherwise specified.

All obsolete services to be removed and essential services to be concealed as much as possible. New services to be as invisible as possible.

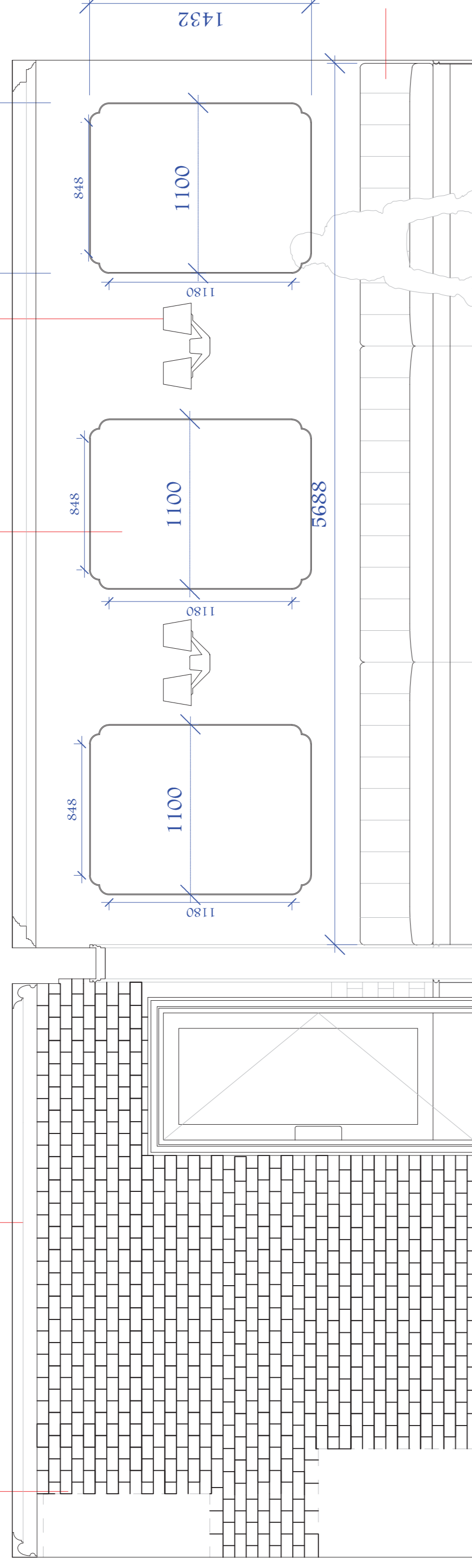
75mm x 100mm Bevelled white glazed tile – laid in brick bond pattern with anthracite epoxy grout

Coving to be re-instated

Timber door with full height Toughened glass and bronze ironmongery. Door to swing in direction TBC

Custom mirror Shaped Bronze frame with mirror inset

Base wall sconce by Tom Dixon

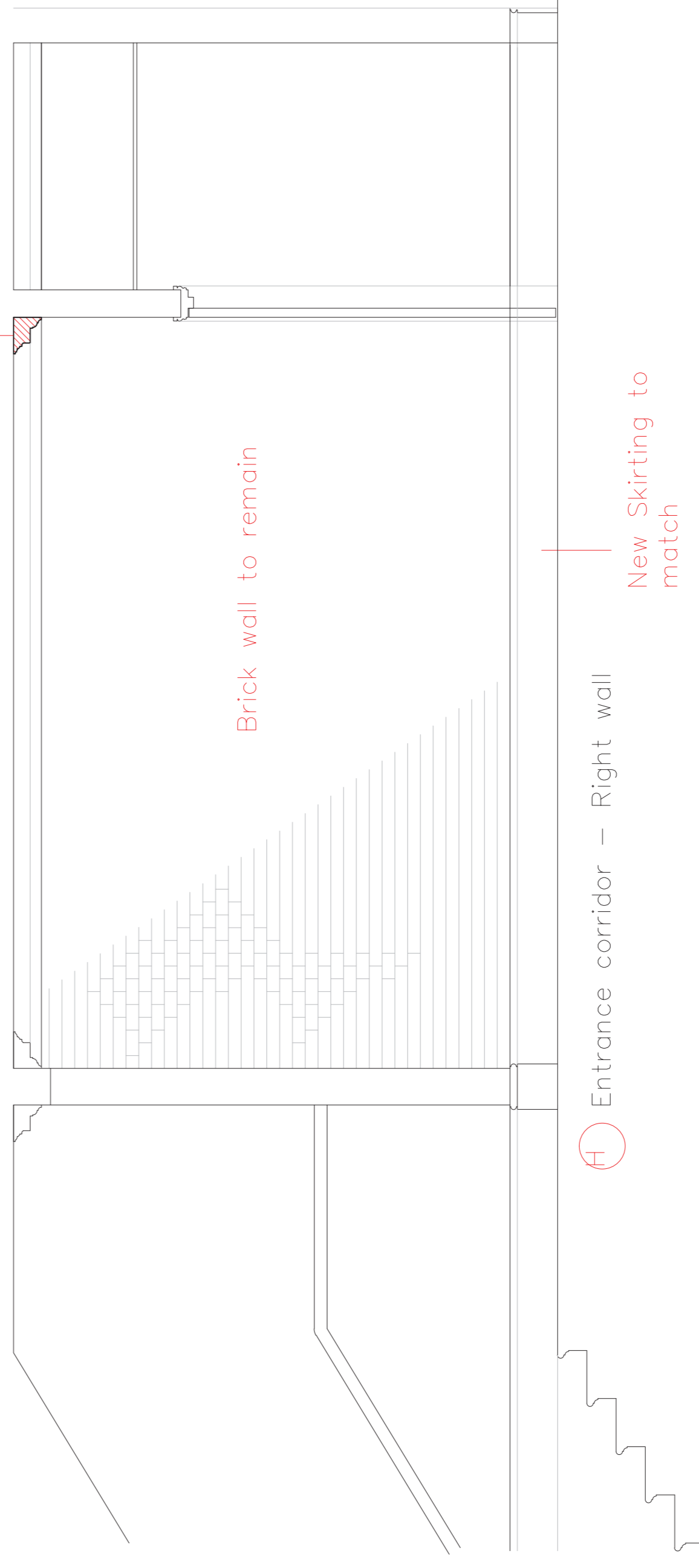


Banquette seating with Green velvet (vertical fold) back with complimentary green leather seat. Illuminated at skirting as well as uplighting behind backrest

Front of House Kitchen – Right wall

Main Dining room – Right wall

New return coving to match



Brick wall to remain

Entrance corridor – Right wall

New Skirting to match

Notes

Contractor must verify all dimensions on site before commencing any work or shop drawings. If this drawing exceeds the quantities taken in any way the Architects are to be informed before the work is installed.

Contractor must verify all dimensions on site before commencing any work or shop drawings. If this drawing exceeds the quantities taken in any way the Architects are to be informed before the work is installed.

Only figured dimensions to be taken from this drawing. Do not scale off this drawing.

Drawings based on Ordnance Survey and/or existing record drawings – design and drawing content subject to Site Survey, Structural Survey, Site Investigations, Planning and Statutory Requirements and Approvals. Authorized reproduction from Ordnance Survey. Map with permission of the Controller of Her Majesty's Stationery Office

Crown Copyright Reserved

Revisions

Rev	Description	By	Date

Signed off by:

Date:

Signature:

**Stoneforce Ltd**  
Unit 2C Shakespeare Industrial Estate  
Windsor Square Street,  
Watford  
Herts, WD24 5RR  
Tel: 08450 702 860  
Fax: 08450 702 861  
Email: info@stoneforce.co.uk

Project:

House of Ho

Title:

Ground Floor elevations

Scale:

1:50 @ A3  
1:25 @ A1

Date:

5.10.15

Drawn By:

AO

Project No:

15056

Drawing No:

C-5006

Rev:

E

Note:

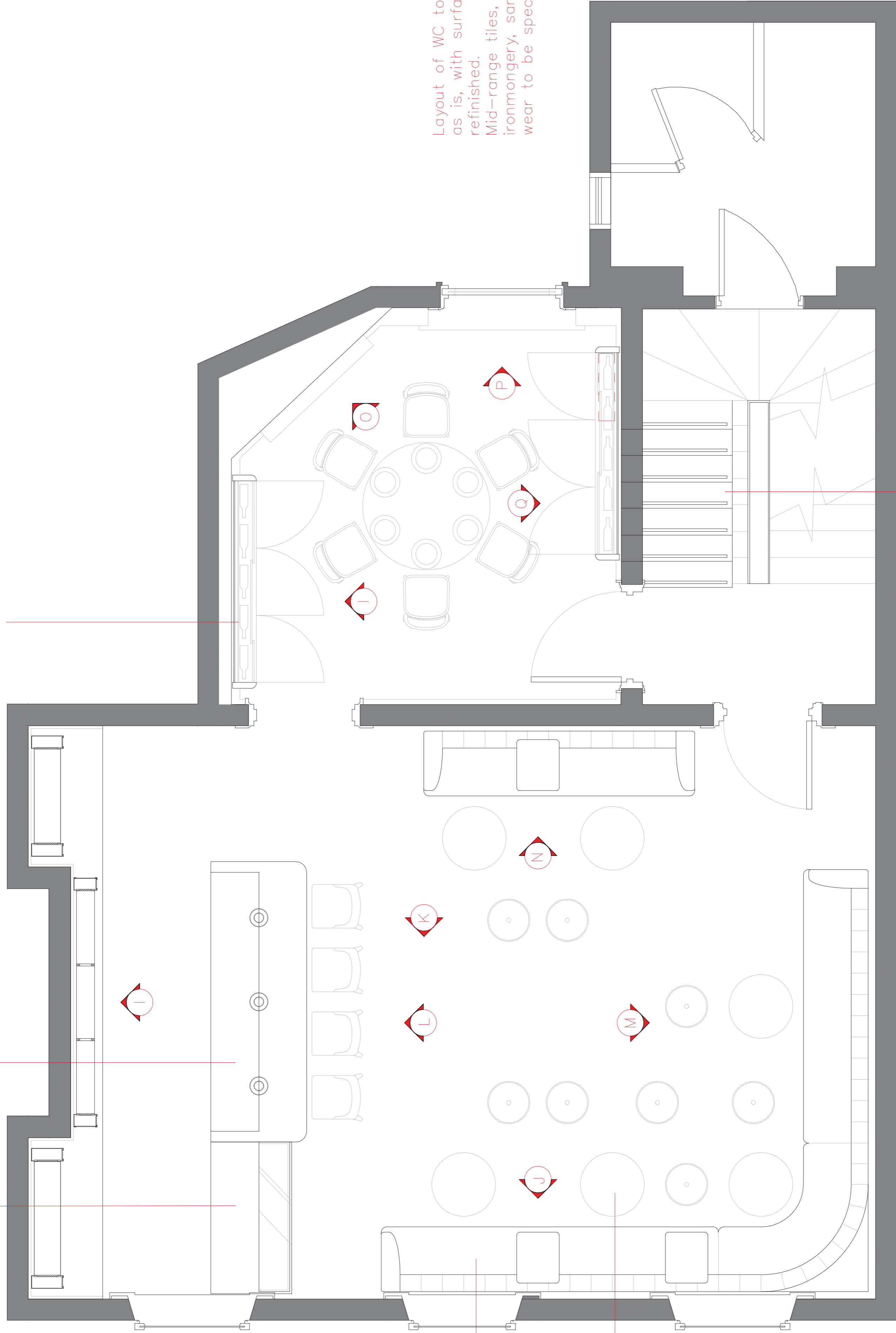
Existing architecture and features to be restored, repaired or replaced throughout in accordance with Grade 2 listing guidance – unless otherwise specified.

All obsolete services to be removed and essential services to be concealed as much as possible. New services to be as invisible as possible.

Grey marble seafood bar with bronze trims and a glass display. LED lighting for display, below counter level and at skirting level.

White Marble bar – white cararra marble & Reeded glass with bronze trims. LED lighting below counter level and at skirting level.

Timber cabinet for storing / displaying wine. Glass shelves with lip detail to retain bottles – Internally lit Sliding glass doors. Wine display system as per Intervari's Detail Drawings



1st floor Plan

Banquette seating with Green velvet (vertical fold) back with complimentary green leather seat

White Carrara top

Stair runner with Bronze nosing throughout.

Stairs to be stripped, restored and painted with handrail left in raw timber

Layout of WC to be left as is, with surfaces refinished. Mid-range tiles, ironmongery, sanitary wear to be specified.

Notes

Contractor must verify all dimensions on site before commencing any work or shop drawings. If this drawing exceeds the quantities taken in any way the Architects are to be informed before the work is installed.

Contractor must verify all dimensions on site before commencing any work or shop drawings. If this drawing exceeds the quantities taken in any way the Architects are to be informed before the work is installed.

Only figured dimensions to be taken from this drawing. Do not scale off this drawing.

Drawings based on Ordnance Survey and/or existing record drawings – design and drawing content subject to Site Survey, Structural Survey, Site Investigations, Planning and Statutory Requirements and Approvals. Authorized reproduction from Ordnance Survey. Map with permission of the Controller of Her Majesty's Stationary Office

Crown Copyright Reserved

Revisions	By	Date

Signed off by:

Date:

Signature:

**Stoneforce Ltd**  
 Unit 2C Shakepeare Industrial Estate  
 Watling Street, Watford, Herts, WD24 5RR  
 Tel: 08450 702 860 Fax: 01945 702 861  
 Email: info@stoneforce.co.uk



Project:

House of Ho

Title:

1st Floor General Arrangement

Scale: 1:50 @ A3

1:25 @ A1

Date: 25.08.15

Drawn By: AO

Project No: 15056


Drawing No: C-1007

Rev: E

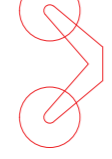
Note:

Existing architecture and features to be restored, repaired or replaced throughout in accordance with Grade 2 listing guidance – unless otherwise specified.

All obsolete services to be removed and essential services to be concealed as much as possible. New services to be as invisible as possible.



Double sockets



Base wall sconce by Tom Dixon



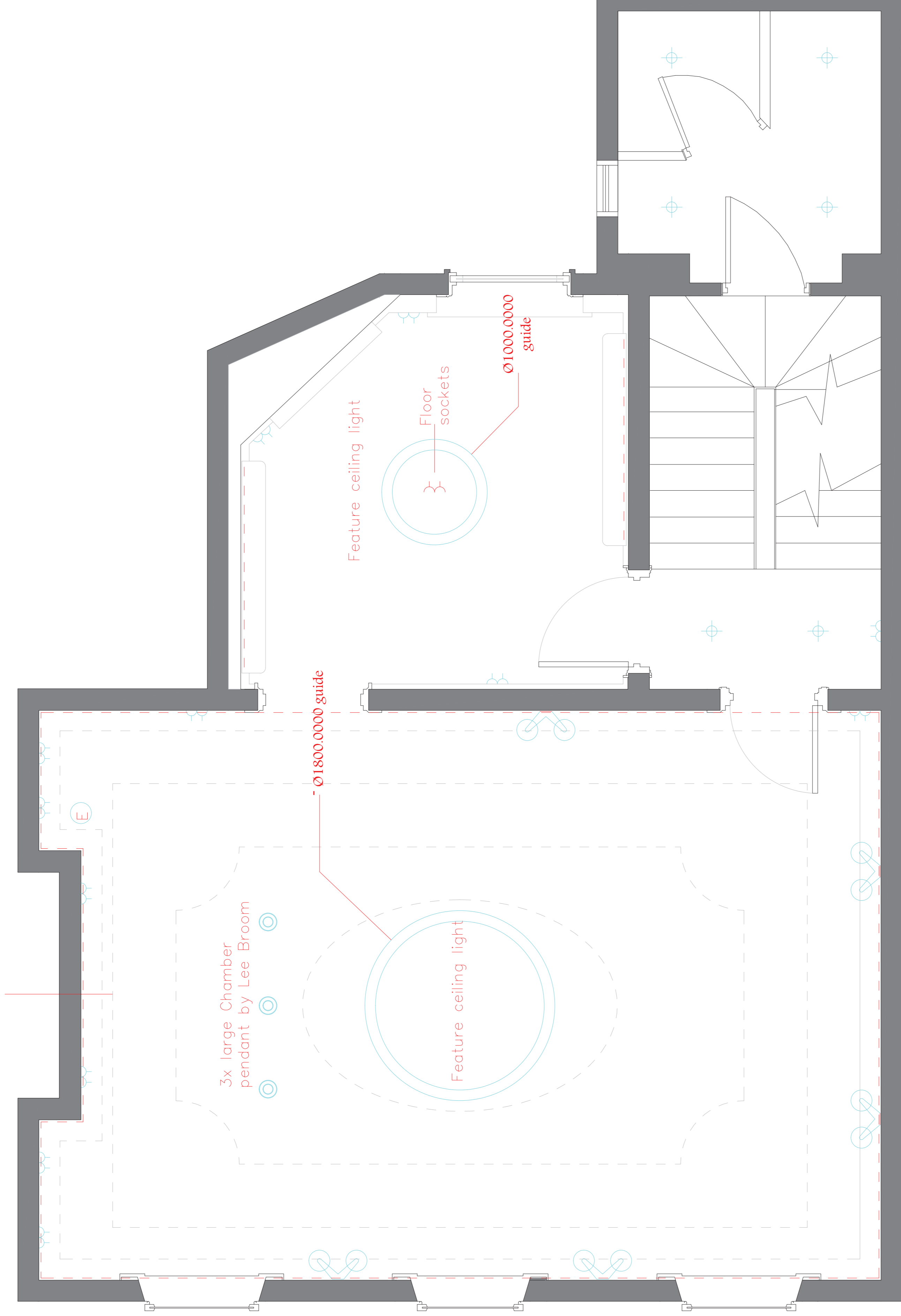
LED strip lights



Recess spot lights

RCP is notational. Refer to lighting subcontractor for final plans

Mouldings to be gold-leafed if condition suits  
TBC



1st floor front room – Ceiling geometry

Notes

Contractor must verify all dimensions on site before commencing any work or shop drawings. If this drawing exceeds the quantities taken in any way the Architects are to be informed before the work is installed.

Contractor must verify all dimensions on site before commencing any work or shop drawings. If this drawing exceeds the quantities taken in any way the Architects are to be informed before the work is installed.

Only figured dimensions to be taken from this drawing. Do not scale off this drawing.

Drawings based on Ordnance Survey and/or existing record drawings – design and drawing content subject to Site Survey, Structural Survey, Site Investigations, Planning and Statutory Requirements and Approvals. Authorized reproduction from Ordnance Survey. Map with permission of the Controller of Her Majesty's Stationery Office

Crown Copyright Reserved

Revisions	By	Date

Signed off by:

Date:

Signature:

**Stoneforce Ltd**  
 Unit 2C Shakepeare Industrial Estate  
 Watlington Road, Watford  
 Herts, WD24 5RR  
 Tel: 08450 702 860  
 Fax: 01849 702 861  
 Email: info@stoneforce.co.uk

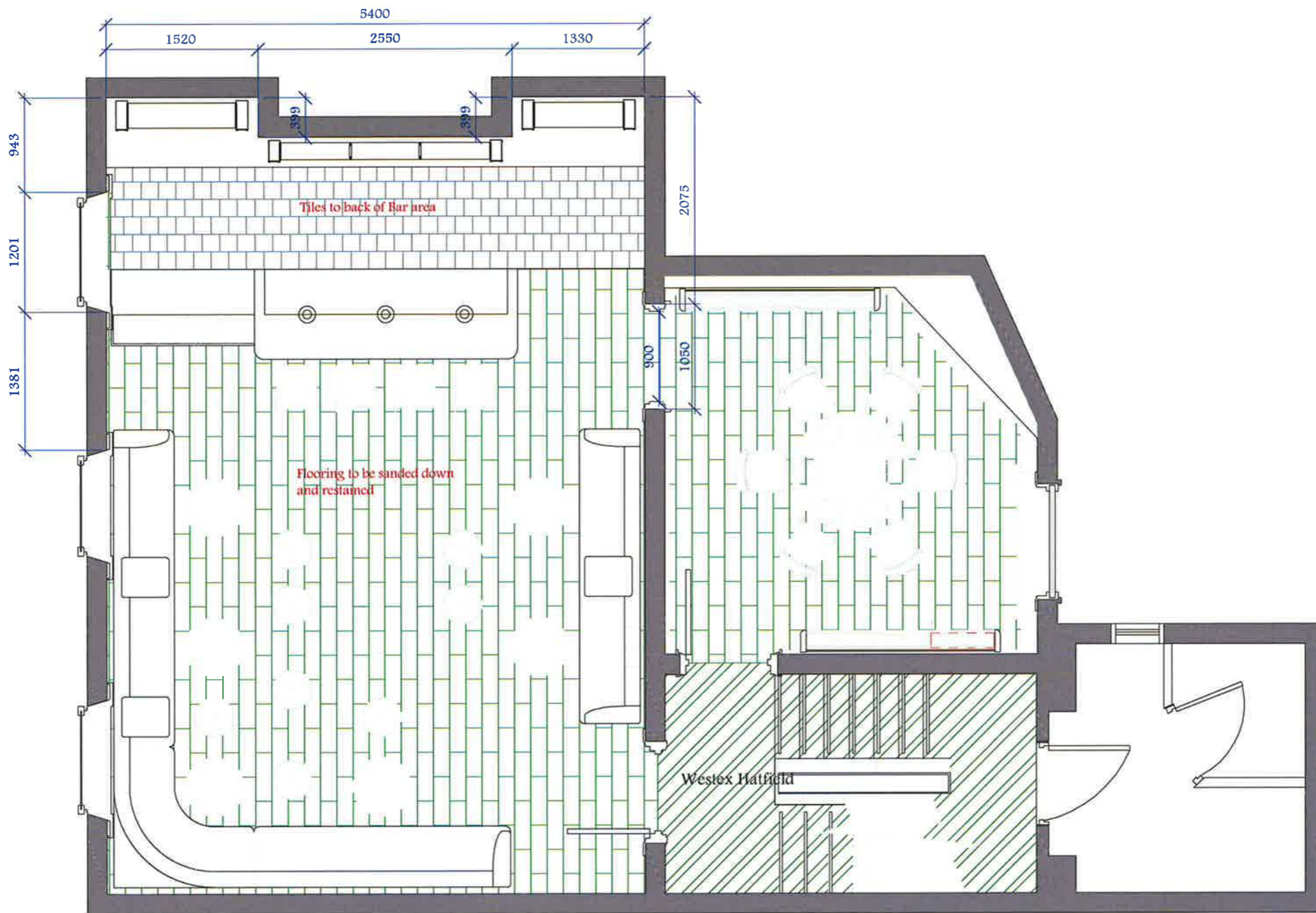
Project: House of Ho

Title: 1st Floor RCP

Scale:	Date:	Drawn By:
1:50 @ A3	25.08.15	AO
1:25 @ A1		

Project No:	Drawing No:	Rev:
15056	C-4008	E





1st floor Plan

Notes

Contractor must verify all dimensions on site before commencing any work or shop drawings. If this drawing exceeds the quantities taken in any way the Architects are to be informed before the work is installed.

Contractor must verify all dimensions on site before commencing any work or shop drawings. If this drawing exceeds the quantities taken in any way the Architects are to be informed before the work is installed.

Only figured dimensions to be taken from this drawing. Do not scale off this drawing.

Drawings based on Ordnance Survey and/or existing record drawings - design and drawing content subject to Site Survey, Structural Survey, Site Investigations, Planning and Statutory Requirements and Approvals. Authorized reproduction from Ordnance Survey Map with permission of the Controller of Her Majesty's Stationery Office

Crown Copyright Reserved

Revisions

Rev	Description	By	Date

Signed off by:

Date:

Signature:

**Stoneforce Ltd**  
  
 Unit 2C Shakespeare Industrial Estate  
 Shakespeare Street,  
 Watford,  
 Herts. WD24 5RR  
 Tel: 08450 702 860  
 Fax: 08450 702 861  
 E-mail: info@stoneforce.co.uk

Project:

House of Ho

Title:

1st Floor Finishes

Scale	Date	Drawn By
1:50 @ A3	25.08.15	AO
1:25 @ A1		
Project No	Drawing No	Rev
15056	C-1009	E

Notes

Contractor must verify all dimensions on site before commencing any work or shop drawings. If this drawing exceeds the quantities taken in any way the Architects are to be informed before the work is installed.

Contractor must verify all dimensions on site before commencing any work or shop drawings. If this drawing exceeds the quantities taken in any way the Architects are to be informed before the work is installed.

Only figured dimensions to be taken from this drawing. Do not scale off this drawing.

Drawings based on Ordnance Survey and/or existing record drawings—design and drawing content subject to Site Survey, Structural Survey, Site Investigations, Planning and Statutory Requirements and Approvals. Authorized reproduction from Ordnance Survey. Map with permission of the Controller of Her Majesty's Stationery Office

Crown Copyright Reserved

Revisions

Rev	Description	By	Date

Signed off by:

Date:

Signature:

**Stoneforce Ltd**  
 Unit 2C Shakepeare  
 Industrial Estate  
 Watlington Road  
 Watford  
 Herts. WD24 5RR  
 Tel: 08450 702 860  
 Fax: 08450 702 861  
 Email: [info@stoneforce.co.uk](mailto:info@stoneforce.co.uk)



STONEFORCE GROUP

Project:

House of Ho

Title:

1st Floor elevations

Scale:

1:50 @ A3

1:25 @ A1

Project No:

15056

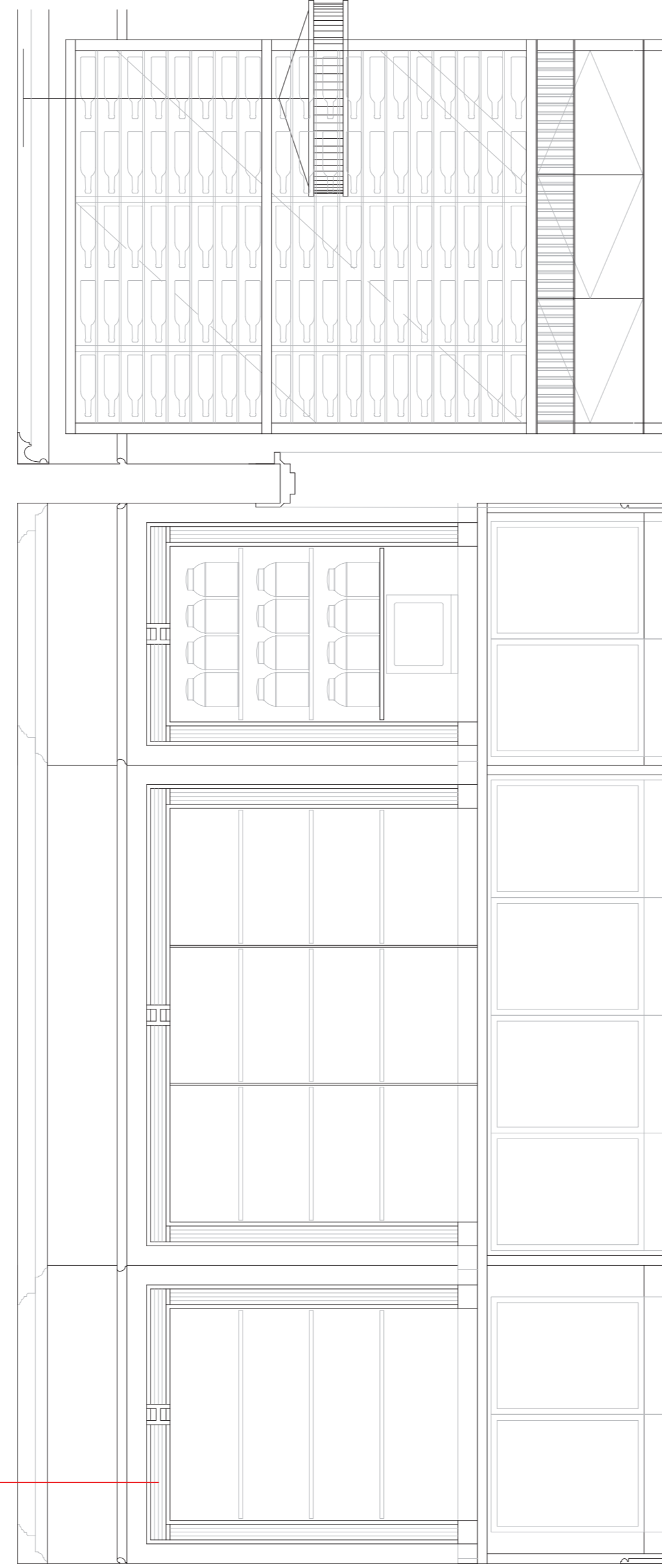
Drawing No:

C-5010

Rev:


E

Bronze frame with fluted glass on marble upstand by counter top.  
Glass shelves with led illuminating content as well as rear surface  
Refer to 15056-SFJ-7010

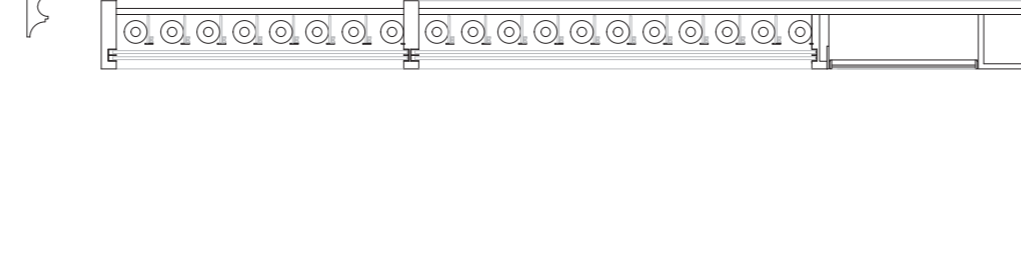


① 1st floor front room Left wall (Back bar)

1st floor Small room - Left wall Wine Wall



Wine Wall Side



Section A Wine Wall Section

Note:

Existing architecture and features to be restored, repaired or replaced throughout in accordance with Grade 2 listing guidance – unless otherwise specified.

All obsolete services to be removed and essential services to be concealed as much as possible.  
New services to be as invisible as possible.

Notes

Contractor must verify all dimensions on site before commencing any work or shop drawings. If this drawing exceeds the quantities taken in any way the Architects are to be informed before the work is installed.

Contractor must verify all dimensions on site before commencing any work or shop drawings. If this drawing exceeds the quantities taken in any way the Architects are to be informed before the work is installed.

Only figured dimensions to be taken from this drawing. Do not scale off this drawing.

Drawings based on Ordnance Survey and/or existing record drawings – design and drawing content subject to Site Survey, Structural Survey, Site Investigations, Planning and Statutory Requirements and Approvals.  
Authorized reproduction from Ordnance Survey. Map with permission of the Controller of Her Majesty's Stationery Office

Crown Copyright Reserved

J 1st floor front room – Front wall

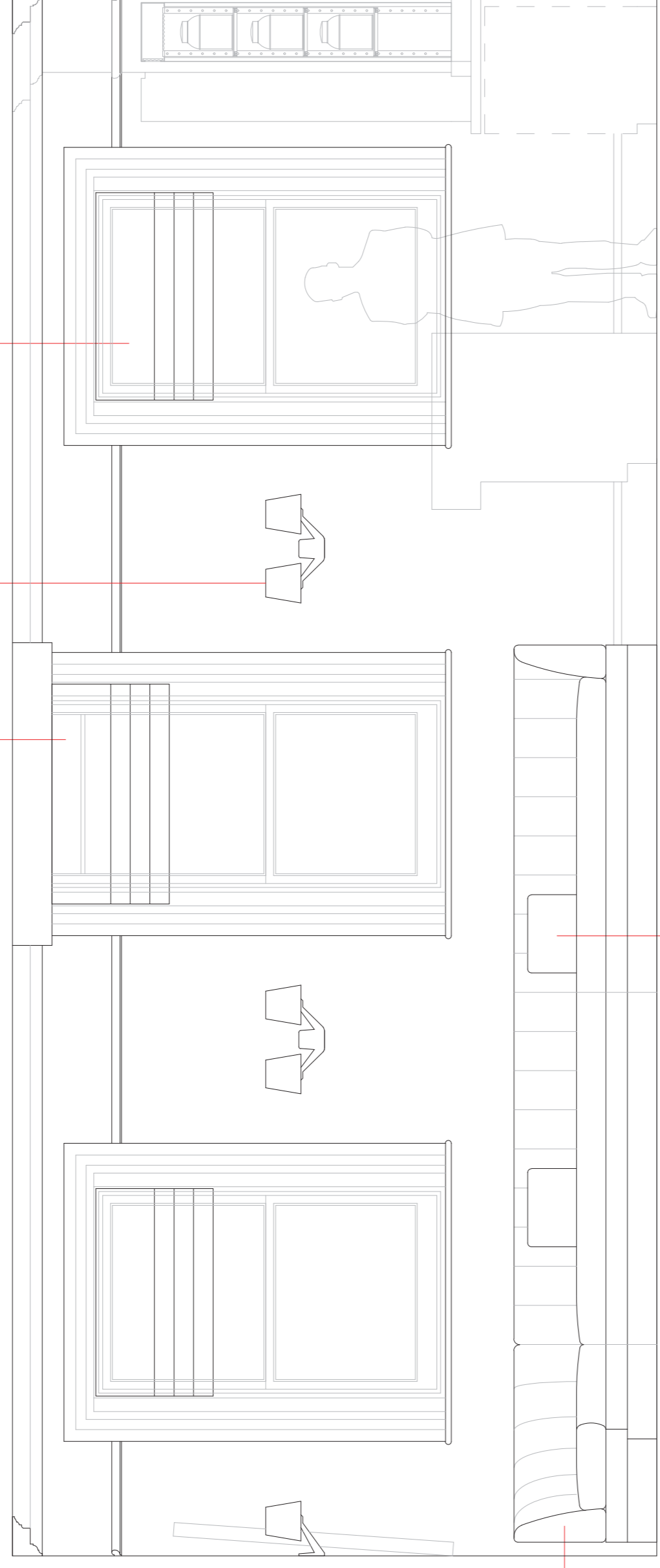
Banquette seating with Green velvet (vertical fold) back with complimentary green leather seat

Loose weighted armrest

Roman blinds As per agreed sample

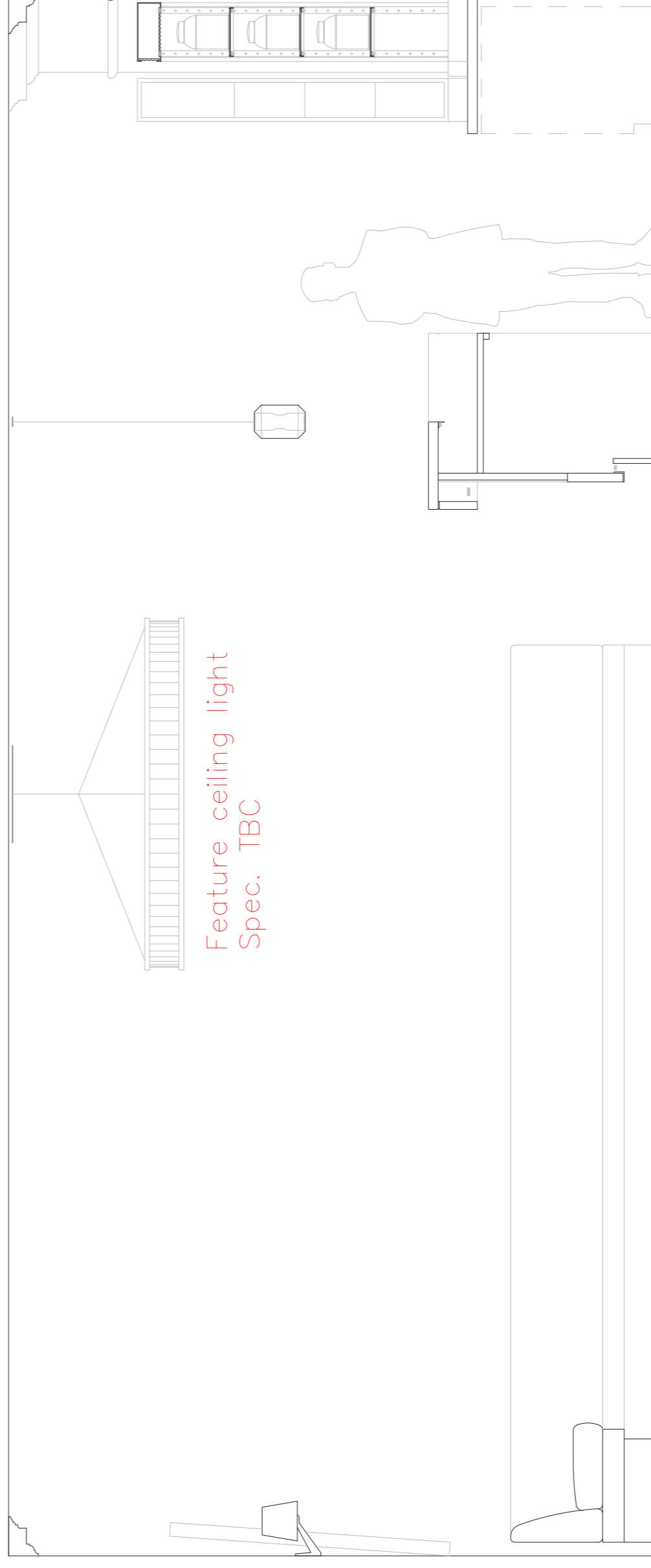
Base wall sconce by Tom Dixon

Roman blinds As per agreed sample



K

Feature ceiling light Spec. TBC



Revisions

Rev	Description	By	Date

Signed off by:

Date:

Signature:

**Stoneforce Ltd**  
Unit 2C Shakepeare Industrial Estate  
Windsor Square Street,  
Watford  
Herts. WD24 5RR  
Tel: 08450 702 860  
Fax: 08450 702 861  
Email: info@stoneforce.co.uk

Project:

House of Ho

Title:

1st Floor elevations

Scale:	Date:	Drawn By:
1:50 @ A3	25.08.15	AO
1:25 @ A1		

Project No:	Drawing No:	Rev:
15056	C-5011	E

Note:

Existing architecture and features to be restored, repaired or replaced throughout in accordance with Grade 2 listing guidance – unless otherwise specified.

All obsolete services to be removed and essential services to be concealed as much as possible. New services to be as invisible as possible.

Notes

Contractor must verify all dimensions on site before commencing any work or shop drawings. If this drawing exceeds the quantities taken in any way the Architects are to be informed before the work is installed.

Contractor must verify all dimensions on site before commencing any work or shop drawings. If this drawing exceeds the quantities taken in any way the Architects are to be informed before the work is installed.

Only figured dimensions to be taken from this drawing. Do not scale off this drawing.

Drawings based on Ordnance Survey and/or existing record drawings – design and drawing content subject to Site Survey, Structural Survey, Site Investigations, Planning and Statutory Requirements and Approvals. Authorized reproduction from Ordnance Survey. Map with permission of the Controller of Her Majesty's Stationery Office

Crown Copyright Reserved

Revisions

Rev	Description	By	Date

Signed off by:

Date:

Signature:

Stoneforce Ltd

Unit 2C Shakepeare  
Industrial Estate  
Windsor Square Street,  
Watford  
Herts. WD24 5RR  
Tel: 08450 702 860  
Fax: 08450 702 861  
Email: info@stoneforce.co.uk



STONEFORCE GROUP

Project:

House of Ho

Title:

1st Floor Elevations

Scale:

1:50 @ A3  
1:25 @ A1

Date:

25.08.15

Drawn By:

AO

Project No:

15056

Drawing No:

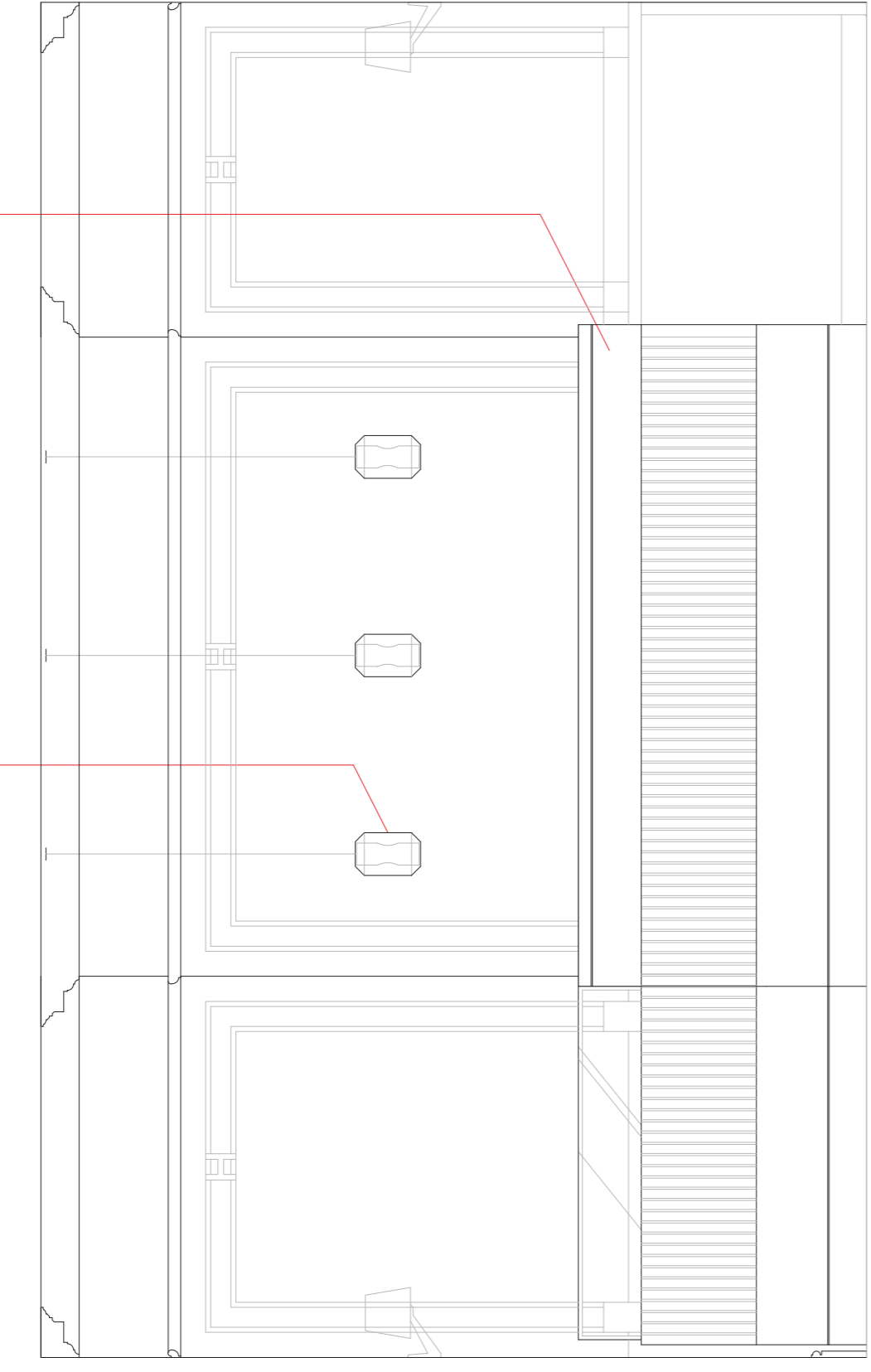
C-5012

Rev:

E

Grey Marble bar –  
Grey bardiglio &  
mirrored Reeded  
glass with bronze  
trims. LED lighting  
below counter level  
and at skirting  
level.

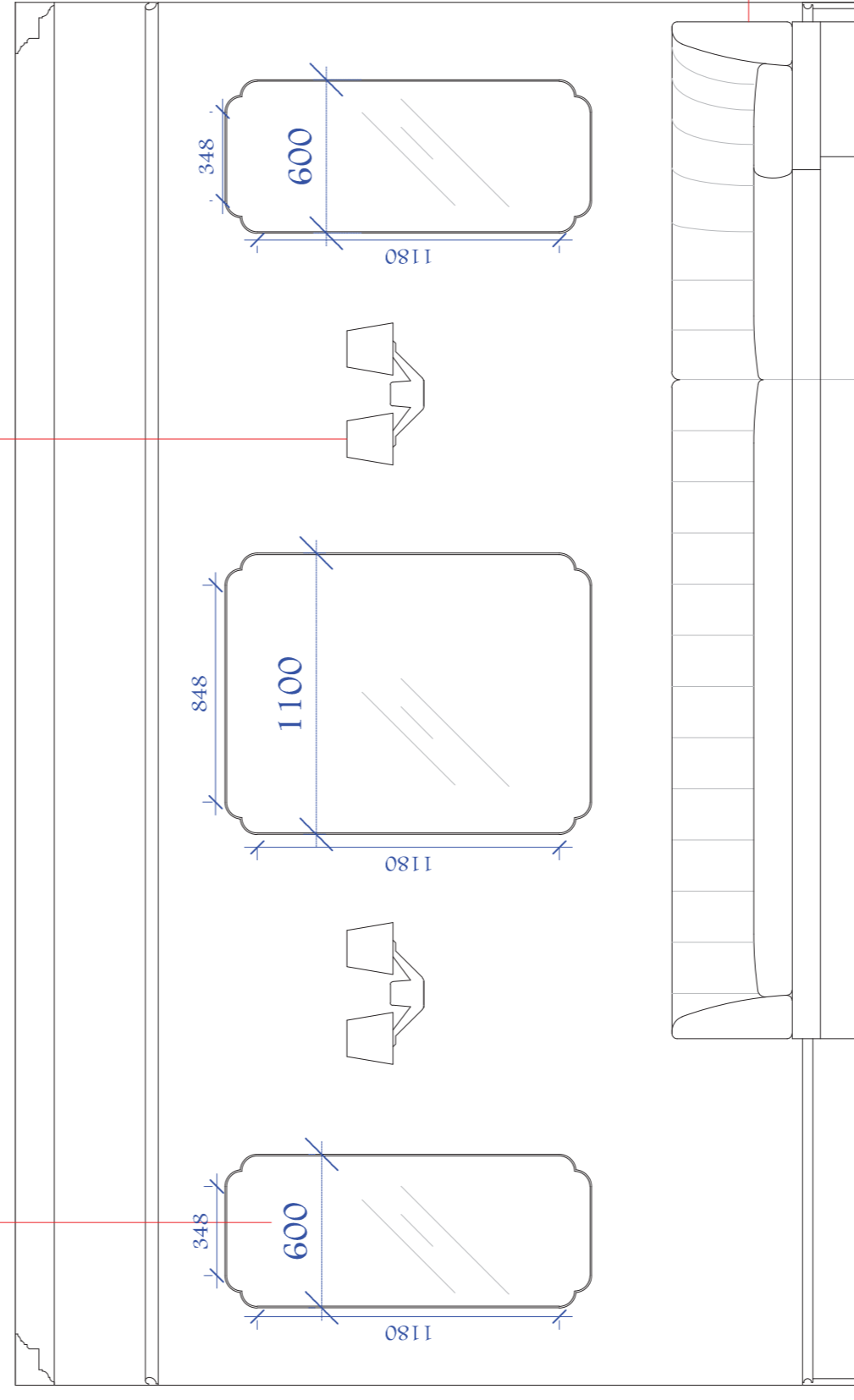
3x large Chamber  
pendant by Lee Broom



(L) 1st floor front room Left wall (Bar)


Custom mirror  
Shaped Bronze frame  
with mirror inset

Base wall  
sconce  
by Tom Dixon



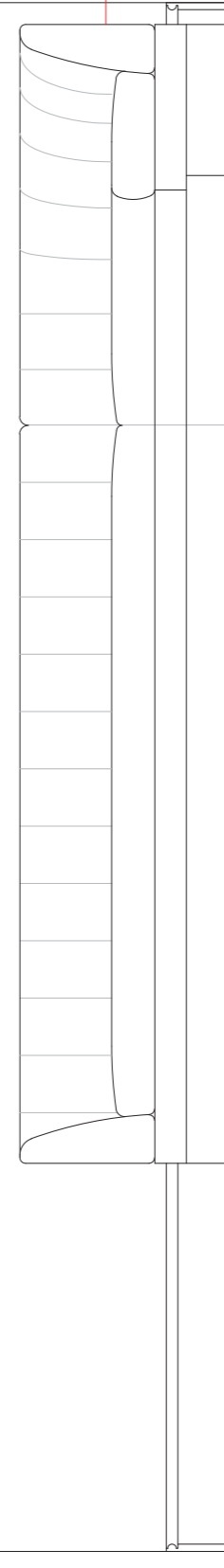
(M) 1st floor front room – Right wall (Bar)

Stairs to be stripped,  
restored and painted with  
handrail left in raw timber



1st floor Landing  
Left wall

Banquette seating with Green velvet  
(vertical fold) back  
with complimentary green leather  
seat



Note:

Existing architecture and features to be restored, repaired or replaced throughout in accordance with Grade 2 listing guidance – unless otherwise specified.

All obsolete services to be removed and essential services to be concealed as much as possible. New services to be as invisible as possible.

Timber cabinet for storing / displaying wine. Glass shelves with lip detail to retain bottles – Internally lit Sliding glass doors.

Wine display system as per Intervari's detail drawings

Custom mirror Shaped Bronze frame with mirror inset

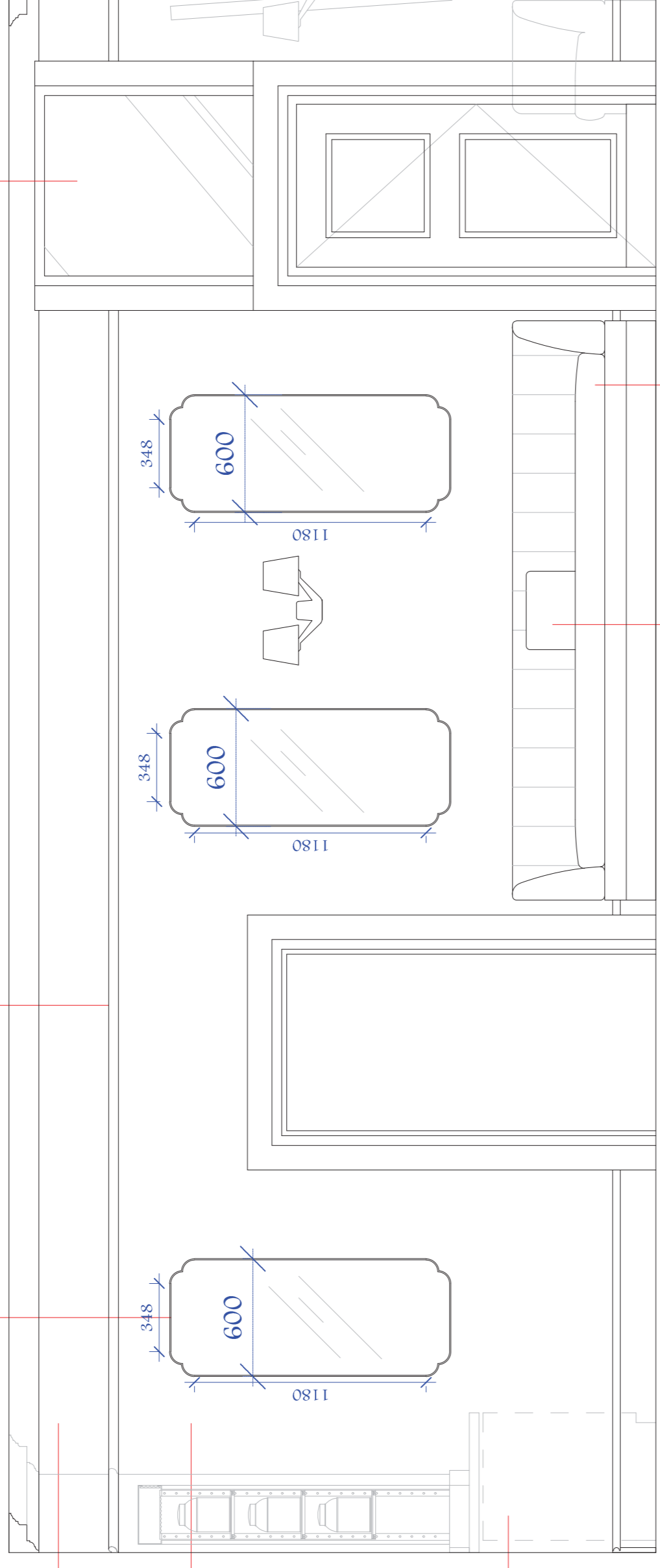
Picture rail to be brought forward with space for strip lighting and cables if required

Existing panel to be removed and replaced with Bottle green glass and applied decals. A/W by Studio Minerva

Picture rail & above painted white

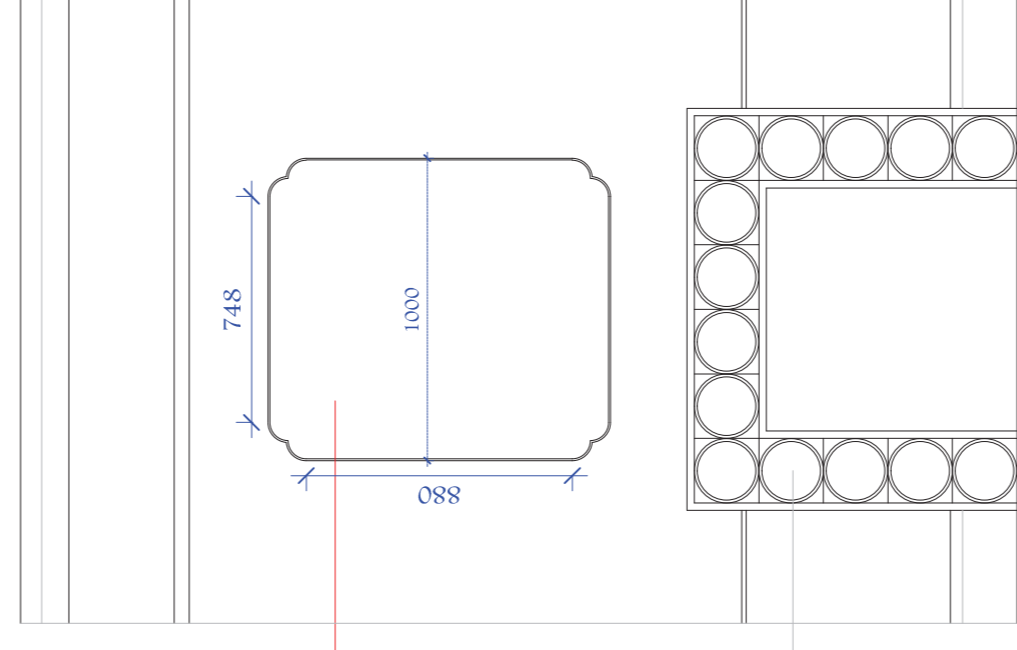
Painted a colour below picture rail

Bar / kitchen equipment by Eximius project



(N) 1st floor front room – Back wall

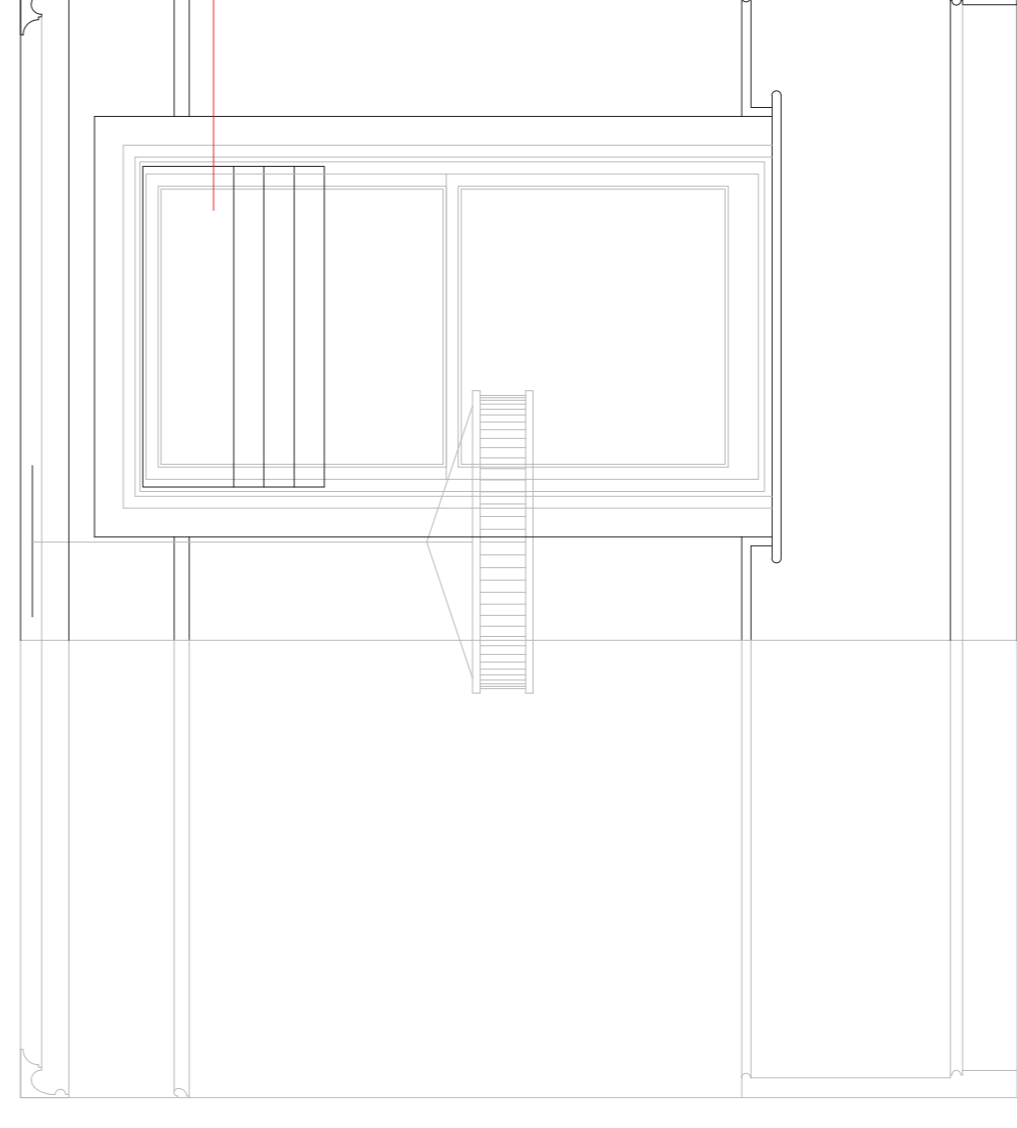
Loose weighted armrest  
Banquette seating with Green velvet (vertical fold) back with complimentary green leather seat



Custom mirror Shaped Bronze frame with mirror inset


Existing

(O) 1st floor Small room Fire place elevation

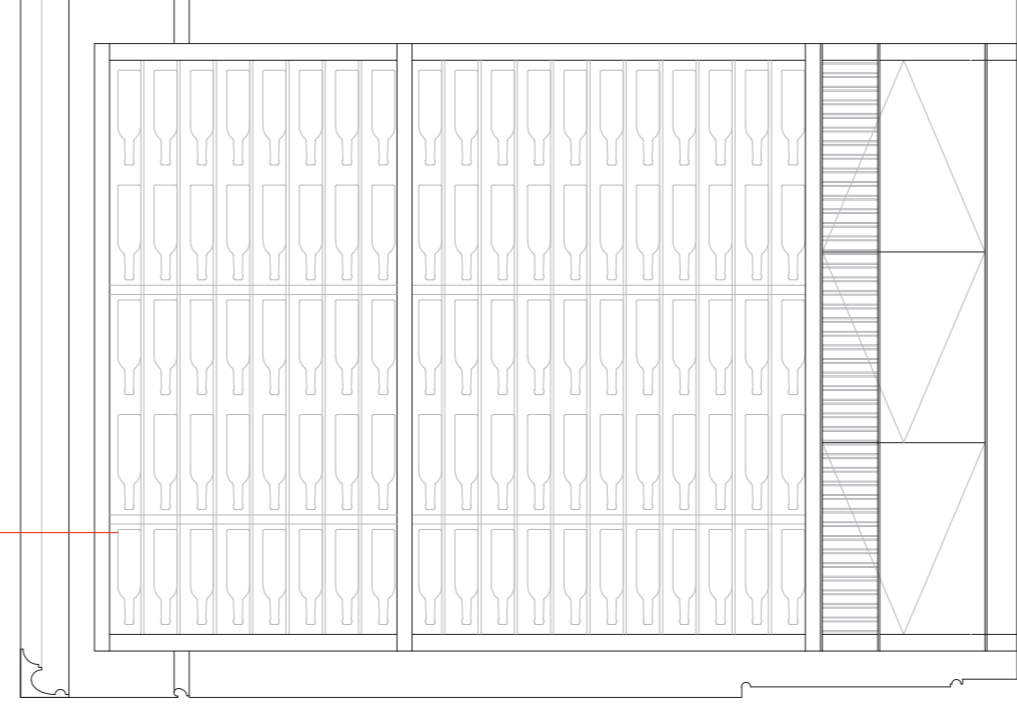


Roman blinds

(P) 1st floor Small room – Back wall



(Q) 1st floor Small room Right wall Storage



(I) 1st floor Small room – Left wall

Notes

Contractor must verify all dimensions on site before commencing any work or shop drawings. If this drawing exceeds the quantities taken in any way the Architects are to be informed before the work is installed.

Contractor must verify all dimensions on site before commencing any work or shop drawings. If this drawing exceeds the quantities taken in any way the Architects are to be informed before the work is installed.

Only figured dimensions to be taken from this drawing. Do not scale off this drawing.

Drawings based on Ordnance Survey and/or existing record drawings – design and drawing content subject to Site Survey, Structural Survey, Site Investigations, Planning and Statutory Requirements and Approvals. Authorized reproduction from Ordnance Survey. Map with permission of the Controller of Her Majesty's Stationery Office

Crown Copyright Reserved

Revisions	By	Date

Signed off by:

Date:

Signature:

**Stoneforce Ltd**  
 Unit 2C Shakepeare Industrial Estate  
 Watlington Road, Watford, Herts, WD24 5RR  
 Tel: 08450 702 860  
 Fax: 08450 702 861  
 Email: info@stoneforce.co.uk

Project:

House of Ho

Title:

1st floor elevations

Scale:	Date:	Drawn By:
1:50 @ A3	25.08.15	AO
1:25 @ A1		

Project No:	Drawing No:	Rev:
15056	C-5013	E

Note:

Existing architecture and features to be restored, repaired or replaced throughout in accordance with Grade 2 listing guidance — unless otherwise specified.

All obsolete services to be removed and essential services to be concealed as much as possible. New services to be as invisible as possible.

Timber credenza with fluted detail and Marble top and rear upstand. This unit houses air-conditioning cassette. Fluting to have gaps in between. Unit to be deep enough for use as lay off space for service.

LCD Mirror TV screen Framed TBC

Tall timber credenza with fluted detail concealing doors, bronze details and mirror upstand. To store large table top

LCD Mirror TV screen Framed TBC

Timber credenza with fluted detail and Marble top and rear upstand. This unit houses air-conditioning cassette. Fluting to have gaps in between.

Floor 2 — Plan

Timber credenza with fluted detail and Marble top and rear upstand for storage. Rug adjoining stair runner

Central stair nosing throughout. Bronze nosing throughout. Stairs to be stripped, restored and painted with handrail left in natural timber

Layout of WC to be left as is, with surfaces refinshed. Mid-range tiles, ironmongery, sanitary wear to be spec.ed.

Notes  
Contractor must verify all dimensions on site before commencing any work or shop drawings. If this drawing exceeds the quantities taken in any way the Architects are to be informed before the work is installed.  
Contractor must verify all dimensions on site before commencing any work or shop drawings. If this drawing exceeds the quantities taken in any way the Architects are to be informed before the work is installed.  
Only figured dimensions to be taken from this drawing. Do not scale off this drawing.  
Drawings based on Ordnance Survey and/or existing record drawings — design and drawing content subject to Site Survey, Structural Survey, Site Investigations, Planning and Statutory Requirements and Approvals.  
Authorized reproduction from Ordnance Survey. Map with permission of the Controller of Her Majesty's Stationery Office  
Crown Copyright Reserved

Revisions table with columns: Rev, Description, By, Date

Signed off by:  
Date:  
Signature:

Stoneforce Ltd  
Unit 2C Shakepeare Industrial Estate  
Windsor Park Street,  
Watford,  
Herts. WD24 3RR  
Tel: 08450 702 860  
Fax: 08450 702 861  
E-mail: info@stoneforce.co.uk



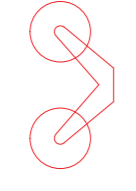


Project: House of Ho  
Title: 2nd Floor General Arrangement  
Scale: 1:50 @ A3, 1:25 @ A1  
Date: 25.08.15  
Drawn By: AO  
Project No: 15056  
Drawing No: C-1014  
Rev: E

Note:

Existing architecture and features to be restored, repaired or replaced throughout in accordance with Grade 2 listing guidance – unless otherwise specified.

All obsolete services to be removed and essential services to be concealed as much as possible.

New services to be as invisible as possible.

-  Double sockets
  -  Double sockets
  -  Base wall sconce by Tom Dixon
  -  LED strip lights
  -  Recess spot lights
- RCP is notational. Refer to lighting subcontractor for final plans

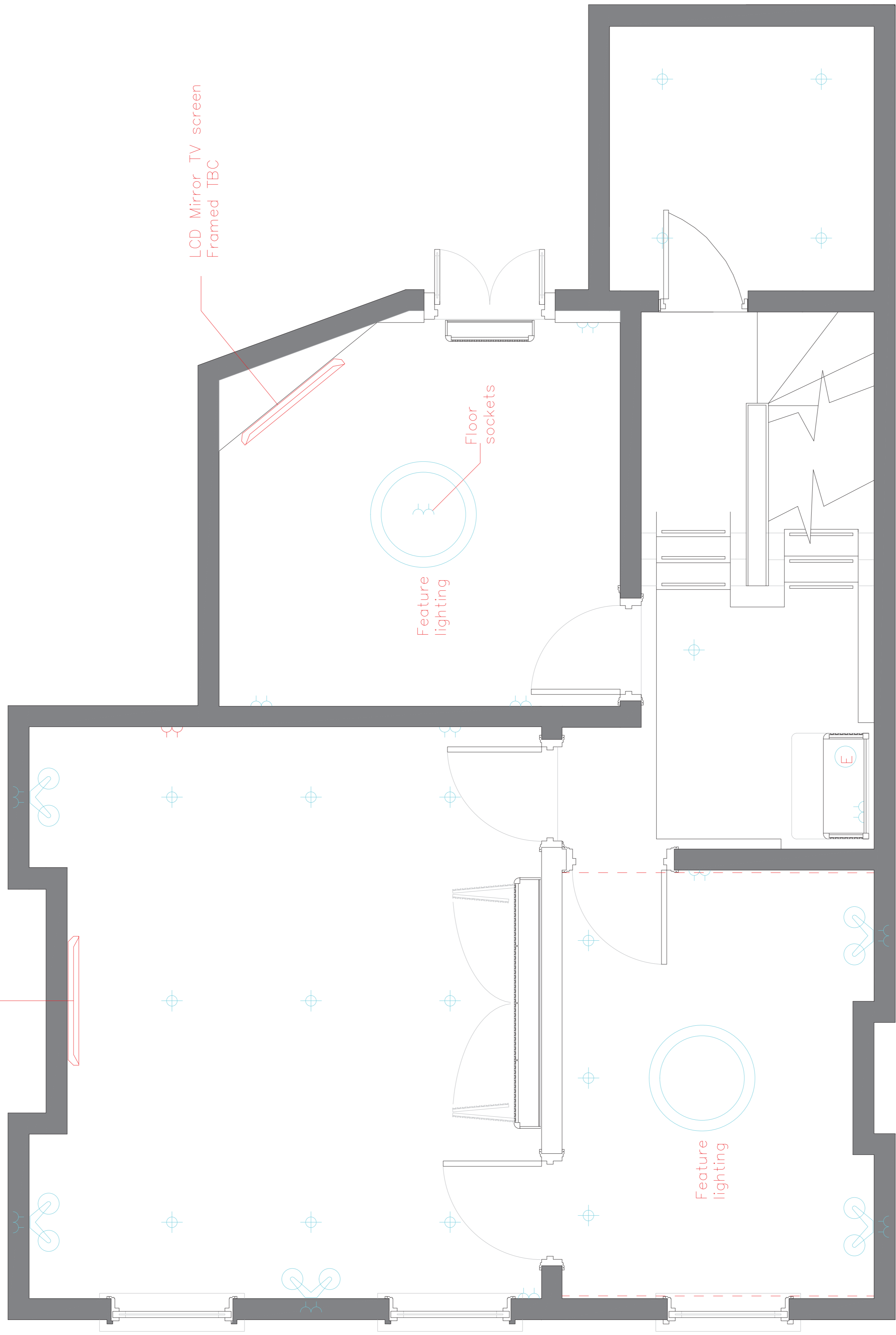
LCD Mirror TV screen  
Framed TBC

LCD Mirror TV screen  
Framed TBC

Feature lighting

Floor sockets

Feature lighting



Floor 2 – Plan

**Notes**

Contractor must verify all dimensions on site before commencing any work or shop drawings. If this drawing exceeds the quantities taken in any way the Architects are to be informed before the work is installed.

Contractor must verify all dimensions on site before commencing any work or shop drawings. If this drawing exceeds the quantities taken in any way the Architects are to be informed before the work is installed.

Only figured dimensions to be taken from this drawing. Do not scale off this drawing.

Drawings based on Ordnance Survey and/or existing record drawings – design and drawing content subject to Site Survey, Structural Survey, Site Investigations, Planning and Statutory Requirements and Approvals.

Authorized reproduction from Ordnance Survey. Map with permission of the Controller of Her Majesty's Stationary Office

Crown Copyright Reserved

Revisions	By	Date

Signed off by: \_\_\_\_\_

Date: \_\_\_\_\_

Signature: \_\_\_\_\_

**Stoneforce Ltd**

Unit 2C Shakepeare Industrial Estate  
Windsor Square Street,  
Watford  
Herts. WD24 5RR  
Tel: 08450 702 860  
Fax: 01450 702 861  
Email: info@stoneforce.co.uk

Project: **House of Ho**

Title: **2nd Floor RCP**

Scale:	Date:	Drawn By:
1:50 @ A3	13.08.15	AO
1:25 @ A1		

Project No:	Drawing No:	Rev:
15056	C-4015	E

**Notes**

Contractor must verify all dimensions on site before commencing any work or shop drawings. If this drawing exceeds the quantities taken in any way the Architects are to be informed before the work is installed.

Contractor must verify all dimensions on site before commencing any work or shop drawings. If this drawing exceeds the quantities taken in any way the Architects are to be informed before the work is installed.

Only figured dimensions to be taken from this drawing. Do not scale off this drawing.

Drawings based on Ordnance Survey and/or existing record drawings - design and drawing content subject to Site Survey, Structural Survey, Site Investigations, Planning and Statutory Requirements and Approvals. Authorized reproduction from Ordnance Survey. Map with permission of the Controller of Her Majesty's Stationary Office

Crown Copyright Reserved

Revisions	By	Date

Signed off by: \_\_\_\_\_

Date: \_\_\_\_\_

Signature: \_\_\_\_\_

**Stoneforce Ltd**  
 Unit 2C Shakepeare Industrial Estate  
 Westmore Street, Watford, Herts, WD24 5RR  
 Tel: 08450 702 860  
 Fax: 08450 702 861  
 Email: info@stoneforce.co.uk

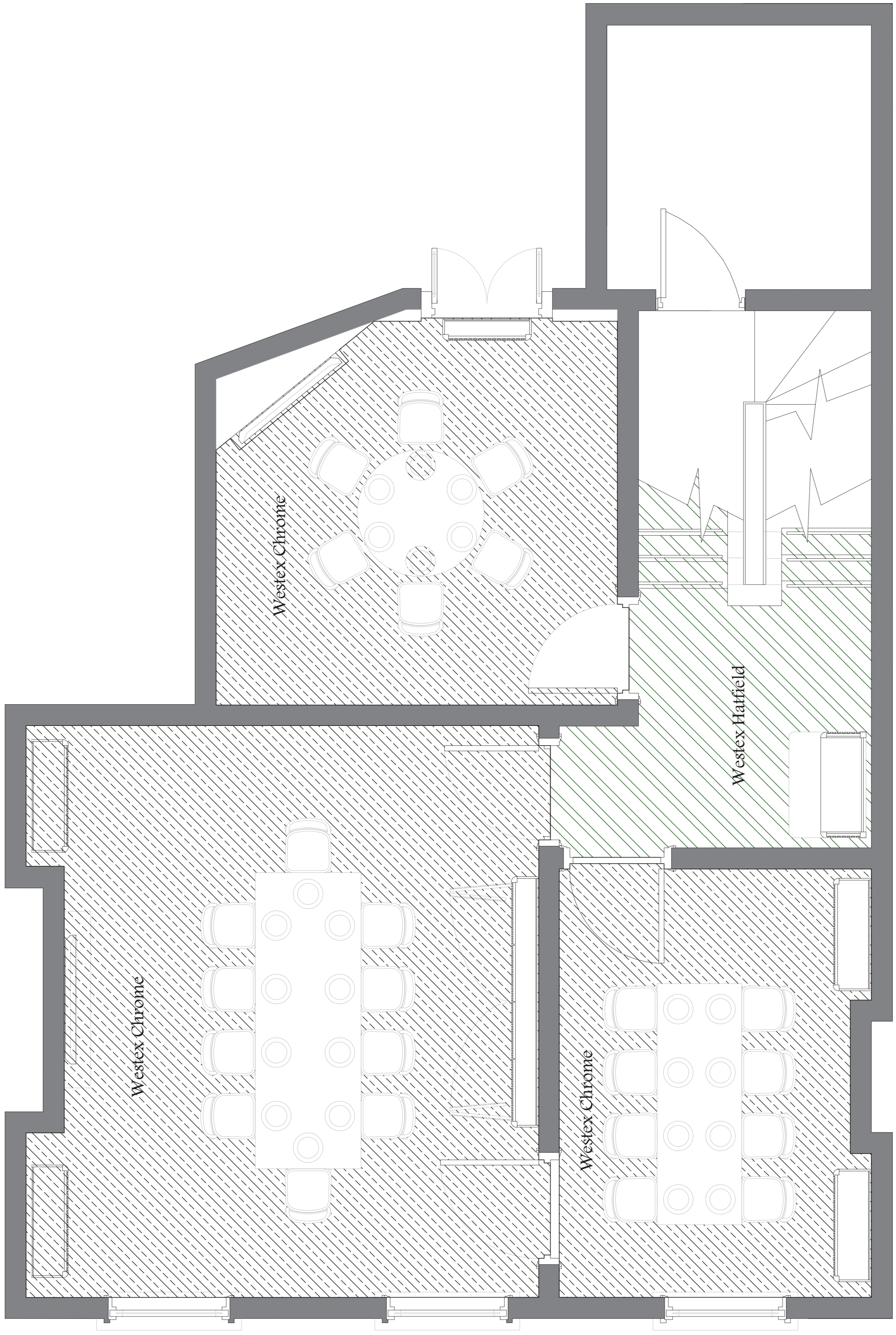
**STONEFORCE GROUP**

Project: **House of Ho**

Title: **2nd Floor Finishes**

Scale:	Date:	Drawn By:
1:50 @ A3	25.08.15	AO
1:25 @ A1		

Project No:	Drawing No:	Rev:
15056	C-1016	E



Floor 2 - Plan

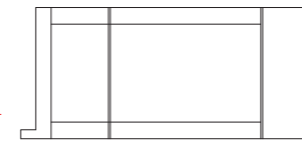


**Note:**

Existing architecture and features to be restored, repaired or replaced throughout in accordance with Grade 2 listing guidance – unless otherwise specified.

All obsolete services to be removed and essential services to be concealed as much as possible. New services to be as invisible as possible.

Timber credenza with fluted detail and Marble top and rear upstand.  
This unit houses air-conditioning cassette. Fluting to have gaps in between. Unit to be deep enough for use as lay off space for service.



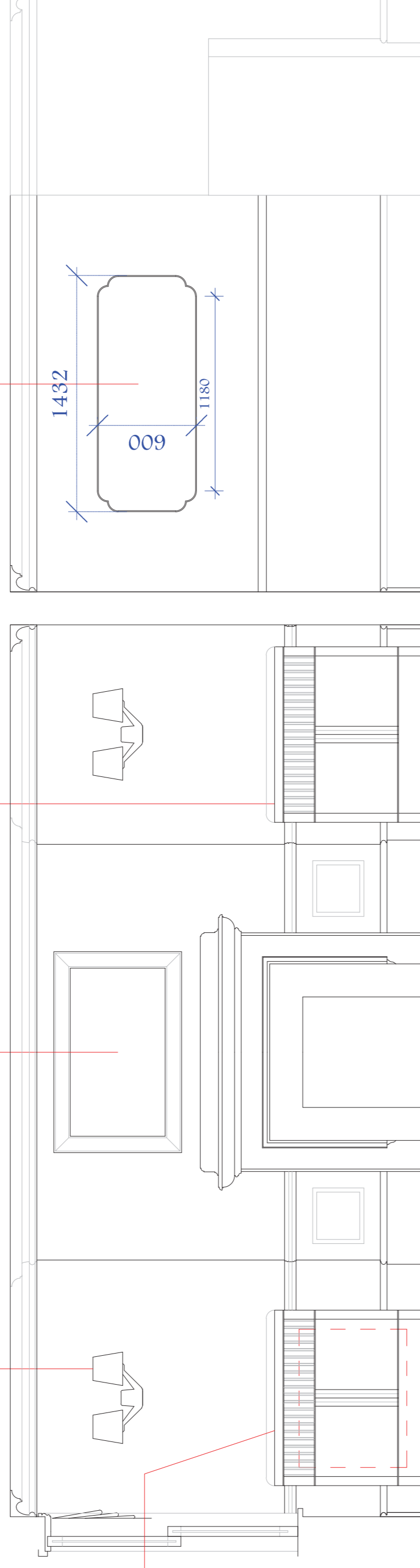
Credenza  
Side elevation

Base wall  
sconce  
by Tom Dixon

LCD Mirror TV screen  
Framed TBC

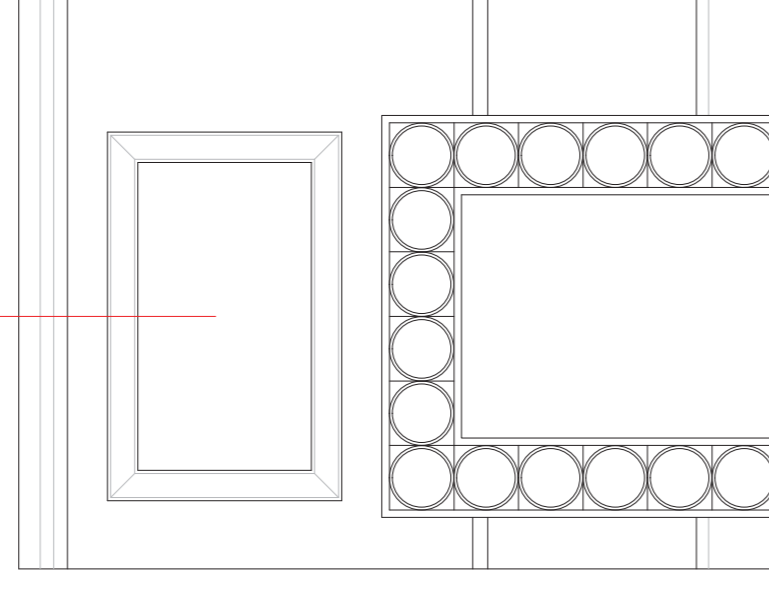
Timber credenza with fluted  
detail and Marble top and  
rear upstand for storage. with mirror inset

LCD Mirror TV screen  
Framed TBC



Large PDR – Left  
Wall

Rear PDR – Left Wall

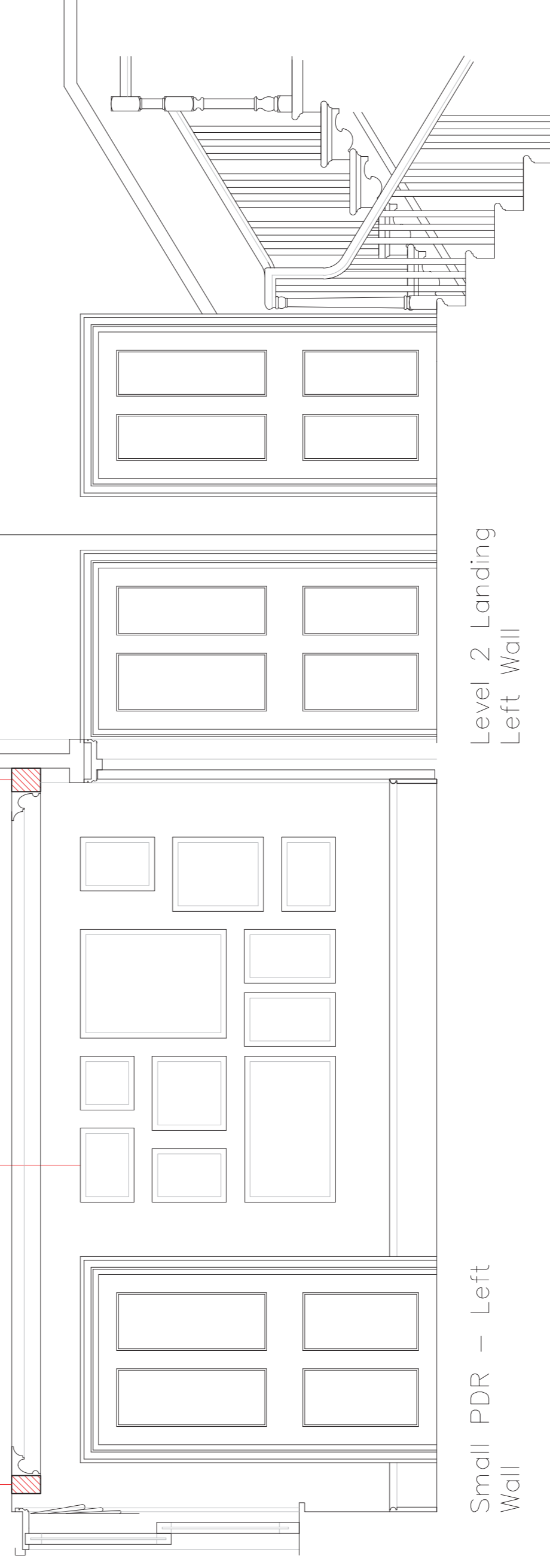


Rear PDR  
Fireplace elevation

New pier to  
accept  
coving

New pier to  
accept  
coving

Wall of framed  
drawings. Frames TBC



Small PDR – Left  
Wall

Level 2 Landing  
Left Wall

**Notes**

Contractor must verify all dimensions on site before commencing any work or shop drawings. If this drawing exceeds the quantities taken in any way the Architects are to be informed before the work is installed.

Contractor must verify all dimensions on site before commencing any work or shop drawings. If this drawing exceeds the quantities taken in any way the Architects are to be informed before the work is installed.

Only figured dimensions to be taken from this drawing. Do not scale off this drawing.

Drawings based on Ordnance Survey and/or existing record drawings - design and drawing content subject to Site Survey, Structural Survey, Site Investigations, Planning and Statutory Requirements and Approvals. Authorized reproduction from Ordnance Survey. Map with permission of the Controller of Her Majesty's Stationary Office

Crown Copyright Reserved

**Revisions**

Rev	Description	By	Date

Signed off by:

Date:

Signature:

**Stoneforce Ltd**  
Unit 2C Shakepeare  
Industrial Estate  
Windsor Square Street,  
Watford  
Herts. WD24 5RR  
Tel: 08450 702 860  
Fax: 08450 702 861  
Email: info@stoneforce.co.uk

Project:

House of Ho

Title:

2nd floor elevations

Scale:

1:50 @ A3

1:25 @ A1

Date:

25.08.15

Drawn By:

AO

Project No:

15056

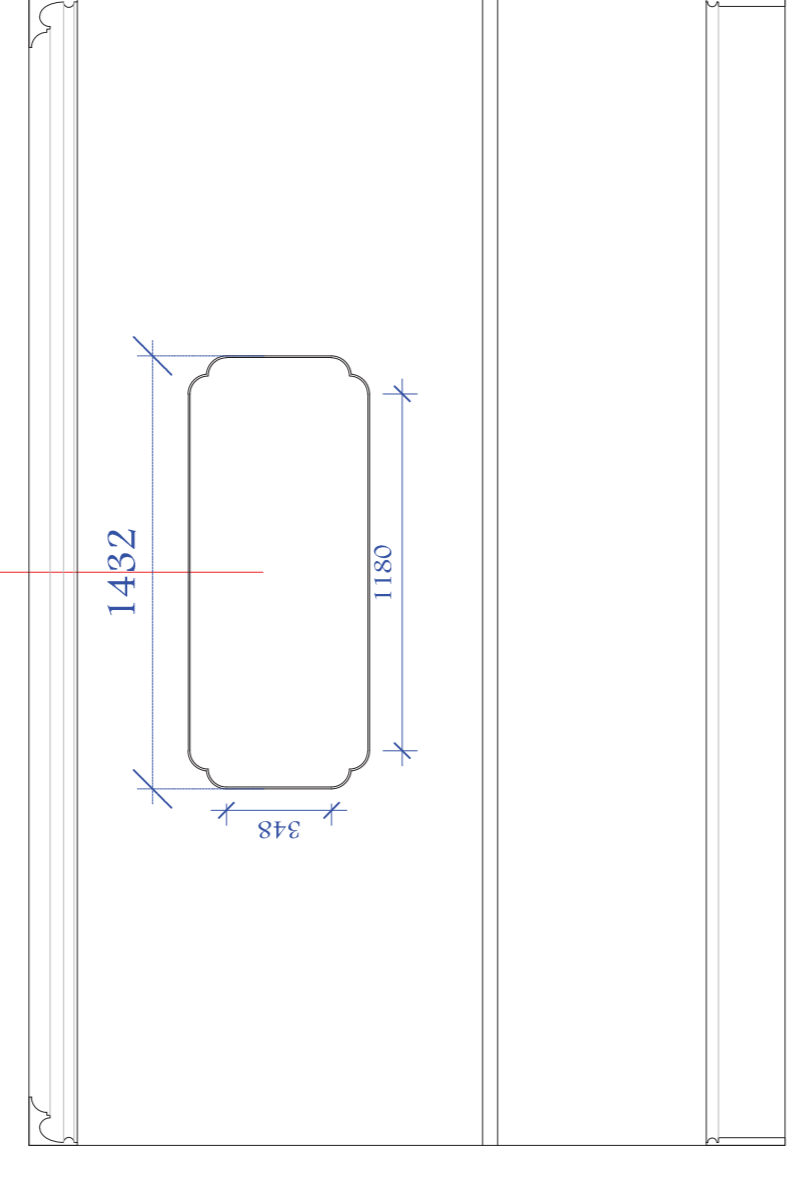
Drawing No:

C-5017

Rev:

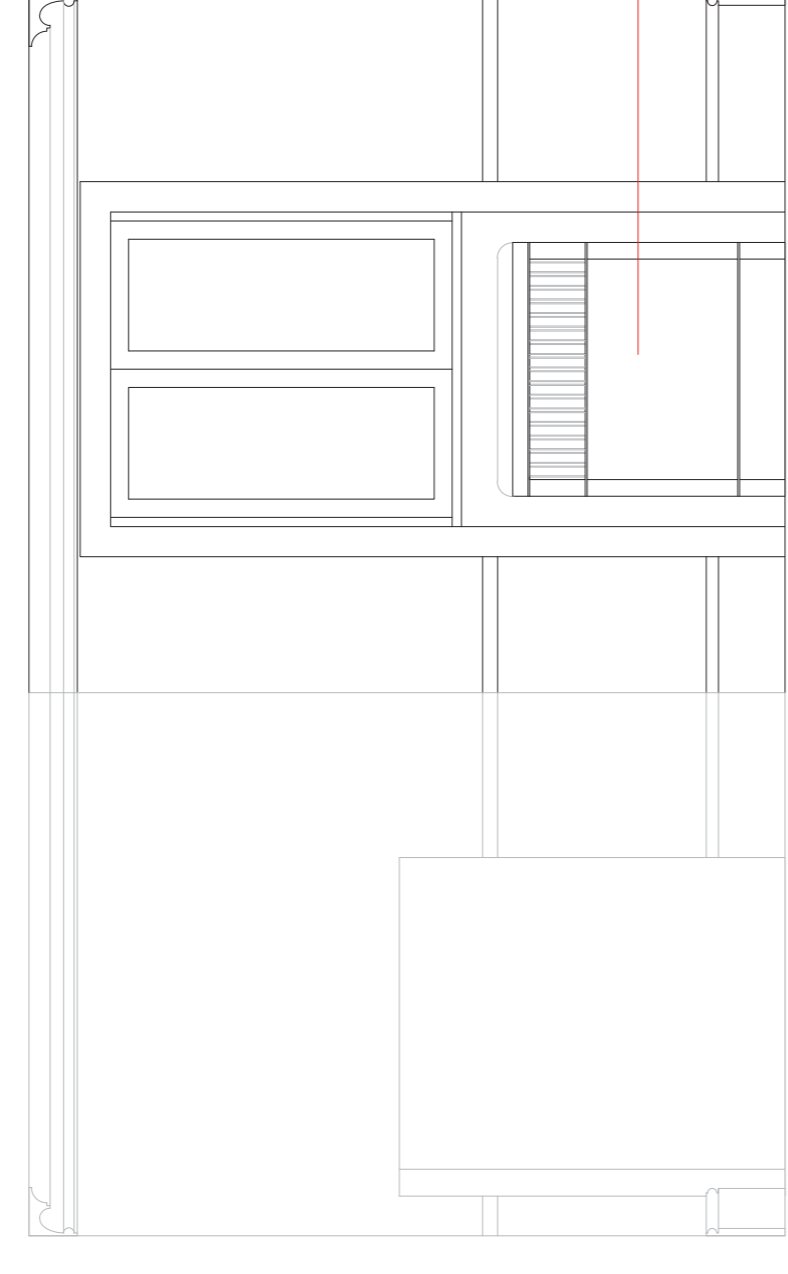
E

**Notes**  
 Contractor must verify all dimensions on site before commencing any work or shop drawings. If this drawing exceeds the quantities taken in any way the Architects are to be informed before the work is installed.  
 Contractor must verify all dimensions on site before commencing any work or shop drawings. If this drawing exceeds the quantities taken in any way the Architects are to be informed before the work is installed.  
 Only figured dimensions to be taken from this drawing. Do not scale off this drawing.  
 Drawings based on Ordnance Survey and/or existing record drawings – design and drawing content subject to Site Survey, Structural Survey, Site Investigations, Planning and Statutory Requirements and Approvals.  
 Authorized reproduction from Ordnance Survey. Map with permission of the Controller of Her Majesty's Stationery Office  
 Crown Copyright Reserved




Rear PDR – Front Wall

Custom mirror Shaped Bronze frame with mirror inset



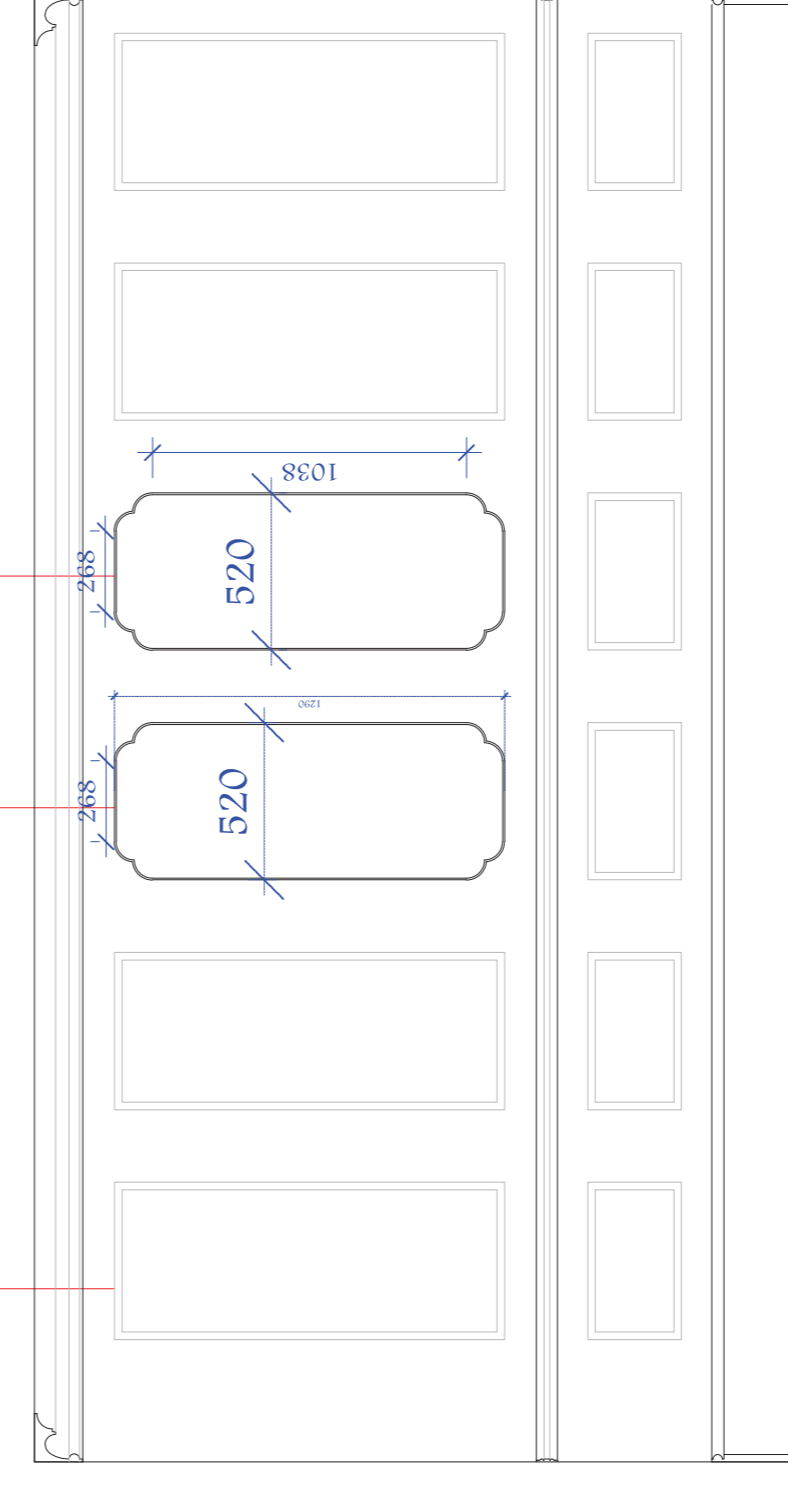
Rear PDR – Rear Wall

Timber credenza with fluted detail and Marble top and rear upstand.  
 This unit houses air-conditioning cassette. Fluting to have gaps in between.



Credenza Side elevation

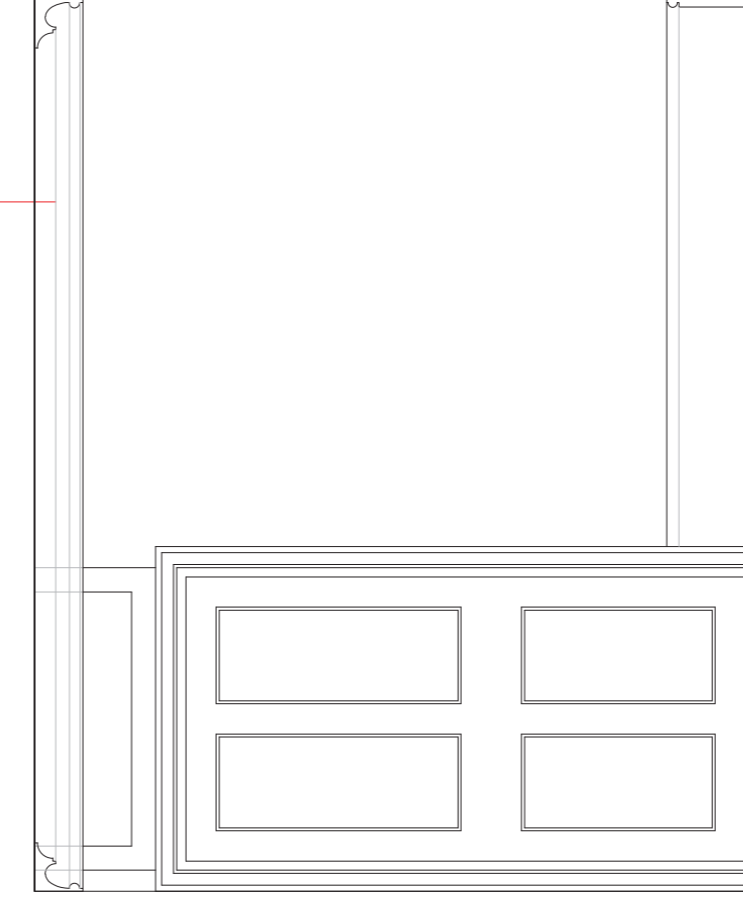
Mouldings to be gold-leafed if condition suits TBC



Large PDR – Rear Wall

Custom mirror Shaped Bronze frame with mirror inset

Coving to be re-instated



Small PDR – Rear Wall

Revisions	By	Date

Signed off by: \_\_\_\_\_  
 Date: \_\_\_\_\_  
 Signature: \_\_\_\_\_

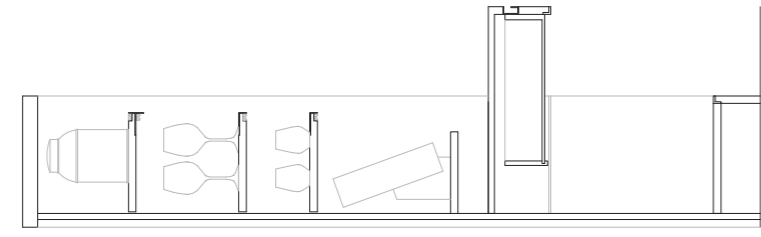
**Stoneforce Ltd**  
 Unit 2C Shakepeare Industrial Estate  
 Watlington Road, Watlington, Oxford, Oxfordshire, Oxford, OX10 9EJ, UK  
 Herts, WD24 5RR  
 Tel: 08450 702 860  
 Fax: 08450 702 861  
 Email: info@stoneforce.co.uk

Project: **House of Ho**  
 Title: **2nd Floor elevations**  
 Scale: **1:50 @ A3**  
 Date: **25.08.15**  
 Drawn By: **AO**  
 Project No: **15056**  
 Drawing No: **C-5018**  
 Rev: **E**

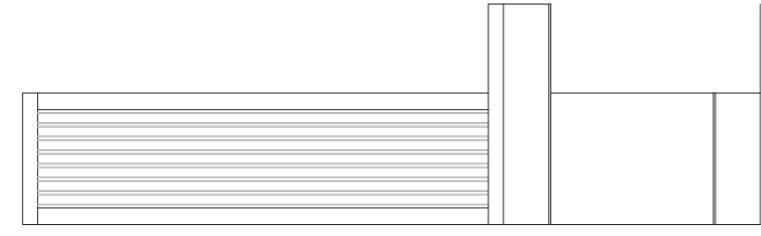
**Note:**

Existing architecture and features to be restored, repaired or replaced throughout in accordance with Grade 2 listing guidance – unless otherwise specified.

All obsolete services to be removed and essential services to be concealed as much as possible. New services to be as invisible as possible.



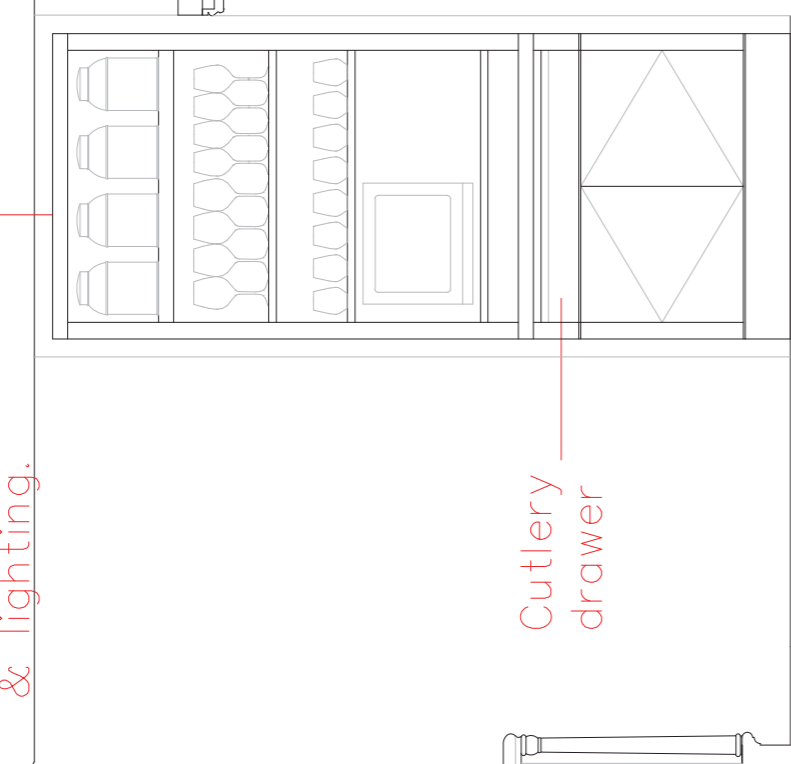
Section  
Waiter's station



Side  
Waiter's station

Stairs to be stripped, restored and painted with handrail left in natural timber

Tall timber credenza with fluted detail on side, bronze details and Marble counter top with relevant storage for waiter station. Intergrated EPoS, electrics & lighting.

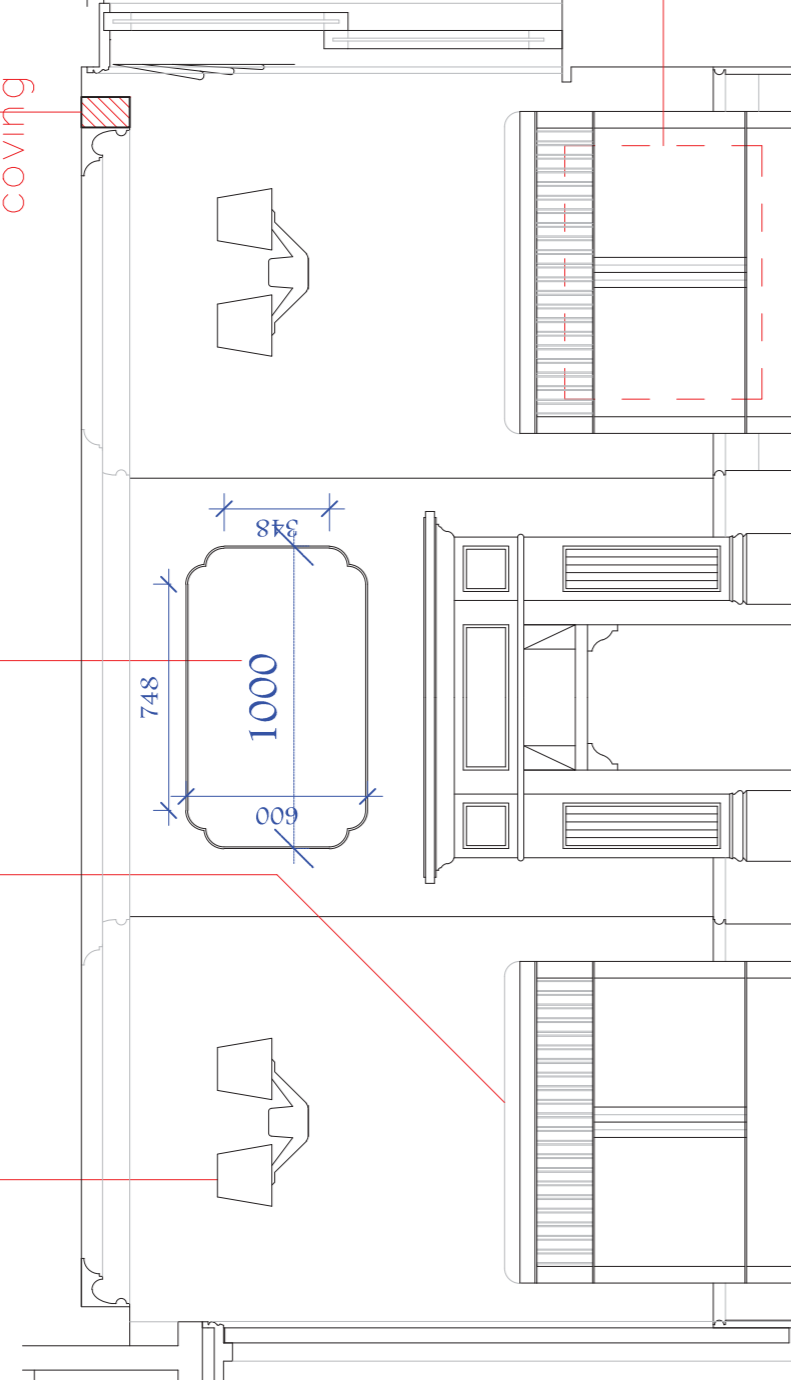


Cutlery drawer

Timber credenza with fluted detail and Marble top and rear upstand for storage.

Base wall sconce by Tom Dixon

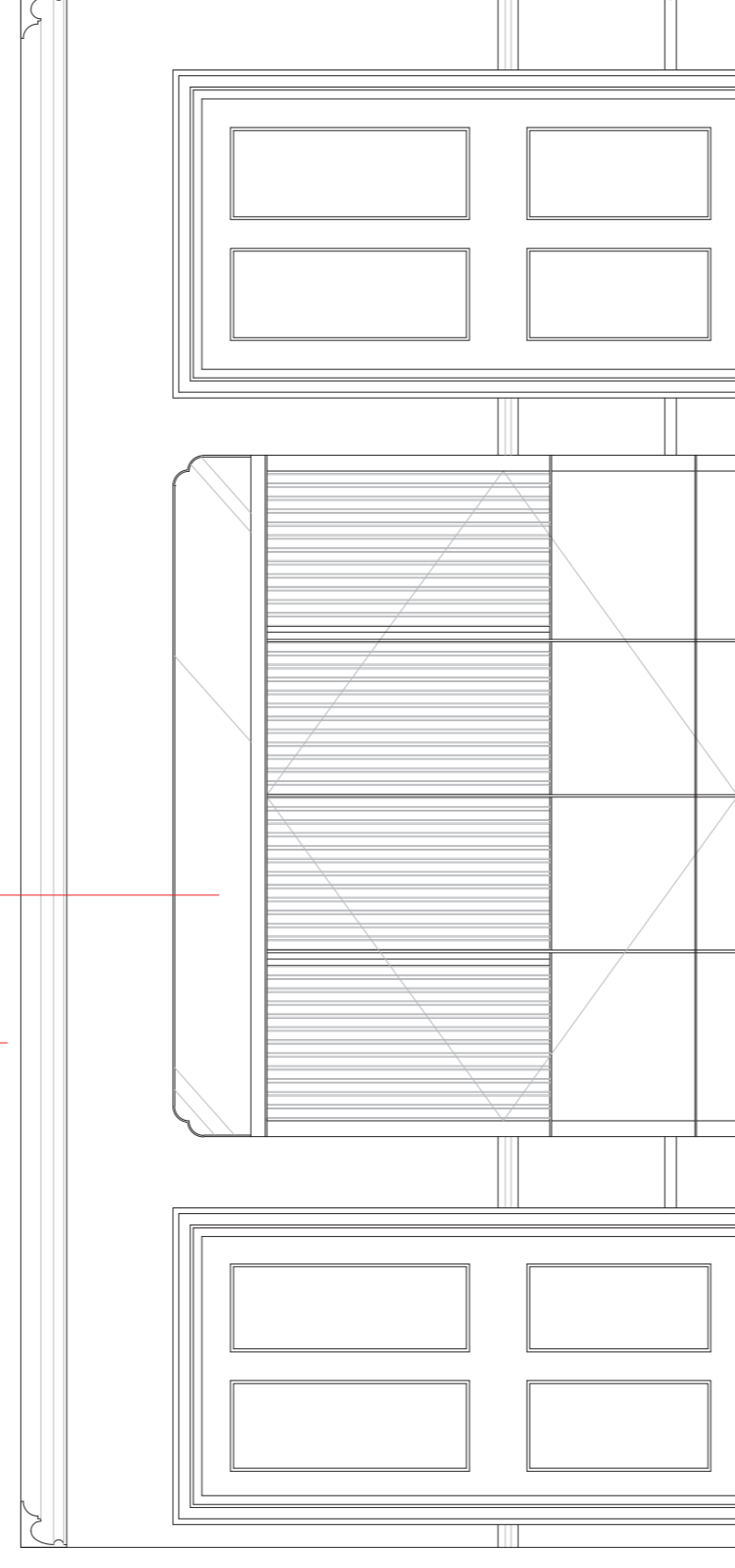
Custom mirror Shaped Bronze frame with mirror inset



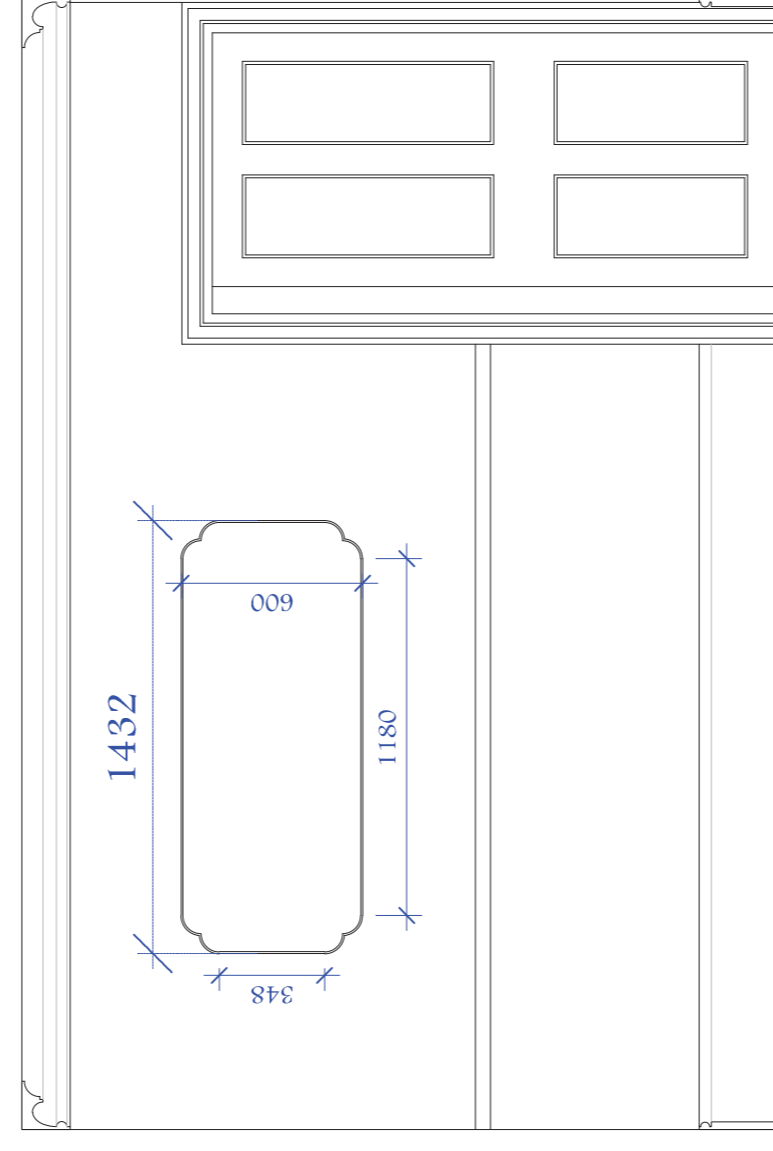
Timber credenza with fluted detail and Marble top and rear upstand. This unit houses air-conditioning cassette. Fluting to have gaps in between.

Small PDR – Right  
wall

Tall timber credenza with fluted detail concertina doors, bronze details and mirror upstand. To store large table top



Large PDR – Right  
wall



Rear PDR – Right  
wall

**Notes**

Contractor must verify all dimensions on site before commencing any work or shop drawings. If this drawing exceeds the quantities taken in any way the Architects are to be informed before the work is installed.

Contractor must verify all dimensions on site before commencing any work or shop drawings. If this drawing exceeds the quantities taken in any way the Architects are to be informed before the work is installed.

Only figured dimensions to be taken from this drawing. Do not scale off this drawing.

Drawings based on Ordnance Survey and/or existing record drawings – design and drawing content subject to Site Survey, Structural Survey, Site Investigations, Planning and Statutory Requirements and Approvals. Authorized reproduction from Ordnance Survey. Map with permission of the Controller of Her Majesty's Stationary Office

Crown Copyright Reserved

Revisions	By	Date
Rev	Description	

Signed off by:

Date:

Signature:

**Stoneforce Ltd**  
 Unit 2C Shakepeare Industrial Estate  
 Watlington Road, Watlington, Oxford, Oxfordshire, Oxford, OX12 9JF, UK  
 Herts, WD24 5RR  
 Tel: 08450 702 860  
 Fax: 08450 702 861  
 Email: info@stoneforce.co.uk

Project:

House of Ho

Title:

2nd Floor elevations

Scale:	Date:	Drawn By:
1:50 @ A3	25.08.15	AO
1:25 @ A1		
Project No:	Drawing No:	Rev:
15056	C-5019	E

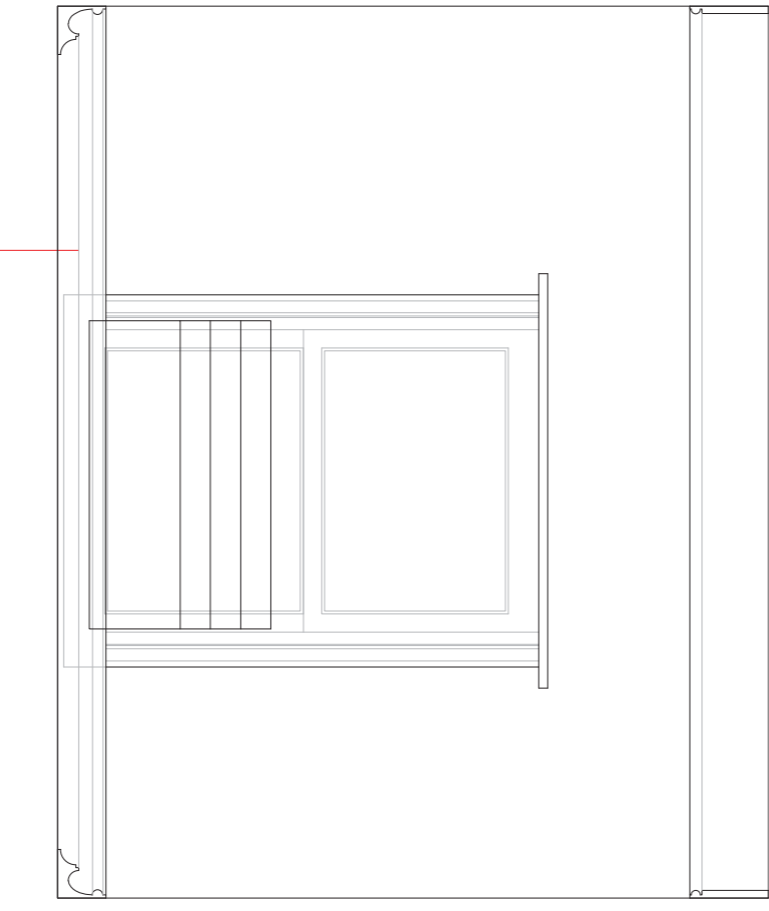
Note:

Existing architecture and features to be restored, repaired or replaced throughout in accordance with Grade 2 listing guidance – unless otherwise specified.

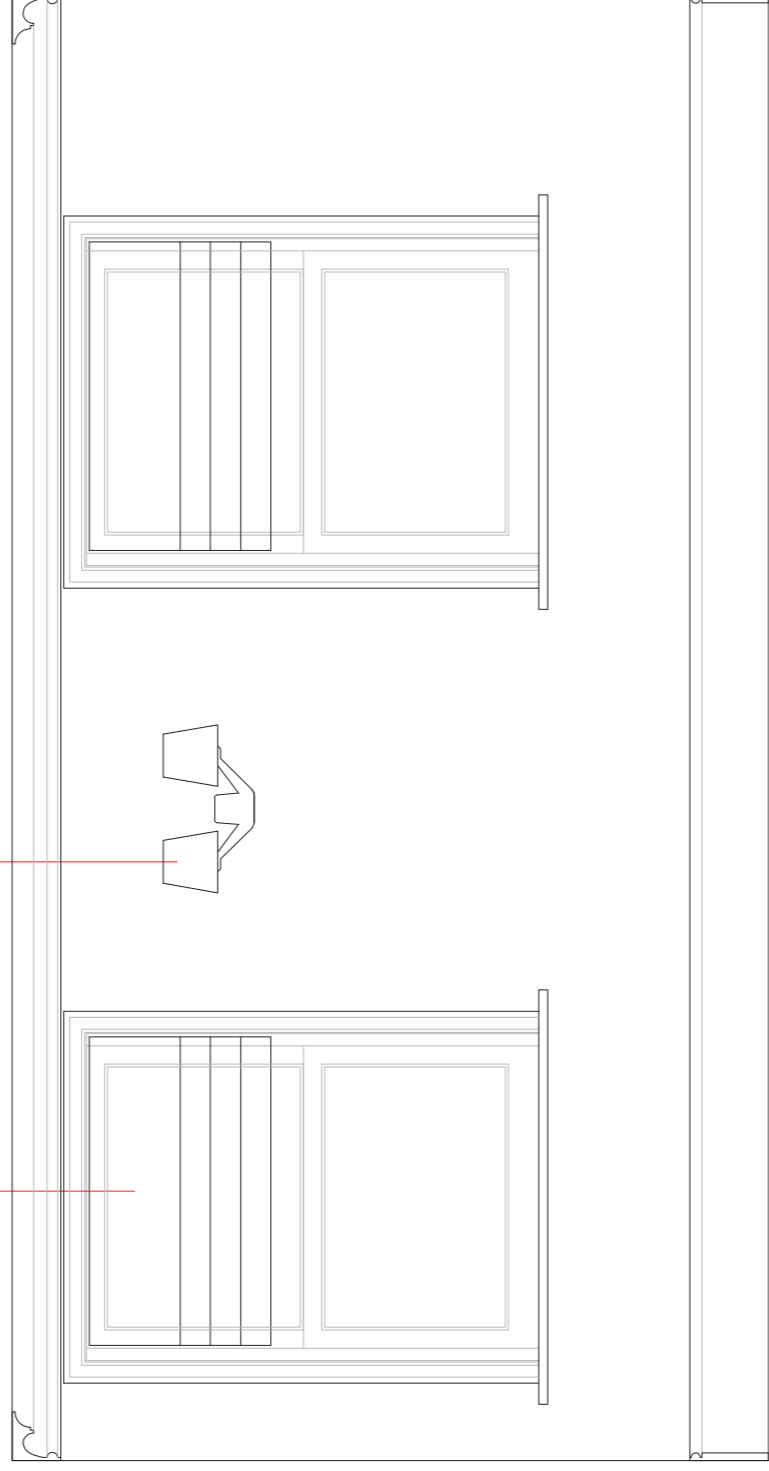
All obsolete services to be removed and essential services to be conceded as much as possible. New services to be as invisible as possible.

Coving to be re-instated

Roman blinds  
Base wall sconce by Tom Dixon



Small PDR – Front Wall



Large PDR – Front Wall

Notes

Contractor must verify all dimensions on site before commencing any work or shop drawings. If this drawing exceeds the quantities taken in any way the Architects are to be informed before the work is installed.

Contractor must verify all dimensions on site before commencing any work or shop drawings. If this drawing exceeds the quantities taken in any way the Architects are to be informed before the work is installed.

Only figured dimensions to be taken from this drawing. Do not scale off this drawing.

Drawings based on Ordnance Survey and/or existing record drawings – design and drawing content subject to Site Survey, Structural Survey, Site Investigations, Planning and Statutory Requirements and Approvals. Authorized reproduction from Ordnance Survey. Map with permission of the Controller of Her Majesty's Stationery Office

Crown Copyright Reserved

Revisions


Rev	Description	By	Date

Signed off by:

Date:

Signature:

**Stoneforce Ltd**  
 Unit 2C Shakepeare Industrial Estate  
 Watlington Road, Watlington, Oxfordshire, Oxford, OX11 7JH  
 Herts, WD24 5RR  
 Tel: 08450 702 860  
 Fax: 08450 702 861  
 Email: info@stoneforce.co.uk



STONEFORCE GROUP

Project:

House of Ho

Title:

2nd Floor Elevations

Scale:

1:50 @ A3  
1:25 @ A1

Date:

25.08.15

Drawn By:

AO

Project No:

15056

Drawing No:

C-5020

Rev:

E

Note:

Existing architecture and features to be restored, repaired or replaced throughout in accordance with Grade 2 listing guidance – unless otherwise specified.

All obsolete services to be removed and essential services to be concealed as much as possible. New services to be as invisible as possible.

Banquette seating with Green velvet (vertical fold) back with complimentary green leather seat.

Illuminated at skirting as well as uplighting behind backrest

Custom sized rug (by others)

Re-size opening

Grey marble water station with bronze trims & LED lighting. below counter level and at skirting level. Front access.

Bronze frame with fluted glass on marble upstand by counter top. Glass shelves with led illuminating content as well as rear surface. Adjustable metal tracks for glass shelves See drawing 15056-SFJ-7011

Fabric curtain Spec.TBC

1066

Banquette seating with Green velvet (vertical fold) back with complimentary green leather seat.

Illuminated at skirting as well as uplighting behind backrest

Fabric curtain Spec.TBC

Existing stools re-upholstered

New marble top

Re-size opening

Custom sized rug (By others)

Timber credenza with fluted detail and Marble top and rear upstand. This unit houses air-conditioning cassette. Fluting to have gaps in between.

Plug-in DJ's booth on wheels. Detailed like a steamer trunk. Audio consultant to advise

Cubicle partition moved back with re-configured and surfaces refinishes. Mid-range tiles, ironmongery, san wear to be spec. To include a full mirror.

Level 3 – Plan

Rug adjoining stair runner

Central stair runner with Bronze nosing throughout.

Stairs to be stripped, restored and painted with handrail left in raw timber

Notes

Contractor must verify all dimensions on site before commencing any work or shop drawings. If this drawing exceeds the quantities taken in any way the Architects are to be informed before the work is installed.

Contractor must verify all dimensions on site before commencing any work or shop drawings. If this drawing exceeds the quantities taken in any way the Architects are to be informed before the work is installed.

Only figured dimensions to be taken from this drawing. Do not scale off this drawing.

Drawings based on Ordnance Survey and/or existing record drawings – design and drawing content subject to Site Survey, Structural Survey, Site Investigations, Planning and Statutory Requirements and Approvals. Authorized reproduction from Ordnance Survey Map with permission of the Controller of Her Majesty's Stationery Office

Crown Copyright Reserved

Revisions

Rev	Description	By	Date

Signed off by:

Date:

Signature:

**Stoneforce Ltd**  
 Unit 2C Shakepeare  
 Industrial Estate  
 Watlington Street,  
 Watford, WD24 5RR  
 Herts, WD24 5RR  
 Tel: 08450 702 860  
 Fax: 08450 702 861  
 Email: info@stoneforce.co.uk

Project:

House of Ho

Title:

3rd Floor General Arrangement

Scale:

1:50 @ A3  
1:25 @ A1

Drawn By:

24.09.15  
AO

Project No:

15056

Drawing No:

C-1021

Rev:

E

Note:

Existing architecture and features to be restored, repaired or replaced throughout in accordance with Grade 2 listing guidance — unless otherwise specified.

All obsolete services to be removed and essential services to be concealed as much as possible. New services to be as invisible as possible.



Double sockets



Base wall sconce by Tom Dixon



LED strip lights



Recess spot lights

RCP is notational. Refer to lighting subcontractor for final plans

LCD Mirror TV screen  
Framed TBC

3x large Chamber pendant by Lee Broom

Level 3 — Plan

Notes

Contractor must verify all dimensions on site before commencing any work or shop drawings. If this drawing exceeds the quantities taken in any way the Architects are to be informed before the work is installed.

Contractor must verify all dimensions on site before commencing any work or shop drawings. If this drawing exceeds the quantities taken in any way the Architects are to be informed before the work is installed.

Only figured dimensions to be taken from this drawing. Do not scale off this drawing.

Drawings based on Ordnance Survey and/or existing record drawings — design and drawing content subject to Site Survey, Structural Survey, Site Investigations, Planning and Statutory Requirements and Approvals. Authorized reproduction from Ordnance Survey. Map with permission of the Controller of Her Majesty's Stationery Office

Crown Copyright Reserved

Revisions

Rev	Description	By	Date

Signed off by:

Date:

Signature:

**Stoneforce Ltd**  
 Unit 2C Shakespeare  
 Industrial Estate  
 Watlington Road,  
 Watford  
 Herts, WD24 5RR  
 Tel: 08450 702 860  
 Fax: 01450 702 861  
 Email: info@stoneforce.co.uk



STONEFORCE GROUP

Project:

House of Ho

Title:

3rd Floor RCP

Scale:

1:50 @ A3

1:25 @ A1

Project No:

15056

Drawing No:

C-4022

Rev:

E

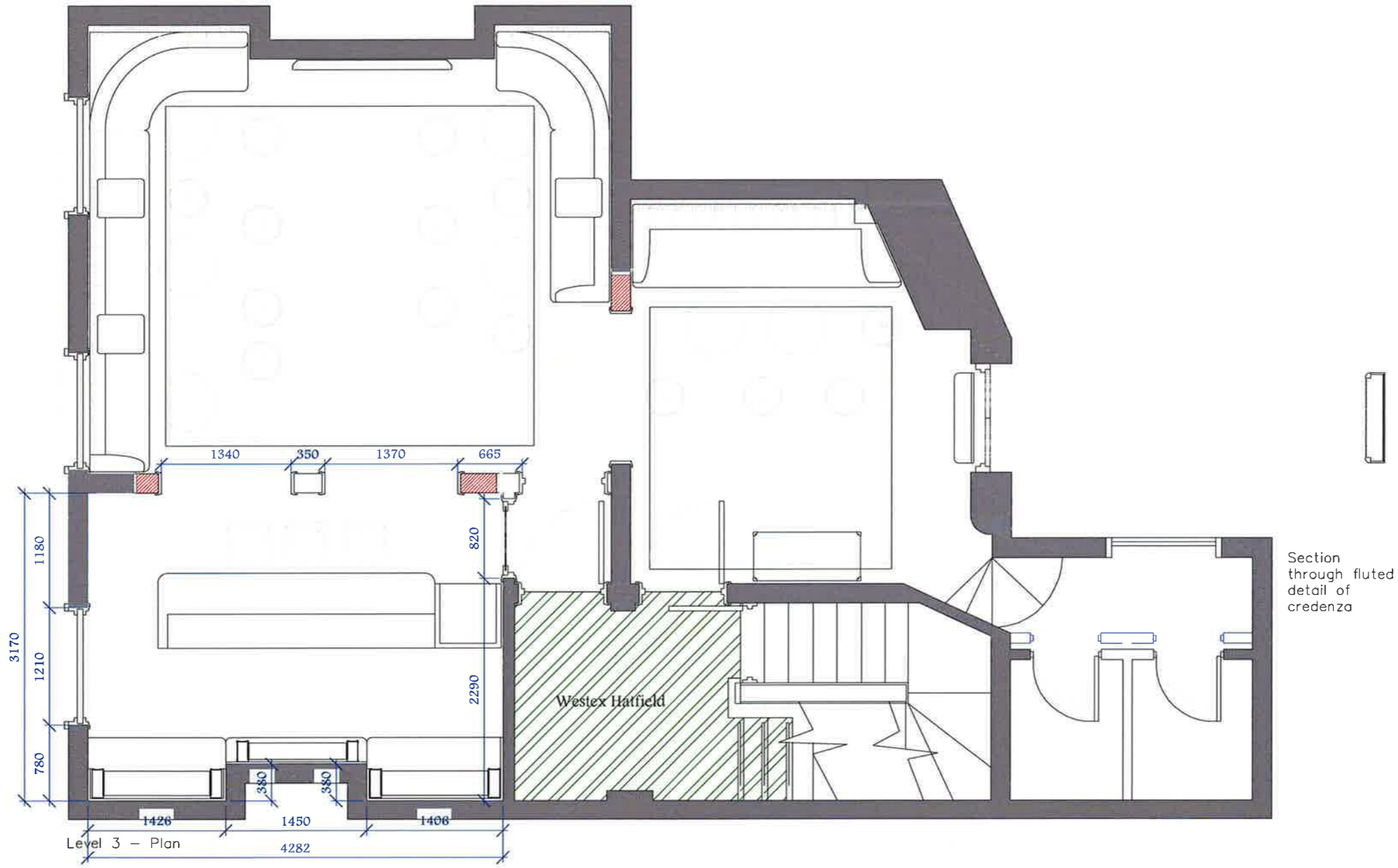
Date:

25.08.15

AO

Drawn By:

AO



Notes

Contractor must verify all dimensions on site before commencing any work or shop drawings. If this drawing exceeds the quantities taken in any way the Architects are to be informed before the work is installed.

Contractor must verify all dimensions on site before commencing any work or shop drawings. If this drawing exceeds the quantities taken in any way the Architects are to be informed before the work is installed.

Only figured dimensions to be taken from this drawing. Do not scale off this drawing.

Drawings based on Ordnance Survey and/or existing record drawings - design and drawing content subject to Site Survey, Structural Survey, Site Investigations, Planning and Statutory Requirements and Approvals. Authorized reproduction from Ordnance Survey Map with permission of the Controller of Her Majesty's Stationery Office

Crown Copyright Reserved

Revisions			
Rev	Description	By	Date

Signed off by:

Dates:

Signature:

**Stoneforce Ltd**

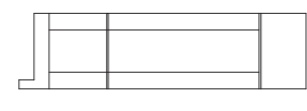
Unit 2C Shakespeare Industrial Estate  
Shakespeare Street,  
Watford  
Herts. WD24 5RR  
Tel: 08450 702 860  
Fax: 08450 702 861  
E-mail: info@stoneforce.co.uk

Project:		
House of Ho		
Title:		
3rd Floor Finishes		
Scale:	Date:	Drawn By:
1:50 @ A3 1:25 @ A1	25.08.15	AO
Project No:	Drawing No:	Rev:
15056	C-1023	E

**Note:**

Existing architecture and features to be restored, repaired or replaced throughout in accordance with Grade 2 listing guidance — unless otherwise specified.

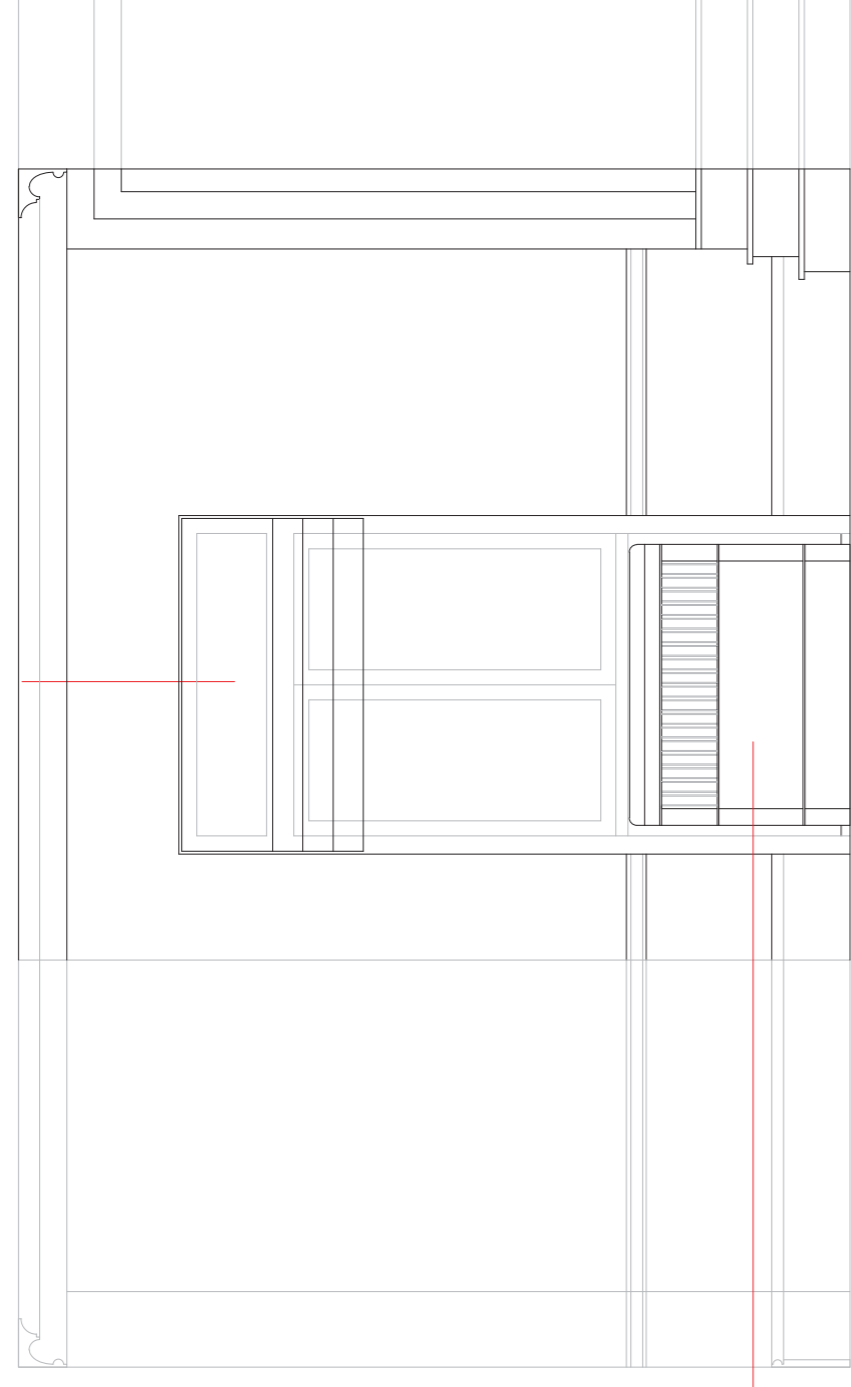
All obsolete services to be removed and essential services to be concealed as much as possible. New services to be as invisible as possible.



Credenza  
Side elevation

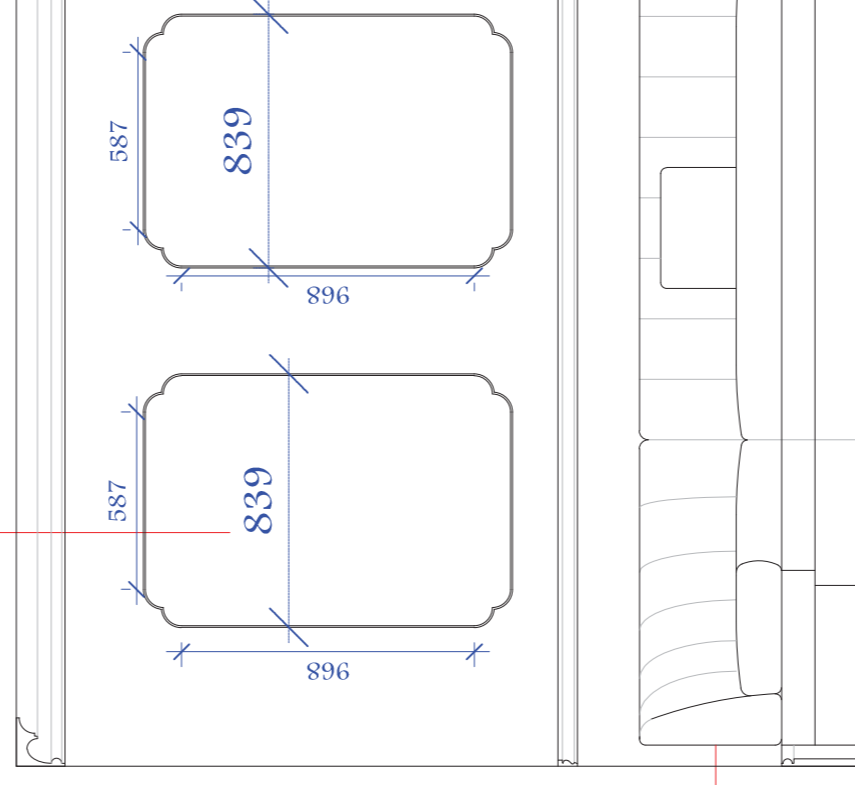
Timber credenza with fluted detail and Marble top and rear upstand. This unit houses air-conditioning cassette. Fluting to have gaps in between.

Roman blinds  
Fabric TBC



Level 3 Rear lounge — Back wall

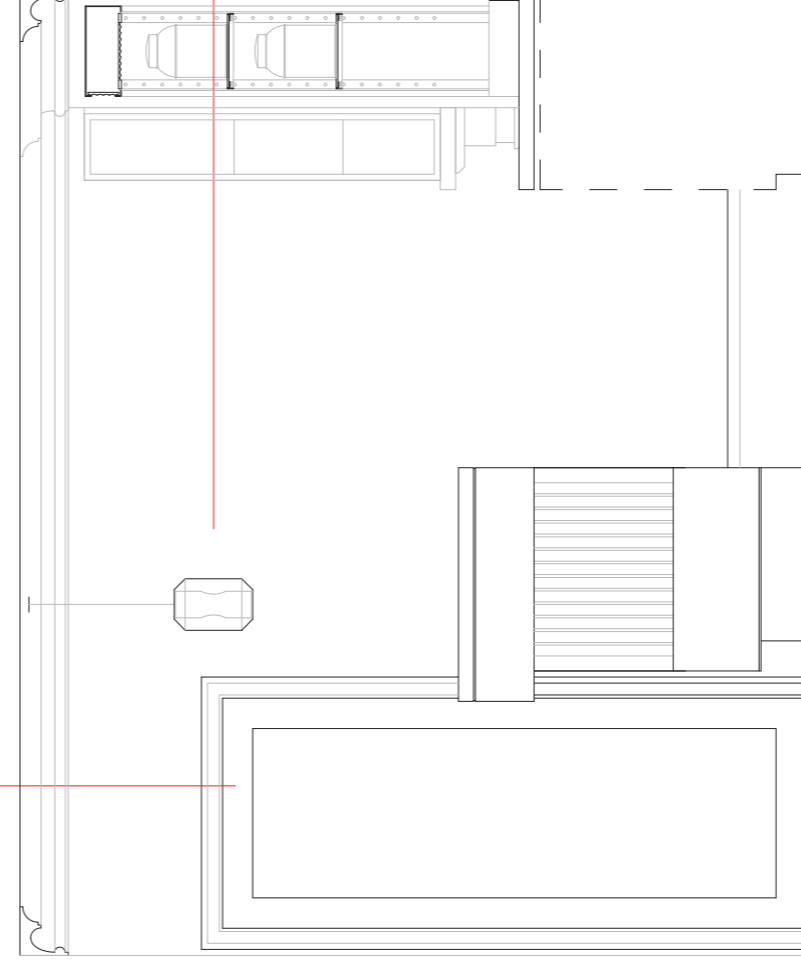
Custom mirror Shaped Bronze frame Dotted line indicates opening size. To line up with mirror inset existing opening



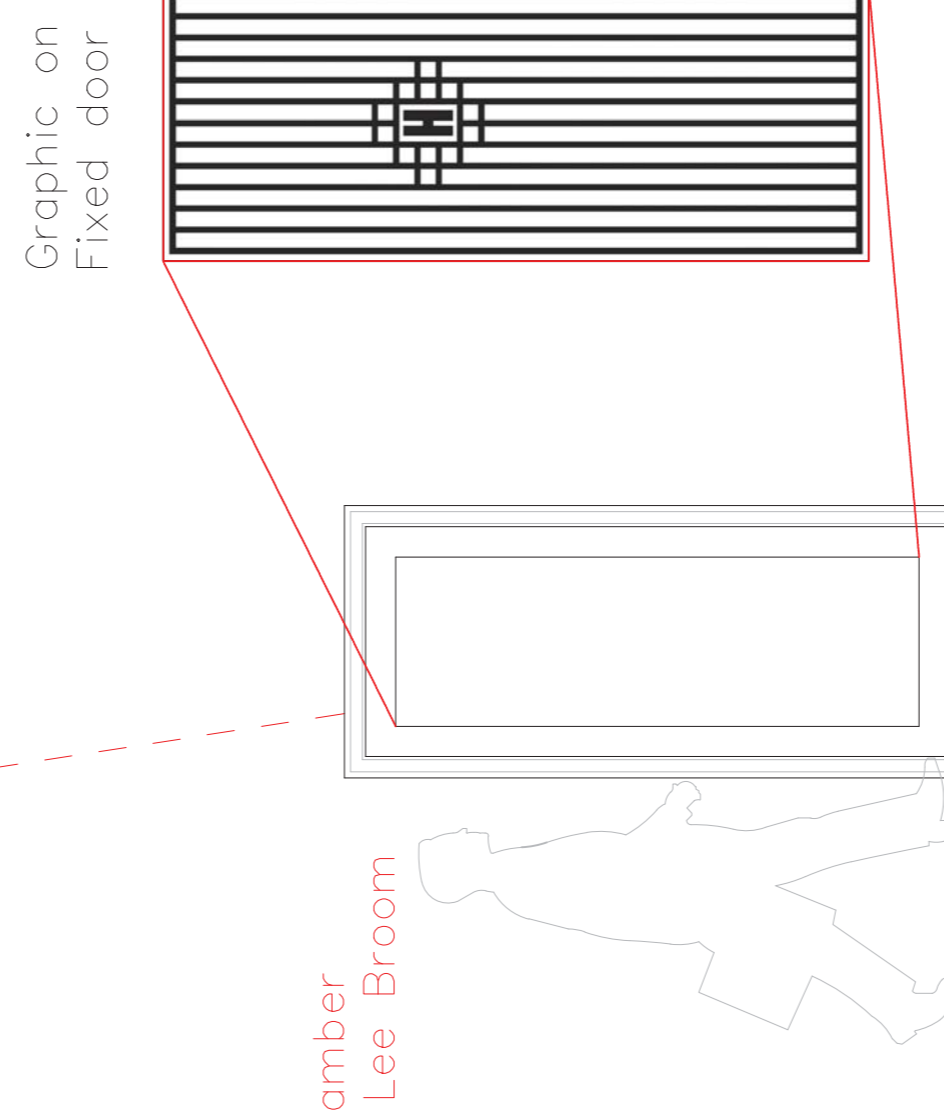
Level 3 Front Lounge — Back wall

Banquette seating with Green velvet (vertical fold) back with complementary green leather seat. Illuminated at skirting as well as uplighting behind backrest

Architrave to be re-instated to new height toughened glass and graphic decals. A/W by Minerva.



3x large Chamber pendant by Lee Broom



Fixed timber door with Graphics from entrance side

**Notes**

Contractor must verify all dimensions on site before commencing any work or shop drawings. If this drawing exceeds the quantities taken in any way the Architects are to be informed before the work is installed.

Contractor must verify all dimensions on site before commencing any work or shop drawings. If this drawing exceeds the quantities taken in any way the Architects are to be informed before the work is installed.

Only figured dimensions to be taken from this drawing. Do not scale off this drawing.

Drawings based on Ordnance Survey and/or existing record drawings — design and drawing content subject to Site Survey, Structural Survey, Site Investigations, Planning and Statutory Requirements and Approvals. Authorized reproduction from Ordnance Survey. Map with permission of the Controller of Her Majesty's Stationery Office

Crown Copyright Reserved

**Revisions**

Rev	Description	By	Date

Signed off by:

Date:

Signature:

**Stoneforce Ltd**  
 Unit 2C Shakepeare Industrial Estate  
 Watlington Road, Watford, Herts, WD24 5RR  
 Tel: 08450 702 860  
 Fax: 08450 702 861  
 Email: info@stoneforce.co.uk



Project:

House of Ho

Title:

3 rd Floor Elevations

Scale:	Date:	Drawn By:
1:50 @ A3 1:25 @ A1	25.08.15	AO

Project No:	Drawing No:	Rev:
15056	C-5024	E



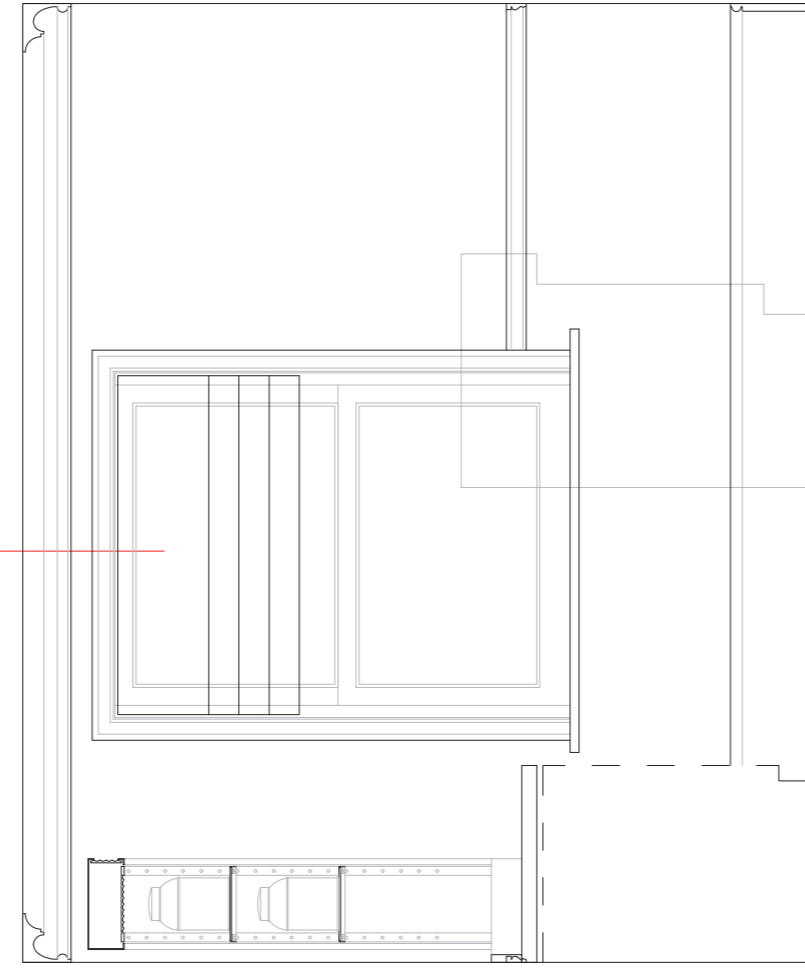
Note:

Existing architecture and features to be restored, repaired or replaced throughout in accordance with Grade 2 listing guidance – unless otherwise specified.

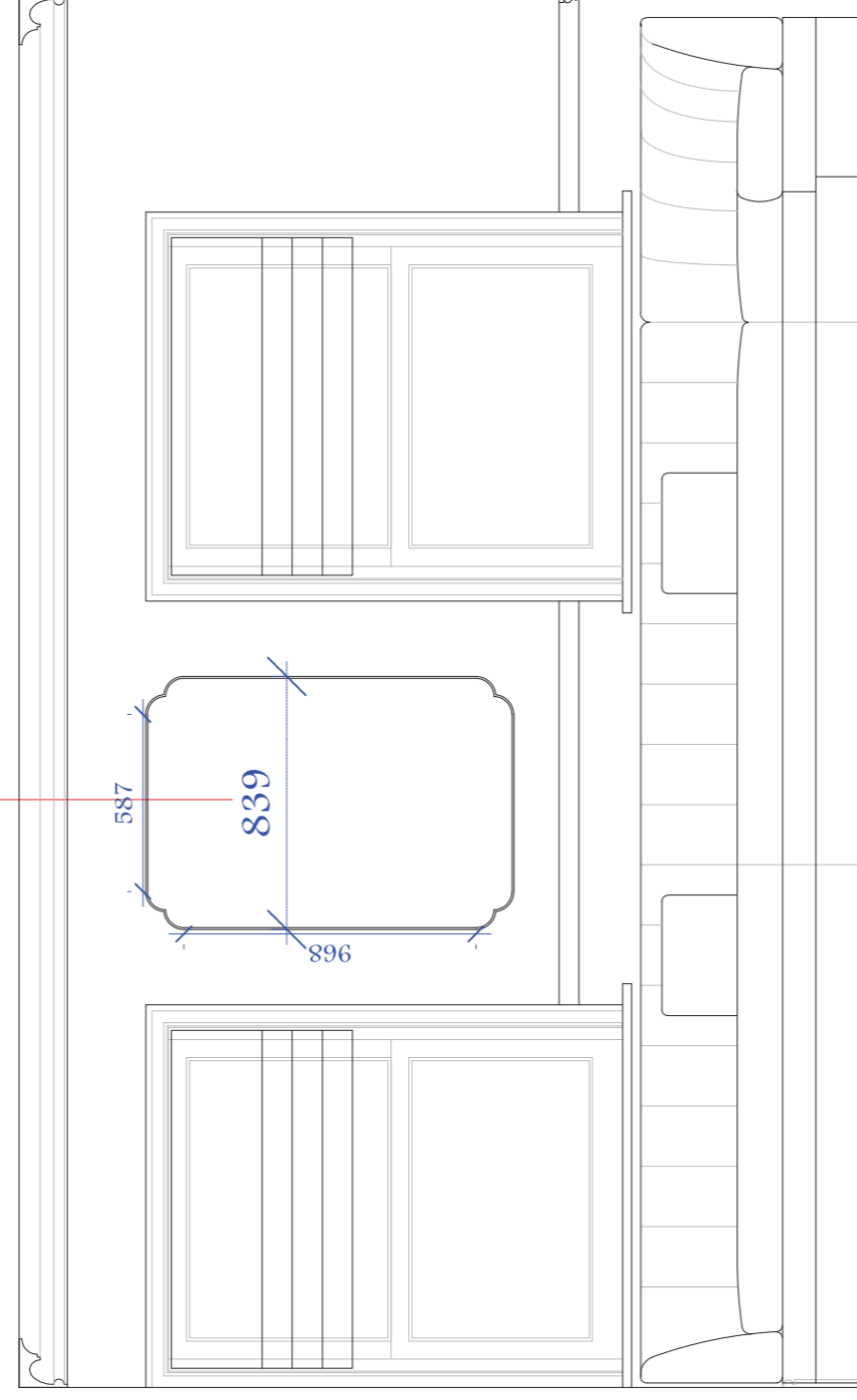
All obsolete services to be removed and essential services to be concealed as much as possible. New services to be as invisible as possible.

Roman blinds

Custom mirror Shaped Bronze frame with mirror inset



Level 3 Bar – Front wall



Level 3 Front Lounge – Front wall

Fabric curtain

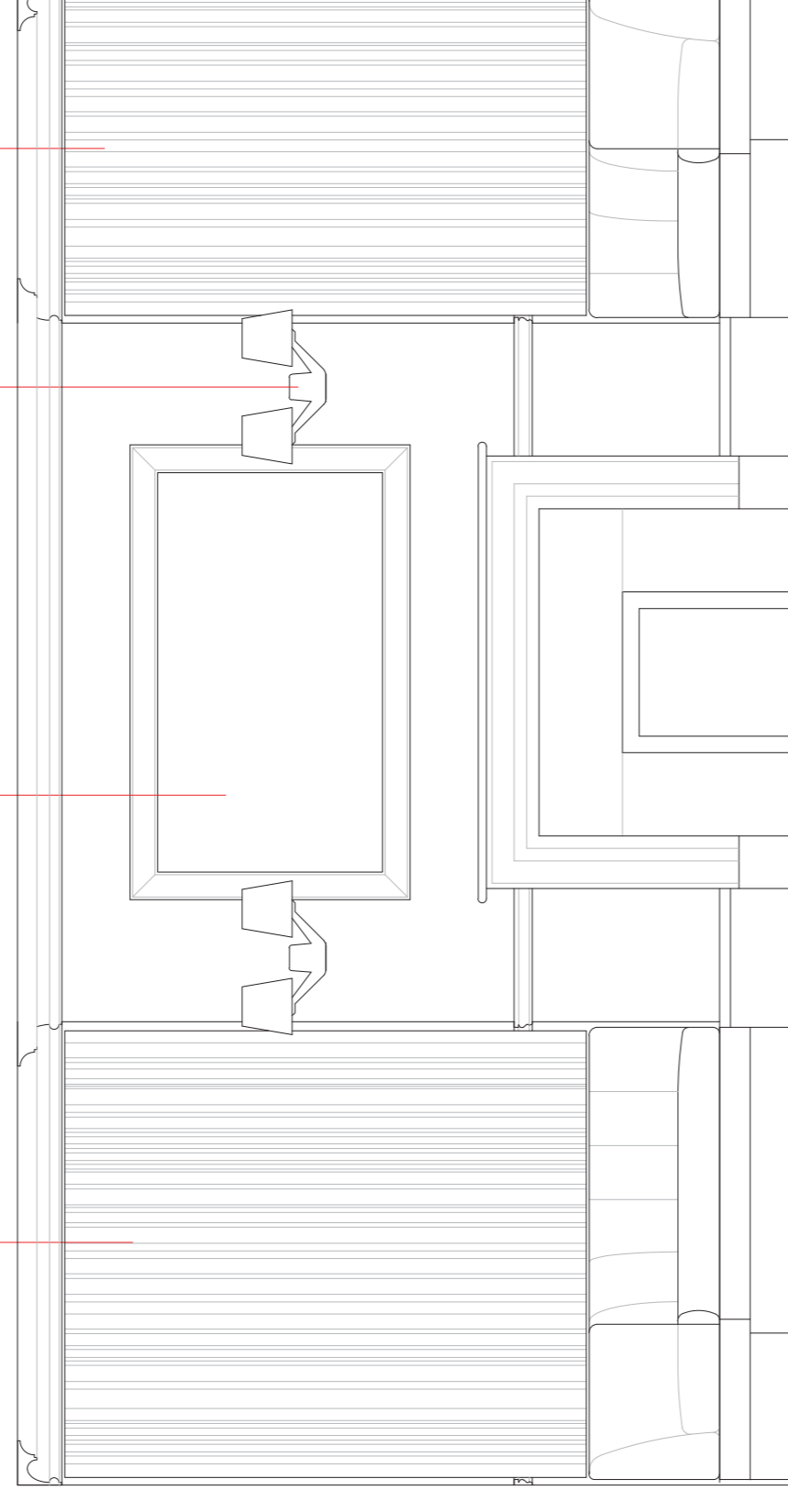
LCD Mirror TV screen, Framed

Base wall sconce by Tom Dixon

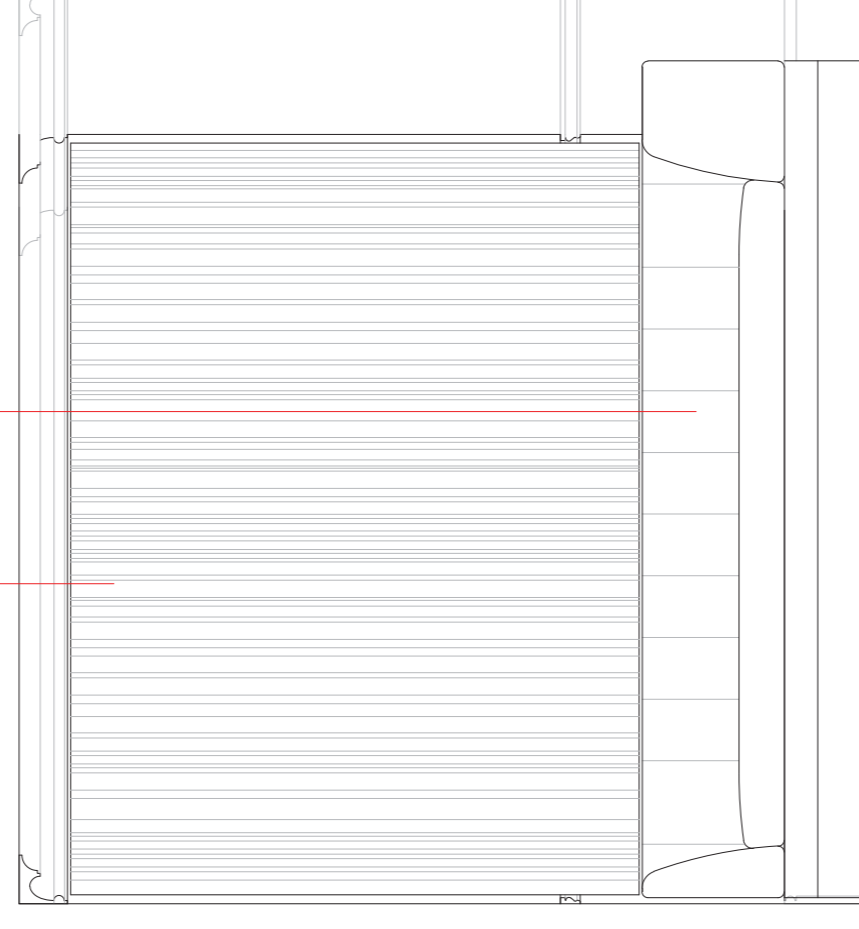
Fabric curtain

Banquette seating with G velvet (vertical fold) back complimentary green leat seat.


Illuminated at skirting as as uplighting behind back



Level 3 Front Lounge – Right wall



Level 3 Rear Lounge – Right wall



Level 3 Bar – Right wall

Level 3 Landing – Right Wall

Stairs to be stripped, restored and painted with handrail left in raw timber

Notes

Contractor must verify all dimensions on site before commencing any work or shop drawings. If this drawing exceeds the quantities taken in any way the Architects are to be informed before the work is installed.

Contractor must verify all dimensions on site before commencing any work or shop drawings. If this drawing exceeds the quantities taken in any way the Architects are to be informed before the work is installed.

Only figured dimensions to be taken from this drawing. Do not scale off this drawing.

Drawings based on Ordnance Survey and/or existing record drawings – design and drawing content subject to Site Survey, Structural Survey, Site Investigations, Planning and Statutory Requirements and Approvals. Authorized reproduction from Ordnance Survey. Map with permission of the Controller of Her Majesty's Stationery Office

Crown Copyright Reserved

Revisions

Rev Description By Date

Signed off by:

Date:

Signature:

Stoneforce Ltd

Unit 2C Shakepeare Industrial Estate Watlington Road Watford Herts. WD24 5RR Tel: 08450 702 860 Fax: 08450 702 861 Email: info@stoneforce.co.uk



Project:

House of Ho

Title:

3rd Floor Elevations

Scale:

1:50 @ A3

1:25 @ A1

Date:

25.08.15

Drawn By:

AO

Project No:

15056

Drawing No:

C-5025

Rev:

E

Notes

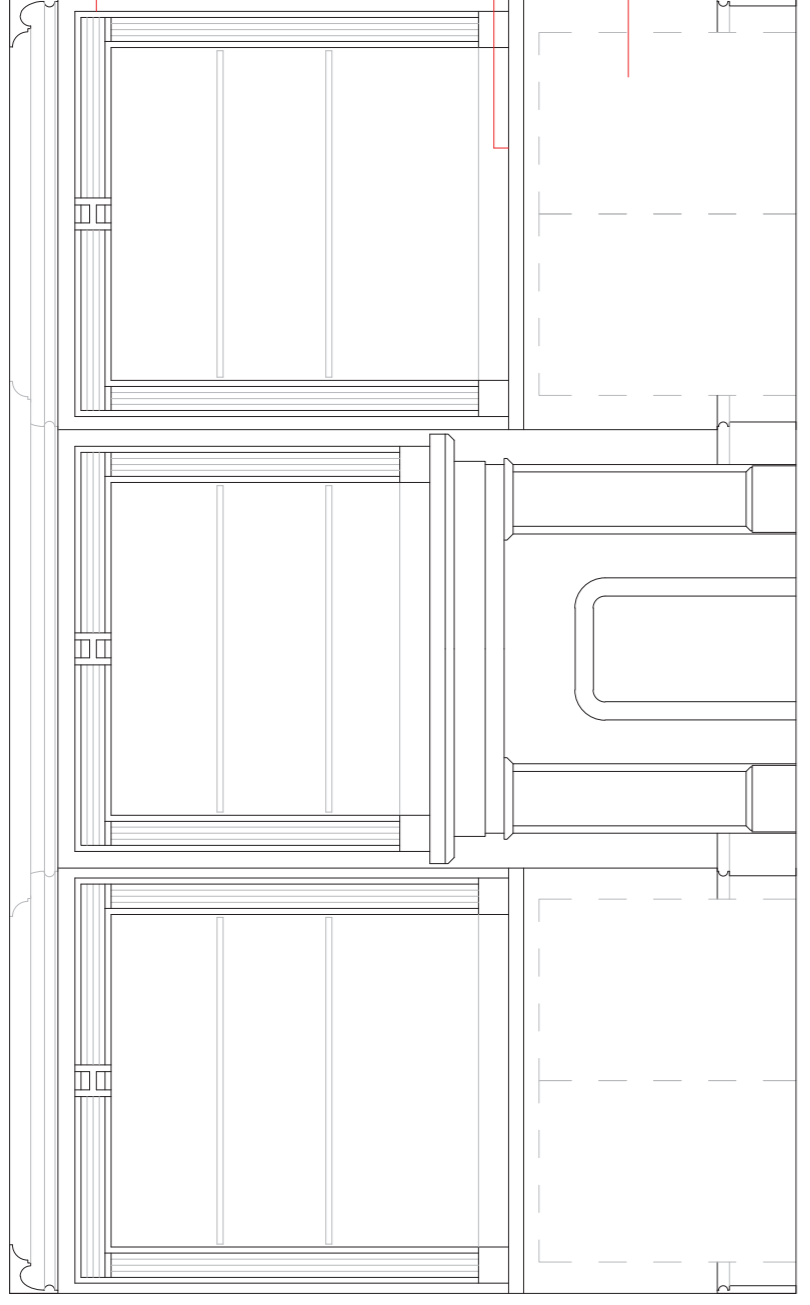
Contractor must verify all dimensions on site before commencing any work or shop drawings. If this drawing exceeds the quantities taken in any way the Architects are to be informed before the work is installed.

Contractor must verify all dimensions on site before commencing any work or shop drawings. If this drawing exceeds the quantities taken in any way the Architects are to be informed before the work is installed.

Only figured dimensions to be taken from this drawing. Do not scale off this drawing.

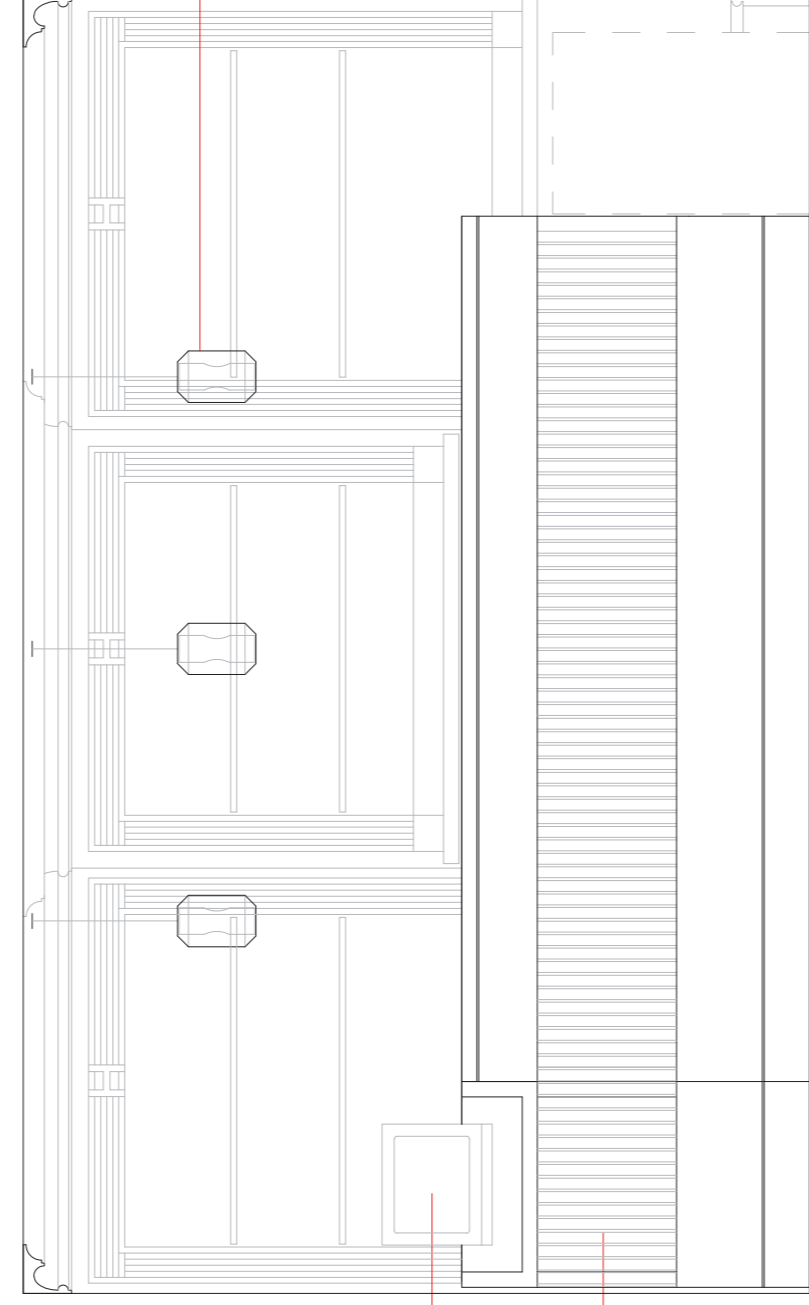
Drawings based on Ordnance Survey and/or existing record drawings - design and drawing content subject to Site Survey, Structural Survey, Site Investigations, Planning and Statutory Requirements and Approvals. Authorized reproduction from Ordnance Survey. Map with permission of the Controller of Her Majesty's Stationery Office

Crown Copyright Reserved



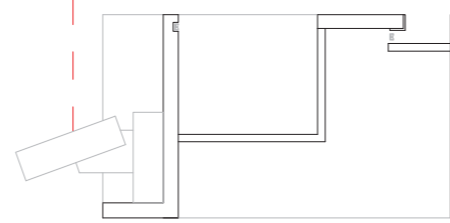
Level 3 Bar — Back bar elevation

Bronze frame with fluted glass on marble upstand by counter top.  
Glass shelves with led illuminating content as well as rear surface.  
Adjustable metal tracks for glass shelves  
Grey Bardiglio marble top with upstand  
Bar equipment by Eximius project



Level 3 Bar — Elevation

3x large Chamber pendant by Lee Broom



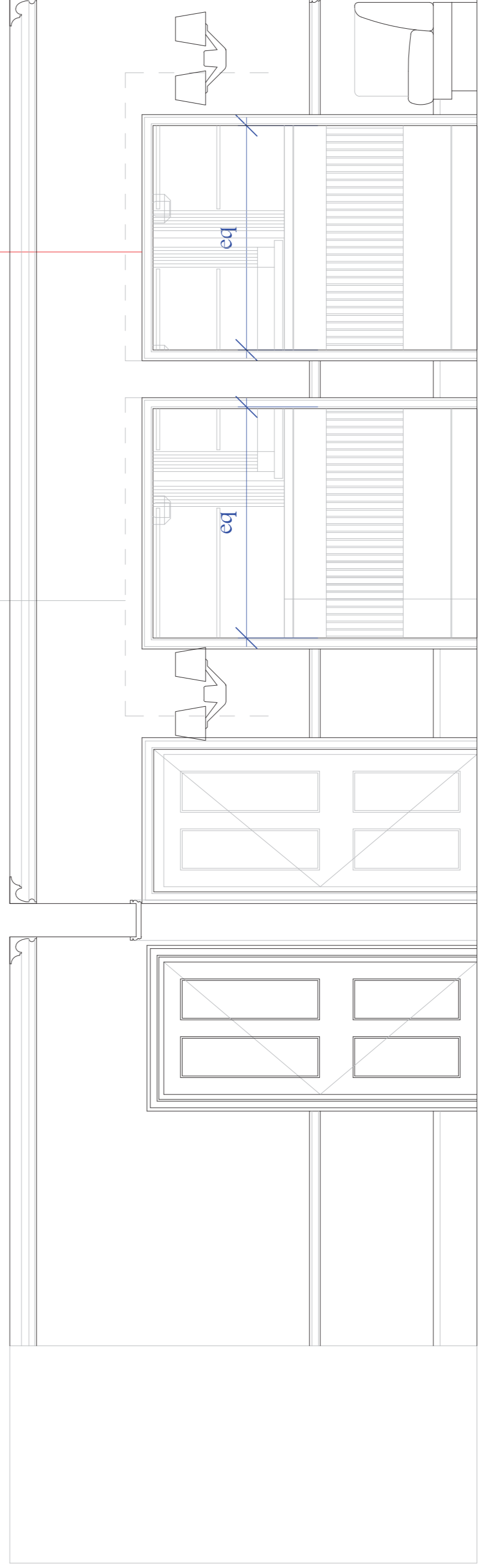
Section through waiter's station

Note:  
Existing architecture and features to be restored, repaired or replaced throughout in accordance with Grade 2 listing guidance — unless otherwise specified.  
All obsolete services to be removed and essential services to be concealed as much as possible.  
New services to be as invisible as possible.

EPOS  
Grey marble waiter station with bronze trims & LED lighting, below counter level and at skirting level.  
Front access.

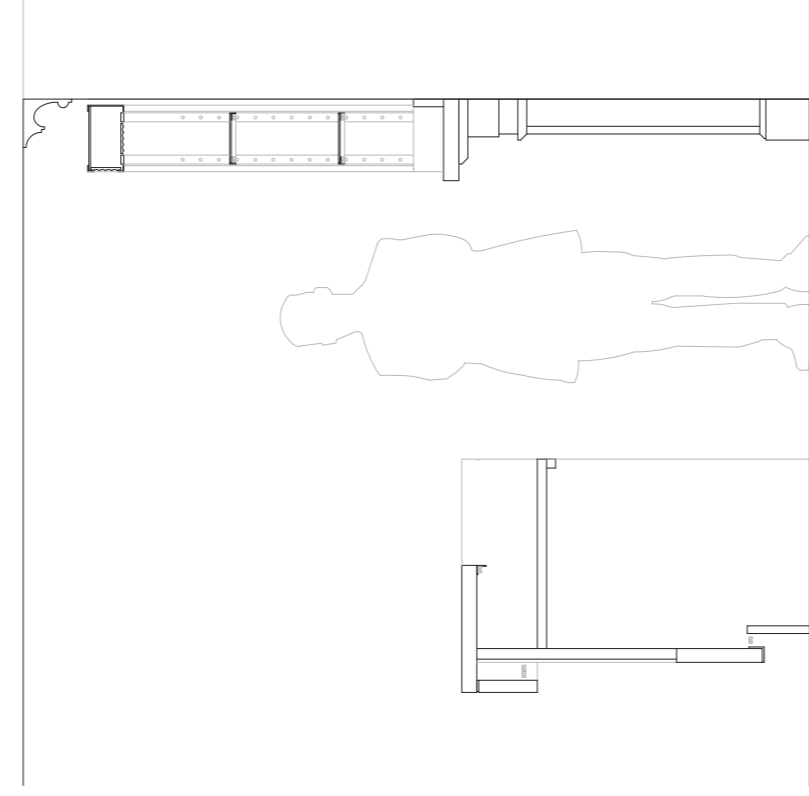
Architrave to be re-instated to new opening size. To line up with door height datum

Dotted line indicates existing opening



Level 3 Front Lounge — Left wall

Level 3 Rear lounge Left wall



Section through Bar & back bar

Revisions

Rev	Description	By	Date

Signed off by:

Date:

Signature:

**Stoneforce Ltd**  
 Unit 2C Shakepeare Industrial Estate  
 Watlington Road, Watford  
 Herts, WD24 5RR  
 Tel: 08450 702 860  
 Fax: 08450 702 861  
 Email: info@stoneforce.co.uk

Project: **House of Ho**

Title: **3rd Floor Elevations**

Scale:	1:50 @ A3	Date:	25.08.15	Drawn By:	AO
	1:25 @ A1				

Project No:	15056	Drawing No:	C-5026	Rev:	E
-------------	-------	-------------	--------	------	---

**Notes**

Contractor must verify all dimensions on site before commencing any work or shop drawings. If this drawing exceeds the quantities taken in any way the Architects are to be informed before the work is installed.

Contractor must verify all dimensions on site before commencing any work or shop drawings. If this drawing exceeds the quantities taken in any way the Architects are to be informed before the work is installed.

Only figured dimensions to be taken from this drawing. Do not scale off this drawing.

Drawings based on Ordnance Survey and/or existing record drawings - design and drawing content subject to Site Survey, Structural Survey, Site Investigations, Planning and Statutory Requirements and Approvals.

Authorized reproduction from Ordnance Survey. Map with permission of the Controller of Her Majesty's Stationery Office

Crown Copyright Reserved

Revisions	By	Date

Signed off by: \_\_\_\_\_

Date: \_\_\_\_\_

Signature: \_\_\_\_\_

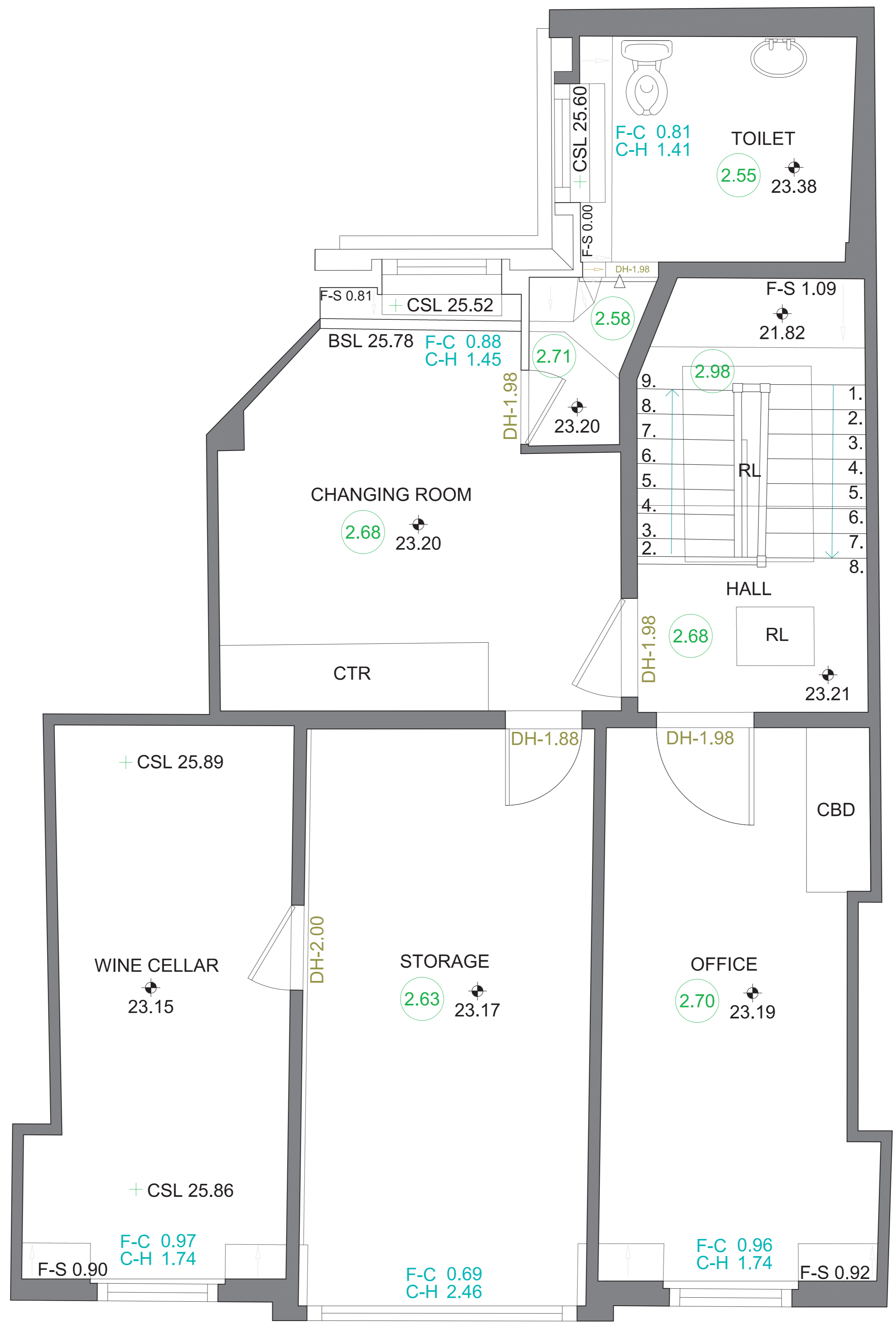
**Stoneforce Ltd**

Unit 2C Shakepeare Industrial Estate  
Weymouth Street,  
Watford,  
Herts, WD24 5RR  
Tel: 08450 702 860  
Fax: 08450 702 861  
Email: info@stoneforce.co.uk

Project: **House of Ho**

Title: **4th Floor General Arrangement**

Scale:	1:50 @ A3	Drawn By:	AO
	1:25 @ A1		
Date:	25.08.15	Project No:	15056
		Drawing No:	C-1027
		Rev:	E



TW:23.79