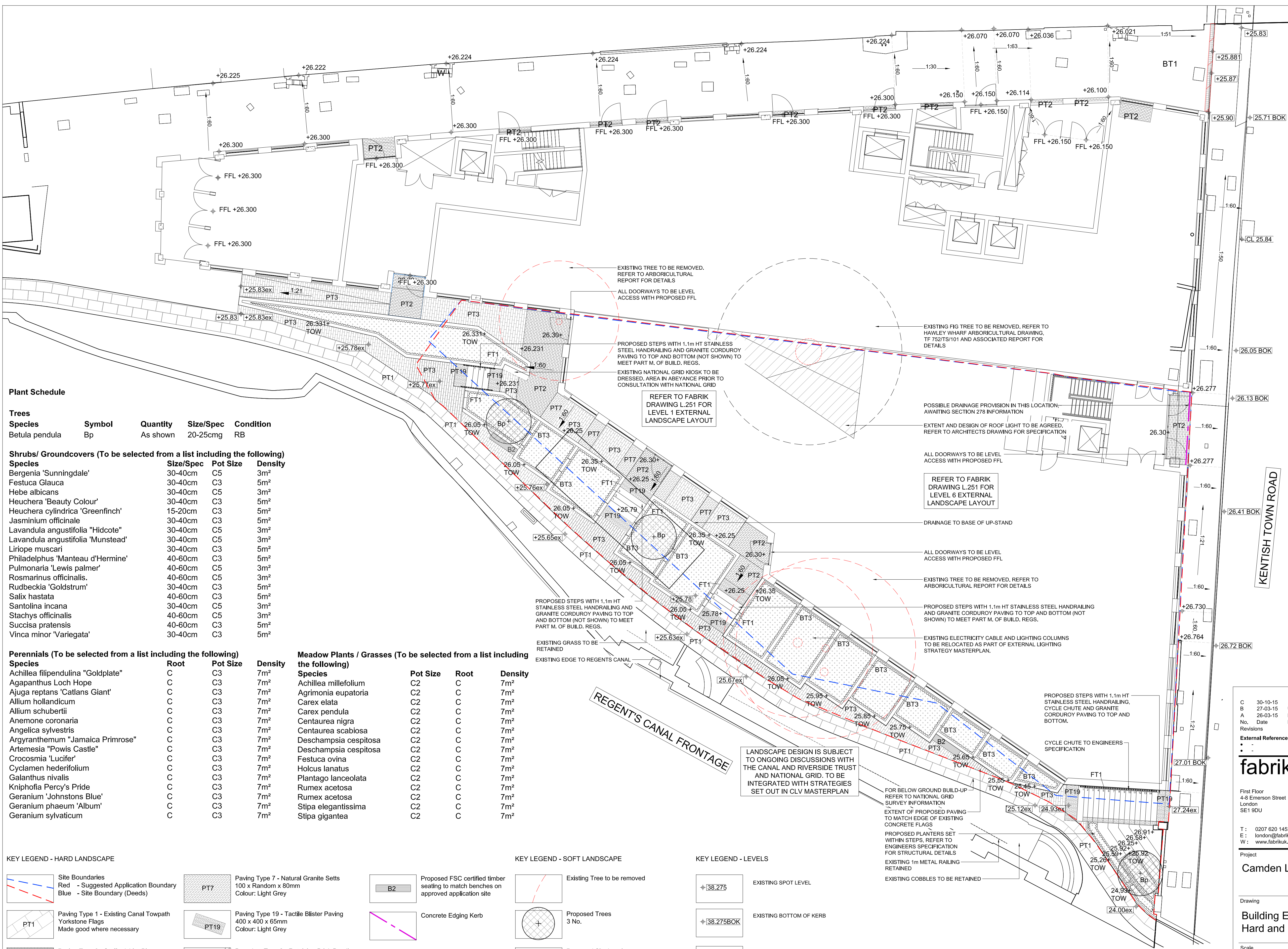


Notes

1. This drawing is the property of fabrik ltd. It must not be copied or reproduced without written consent.
2. Only figured dimensions are to be taken from this drawing. All contractors must visit site and be responsible for taking and checking all dimensions related to the works shown on the drawing.
3. For Section and Detailed Information refer to L.450 series drawings



Plant Schedule

Trees

Species	Symbol	Quantity	Size/Spec	Condition
Betula pendula	Bp	As shown	20-25cmg	RB

Shrubs/ Groundcovers (To be selected from a list including the following)

Species	Size/Spec	Pot Size	Density
Bergenia 'Sunningdale'	30-40cm	C5	3m ²
Festuca Glauca	30-40cm	C3	5m ²
Hebe albicans	30-40cm	C5	3m ²
Heuchera 'Beauty Colour'	30-40cm	C3	5m ²
Heuchera cylindrica 'Greenfinch'	15-20cm	C3	5m ²
Jasminum officinale	30-40cm	C3	5m ²
Lavandula angustifolia 'Hidcote'	30-40cm	C5	3m ²
Lavandula angustifolia 'Munstead'	30-40cm	C5	3m ²
Liriope muscari	30-40cm	C3	5m ²
Philadelphus 'Manteau d'Hermine'	40-60cm	C3	5m ²
Pulmonaria 'Lewis palmer'	40-60cm	C5	3m ²
Rosmarinus officinalis	40-60cm	C5	3m ²
Rudbeckia 'Goldstrum'	30-40cm	C3	5m ²
Salix hastata	40-60cm	C3	5m ²
Santolina incana	30-40cm	C5	3m ²
Stachys officinalis	40-60cm	C5	3m ²
Succisa pratensis	40-60cm	C3	5m ²
Vinca minor 'Variegata'	30-40cm	C3	5m ²

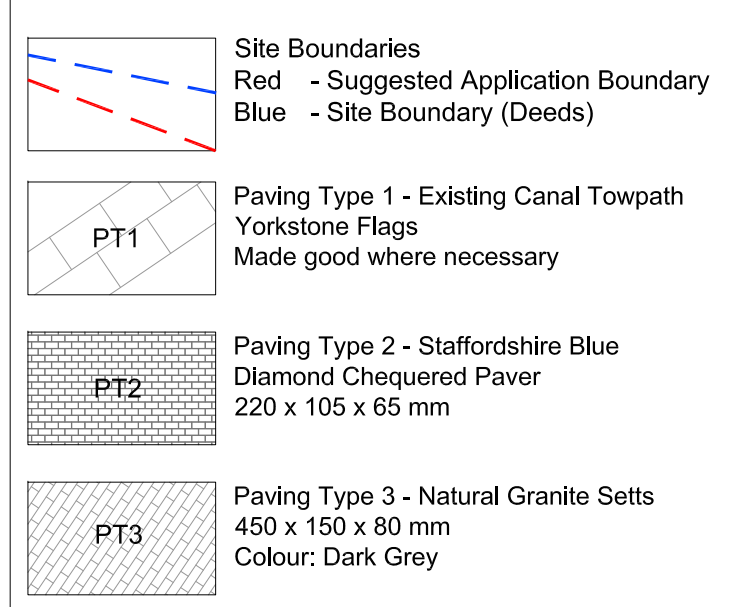
Perennials (To be selected from a list including the following)

Species	Root	Pot Size	Density
Achillea filipendulina 'Goldplate'	C	C3	7m ²
Agapanthus Loch Hope	C	C3	7m ²
Ajuga reptans 'Catlans Giant'	C	C3	7m ²
Allium hollandicum	C	C3	7m ²
Allium schubertii	C	C3	7m ²
Anemone coronaria	C	C3	7m ²
Angelica sylvestris	C	C3	7m ²
Argyranthemum 'Jamaica Primrose'	C	C3	7m ²
Artemisia 'Powis Castle'	C	C3	7m ²
Crocus 'Lucifer'	C	C3	7m ²
Cyclamen hederifolium	C	C3	7m ²
Galanthus nivalis	C	C3	7m ²
Kniphofia Percy's Pride	C	C3	7m ²
Geranium 'Johnstons Blue'	C	C3	7m ²
Geranium phaeum 'Album'	C	C3	7m ²
Geranium sylvaticum	C	C3	7m ²

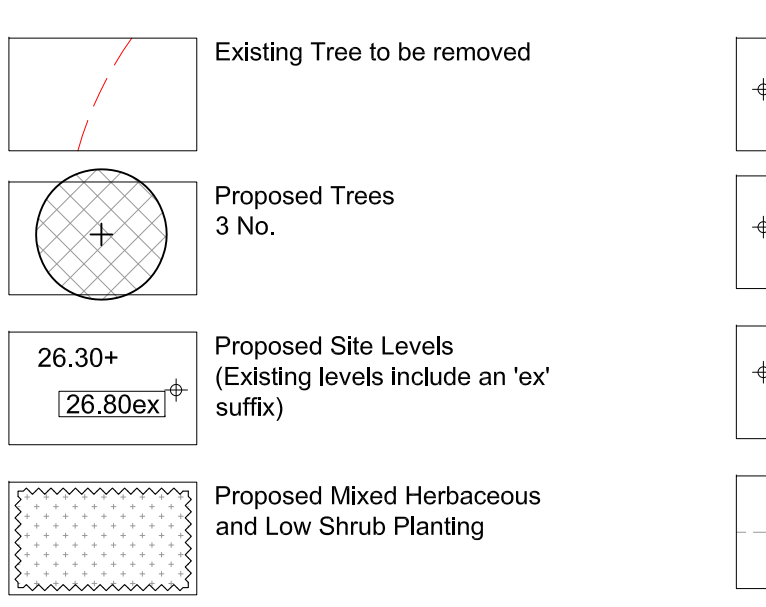
Meadow Plants / Grasses (To be selected from a list including the following)

Species	Pot Size	Root	Density
Achillea millefolium	C2	C	7m ²
Agrimonia eupatoria	C2	C	7m ²
Carex elata	C2	C	7m ²
Carex pendula	C2	C	7m ²
Centauria nigra	C2	C	7m ²
Centauria scabiosa	C2	C	7m ²
Deschampsia cespitosa	C2	C	7m ²
Deschampsia cespitosa	C2	C	7m ²
Festuca ovina	C2	C	7m ²
Holcus lanatus	C2	C	7m ²
Plantago lanceolata	C2	C	7m ²
Rumex acetosa	C2	C	7m ²
Rumex acetosa	C2	C	7m ²
Stipa elegantissima	C2	C	7m ²
Stipa gigantea	C2	C	7m ²

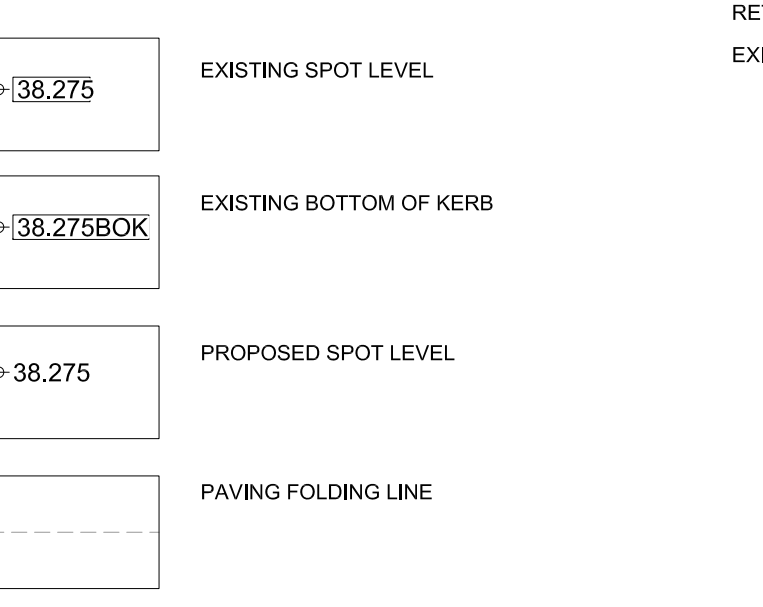
KEY LEGEND - HARD LANDSCAPE



KEY LEGEND - SOFT LANDSCAPE



KEY LEGEND - LEVELS



No.	Date	Reason	LM	trb	trb	Name
C	30-10-15	Additional levels included. Scale updated, key added & issued for planning approval.	LM	trb	trb	
B	27-03-15	Updates made to annotation further to design review				
A	26-03-15	Realignment of steps adjacent to National Grid Kiosk following comments				

External References:

-
-
-

fabrik

First Floor
4-8 Emerson Street
London
SE1 9DU

T: 0207 620 1453
E: london@fabrikuk.com
W: www.fabrikuk.com

Project
Camden Lock Village, Camden

Drawing
**Building E - Lower Ground Floor
Hard and Soft Landscape General Arrangement**

Scale	Date	Checked	Drawn
1:100 @ A1	March '15	cb	trb

Drawing No.	Revision
D1807 L.250	C

