

# Optimum 100 PLATFORM LIFT



## About the Optimum 100

The Optimum 100 is a high quality, reliable, vertical platform lift that is supplied complete with its own small footprint enclosure. This is a self-supporting platform lift which will enhance the value of any building. Installation costs are kept to a minimum ensuring excellent value with a low ownership cost. The 0.55kw energy efficient motor uses 75% less energy than other models of platform lifts. The unit is compliant with Part M of the Building Regulations and has the following features as standard:

- **Code Compliance** - EN81- 41, Part M and MD 2006/42/EC
- **Testing** - Fully load tested and CE marked
- **Maximum Travel** - Up to 15m
- **Floors served** - Up to 6
- **Entrance Door** - On three sides with hinging on either side
- **Standard Platform Size** - 1120mm wide x 1480mm long
- **Footprint** - 1250mm wide x 1560mm long
- **Floor Recess** - 60mm (optional ramp)
- **Enclosure** - Modular self supporting
- **Drive System** - Guided Chain
- **Speed** - 0.15m/s
- **Warranty** - 3 years on major parts
- **Capacity** - 500kg (5-6 persons)
- **Finish** - Hard wearing powder coat white (other colours available)
- **Power Supply** - 240v (single phase, 16 amp)
- **Battery supported Emergency Lowering** on travel over 3m
- **Voice** annunciation

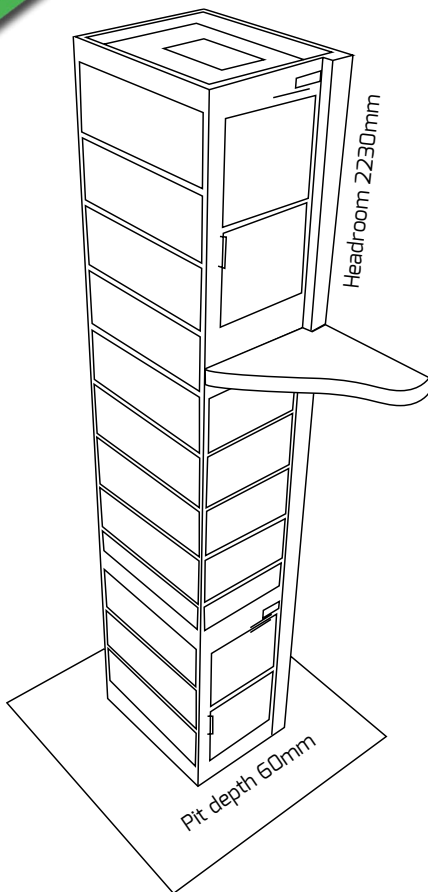


## No-fuss Installation


The Optimum 100 requires little in the way of building works with a 60mm deep pit, a 1590mm x 1280mm vertical hole through the building and a 16 amp power supply to the top floor being the only necessities for most installations to be carried out.

No requirement for scaffolding or lifting beams as the Optimum 100 is fully self supporting.

# Optimum 100 PLATFORM LIFT



Vertical hole through building  
(standard size)



## Range of Door Designs



Glazed half height



Steel door with vision panel and fire rated option

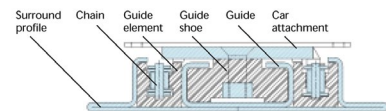


Fully glazed door with fire rated option

## Range of Options

- **Door Styles** – In glass or steel including fire compliance and colour choices.
- **Door Operation** – Fully automated
- **Managed Use** – A full range of key locking systems
- **Glazing** – To all four sides as required
- **Colour Choices** – Any standard RAL
- **Different Platform sizes available**
- **Platform Finish upgrades** - On request
- **Communication Devices** – Autodialer/intercom
- **Fire Alarm Interface**
- **Ramp** – 60mm high in place of the standard pit
- **UPS** - Full battery support
- **Maintenance** - Full service packages
- **External Shaft** – Ask about Optimum 150

## Patented Drive System



Transmission unit with guide, guide shoe, car attachment, chain and guide elements

Optimum 100 is the most energy efficient platform lift on the market today saving as much as 75% of the energy used by other platform lift systems. The .55kw motor is housed within the framework of the lift and powers a robust guided chain system that makes Optimum 100 the most economical and reliable solution to your platform lift requirements.

## Available sizes

Platform Size	Vertical Hole
1020x1480	1180x1590
1020x1680	1180x1790
1120x1480*	1280x1590*
1120x1680	1280x1790
1220x1480	1380x1590
1220x1680	1380x1790

\*Standard size. Special sizes available on request.