



**EXISTING FRONT ELEVATION**

NORTH EAST



**EXISTING REAR ELEVATION**

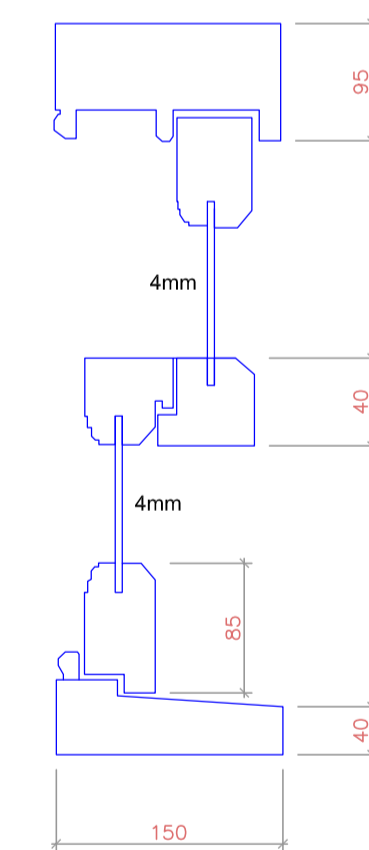
SOUTH EAST



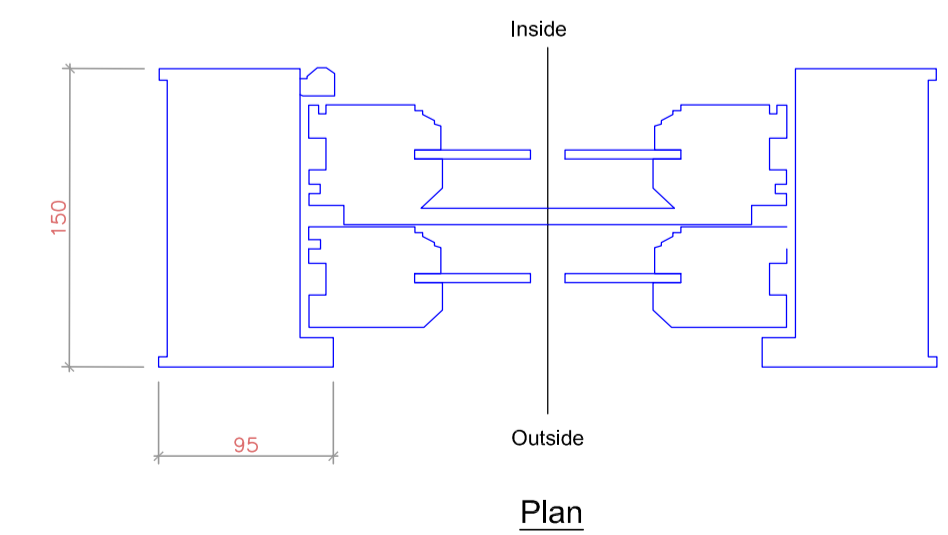
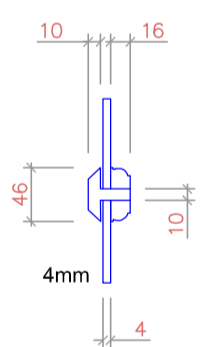
**EXISTING ELDON GROVE ELEVATION**

SOUTH WEST

**Side View / Section**



**Existing Central Glazing Bar Section**



Project  
**FLAT 3, 39 THURLOW ROAD,  
 LONDON NW3 5PH**

Drawing  
**EXISTING ELEVATIONS &  
 WINDOWS SECTION**

Scale 1:50 @ A1 / 1:100 @ A3  
 Date SEPT 2015  
 Drawing No. **1509-THURL-01**

P2	RE-ISSUED FOR PD	21/10/15	SJ
P1	ISSUED FOR PD	30/09/15	SJ
Rev	Description	Date	By

