

DO NOT SCALE
ALL DIMENSIONS TO BE CHECKED BY
CONTRACTOR ON SITE. ERRORS OR
OMISSIONS TO BE REPORTED TO
ARCHITECTS

COPYRIGHT ©
GOLDSTEIN WEEN
ARCHITECTS
ALL RIGHTS RESERVED



REVISION DATE

REVISION	DATE
A	19/10/15
Planter added, Shopfront line altered	

NOTES

TO BE READ IN CONJUNCTION WITH DRAWING PA/03



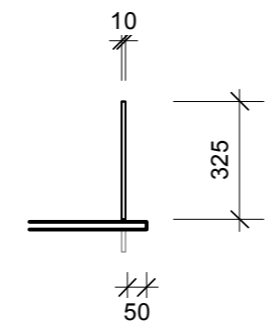
PROPOSED FRONT ELEVATION @ 1:50

1. MAIN ENTRANCE SIGNAGE



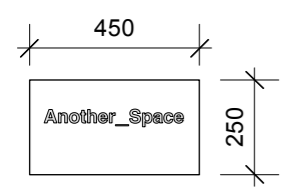
FRONT ELEVATION @ 1:20

Proposed bronze brand signage fixed to the canopy



SIDE ELEVATION @ 1:20

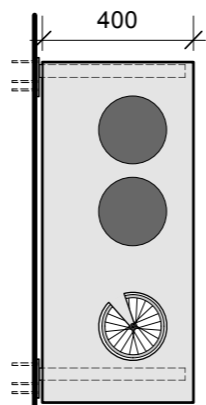
2. SIGNAGE PLAQUE



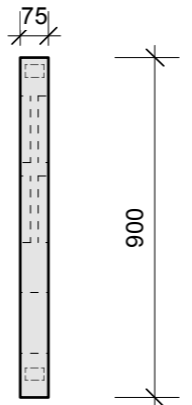
FRONT ELEVATION @ 1:20

Proposed bronze signage plaque, 5mm Thick surface fixed to existing pilaster @1400mm above the FFL

3. BLADE SIGN



FRONT ELEVATION @ 1:20



SIDE ELEVATION @ 1:20

Proposed 900 x 400mm bronze blade sign attached to brackets. Brackets secret screw fixed to brick work wall @ 3090 above FFL

PLANNING

GOLDSTEIN WEEN ARCHITECTS
UNIT 64
15-17 INGATE PLACE
LONDON SW8 3NS
Tel/Fax : (020) 7498 2111
Mobile : (0) 777 5638 380
mark.goldstein@goldsteinweenarchitects.com

ANOTHER_SPACE

PROJECT

CLIENT

PROPOSED SIGNAGE FRONT ELEVATION

TITLE

SCALE 1:20 @ A3 DATE SEP 2015
1:10 @ A1

JOB No. 3190 DRAWN IM

3190	PA	04	A
------	----	----	---

DRAWING No. REVISION