


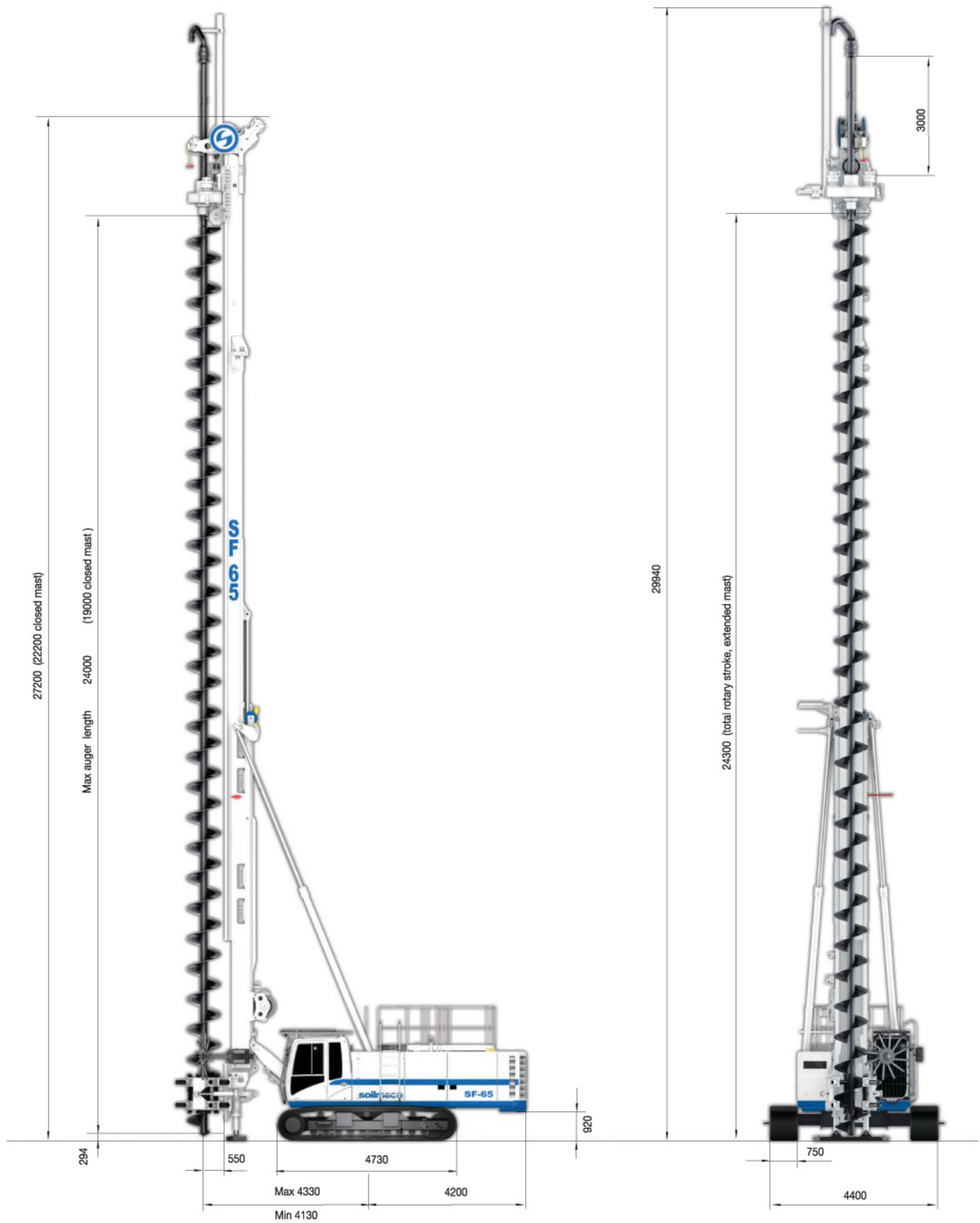
Hydraulic CFA Rotary Rig

SF-65



soilmec®
Drilling and Foundation Equipment

SF-65 APPLICATIONS



Auger cleaner	star type	<i>star type</i>
Max pile diameter	1000 mm	<i>39.4 in</i>
Max pile depth w/o auger extension	24 m	<i>79 ft</i>
Max pile depth with auger extension	27 (24+ 3) m	<i>89 (79+10) ft</i>
Max extraction force	572 kN	<i>128500 lb</i>

SF-65 TECHNICAL DATA SHEET

Overall height fully extended mast	29940 mm	1179 in
Overall height closed mast	24940 mm	982 in
Operating weight w/o auger	49500 kg	109129 lb
Rotary Drive		
- Theoretical rated torque	150 kNm	110600 lbf*ft
- Speed of rotation (max)	31 rpm	26 rpm
Main winch	controlled descent	controlled descent
- Line pull (1st layer)	143 kN	32100 lbf
- Rope diameter	22 mm	0.87 in
- Rope length	46 m / 100 m	151 ft / 328 ft
- Line speed (max.)	68 m/min	223 ft/min
Auxiliary winch	controlled descent	controlled descent
- Line pull (1st layer)	65 kN	14600 lbf
- Rope diameter	18 mm	0.71 in
- Line speed (max.)	67 m/min	220 ft/min
Pull down winch	optional	optional
- Pull down force	97 kN	21800 lbf
- Rope diameter	16 mm	0.63 in
Engine	CAT C7 ACERT	CAT C7 ACERT
- Rated output ISO 3046-I	205 kW @ 1800 rpm	295 HP @ 1800 rpm
- Engine conforms to Exhaust emission Standard	EU stage III / US EPA Tier III and Tier 4i	EU stage III / US EPA Tier III and Tier 4i
- Diesel tank capacity	385 l	102 US gal
- Sound pressure level in cabin (EN791 Annex A)	75 dB (A)	75 dB (A)
- Sound power level (2000/14EG u. EN791, Annex A)	106 dB (A)	106 dB (A)
Hydraulic system		
- Main pump	468 l/min	85 US gal/min
- Working pressure	32 MPa	4641 psi
Undercarriage (retractable crawler frames)		
- Track shoes width	750 mm	30 in
- Overall width of crawlers retracted	2980 mm	117 in
- Overall width of crawlers extended	4440 mm	175 in
- Overall length of crawlers	4730 mm	186 in
- Traction force	294 kN	66094 lbf
- Travel speed	1,9 km/h	1.2 mph

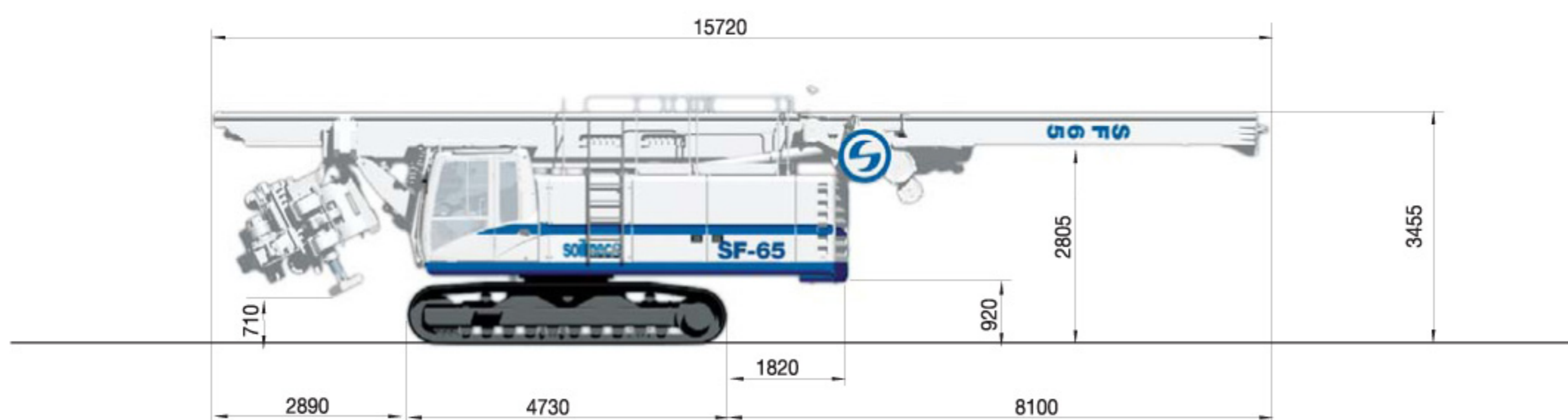
* Soilmec integrates high quality level components: Berco, Rexroth, Trasmital.

STANDARD EQUIPMENT

- Emergency mode of operation for engine
- Engine diagnostic system
- Diagnostic panel for hydraulic functions
- Transport securing lugs on crawler units
- Access ladder on upper carriage
- On-board lighting set
- On-board tool set
- Electric refuelling pump
- 360° turret rotations
- Concrete pipe alongside the mast foot
- High-comfort operator's cab
- Protective roof grate (FOPS compliant)
- Air conditioning system
- Radio and CD player

OPTIONAL EQUIPMENT

- Base carrier
 - Central lubrication system
 - Biodegradable oil
- Pressurized air conditioning system
- Turret area guard
- Drilling Equipment
 - Swivel for auxiliary rope
 - Videocamera attachment



Transport configuration		
Weight	49000 kg	108000 lb
Width	2980 mm	117.3 in

This brochure has been edited and distributed by SOILMEC Spa. The present document cancels and override any previous ones. This brochure shall not be distributed, reproduced or exhibited without SOILMEC Spa. authorization in accordance with to SOILMEC web site disclaimer condition.

SOILMEC Spa distributes machinery and structures all over the world, supported by SOILMEC Spa subsidiary companies and dealers. The complete Soilmec network list is available on the web site www.soilmec.it