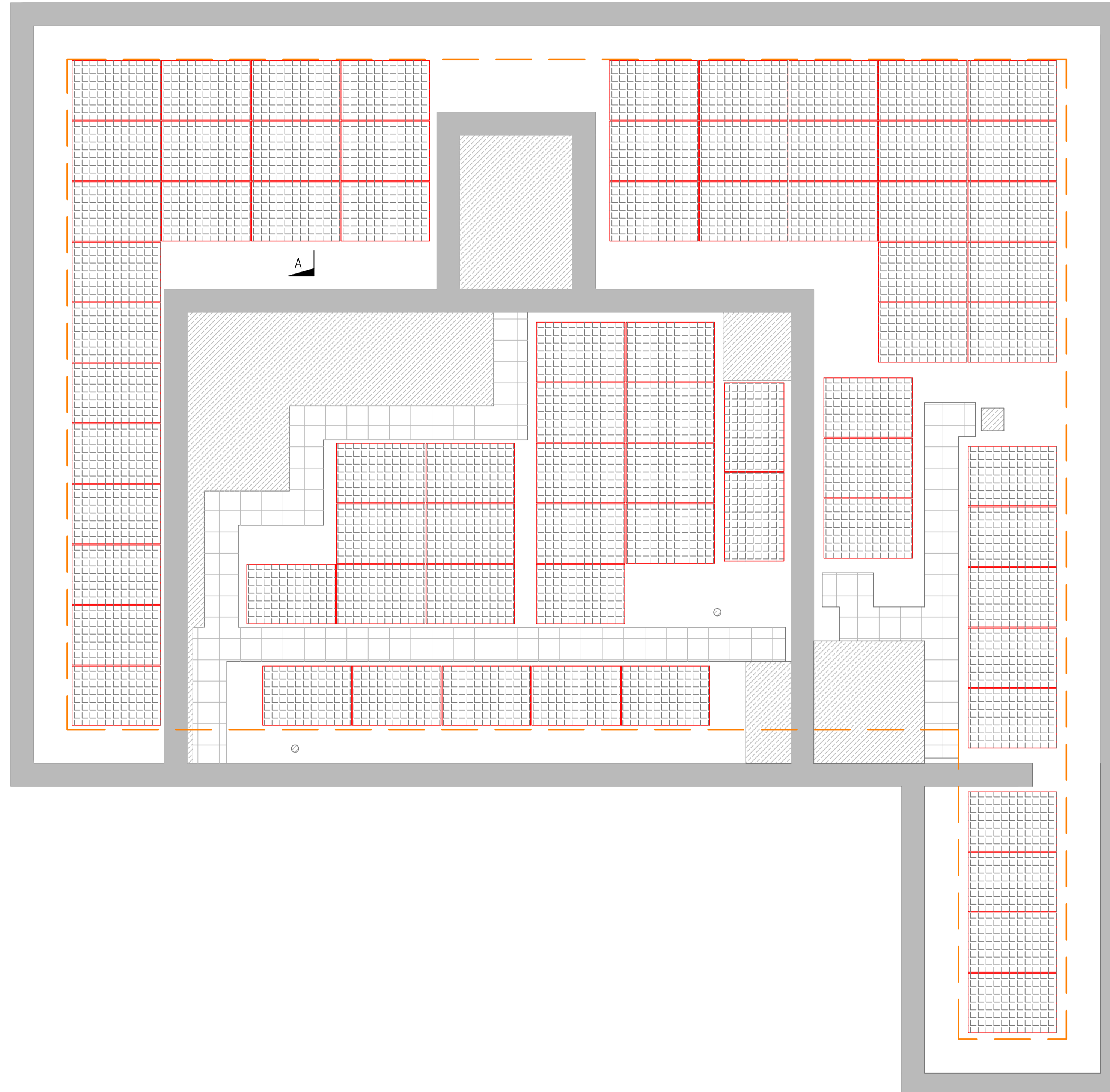







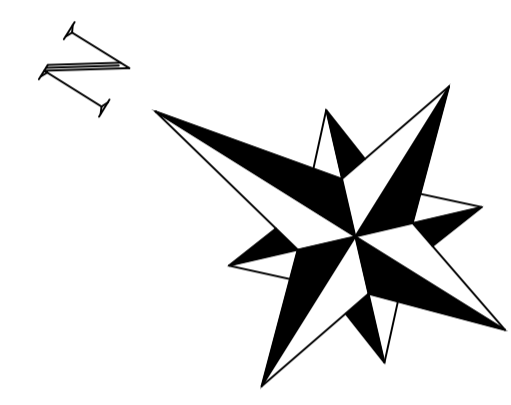
SECTION A-A



DRAWING KEY

-  **PROPOSED**
330W BENQ SOLAR PV PANEL
1046mm x 1559mm x 40mm
-  DENOTES 400mm x 400mm PARAPET WALL
-  DENOTES ROOF OBSTRUCTIONS
-  DENOTES 600mm WIDE FOOTPATH
-  DENOTES 1M CLEARANCE FROM OUTSIDE EDGE OF EXISTING PARAPET WALL

74 No PANELS - 24.42kWp



NOTES

1. THIS DRAWING IS TO BE READ IN CONJUNCTION WITH ALL RELEVANT DOCUMENTS AND SPECIFICATIONS.
2. INFORMATION AND SETTING OUT ON THIS DRAWING IS BASED LARGELY ON INFORMATION TAKEN FROM CAD DRAWINGS PREPARED BY OTHERS AND GIVEN IN GOOD FAITH. NO RESPONSIBILITY CAN BE ACCEPTED FOR ERRORS RESULTING FROM INACCURACIES IN THESE ORIGINAL DRAWINGS.
3. LAYOUT SUBJECT TO CHANGE DEPENDANT ON SITE CONDITIONS.

Rev	Date	Description	Drawn
P2	05/10/15	SECTION A-A AMENDED, 1M CLEARANCE ZONE ADDED	CH
P1	21/07/15	PRELIMINARY ISSUE	CH
P	08/07/15	PRELIMINARY ISSUE	CH

Issue status
PRELIMINARY

Project
BUPA BUILDING
BLOOMSBURY WAY, LONDON

Title
SOLAR PV
ROOF LAYOUT

Scale	Designed By	Checked by	Date
1:50@A1	CH	DW	JUL'15

 **envirolec**
smart energy solutions
Envirolec SES Ltd
Suscon
Brunel Way
Dartford
Kent DA1 5FW
E: chris@envirolec-ses.co.uk
T: (0208) 750 5555

BBW | PV | 001 | P2

THIS DRAWING IS THE COPYRIGHT OF ENVIROLEC SES LTD AND SHALL NOT BE USED WITHOUT PRIOR PERMISSION