

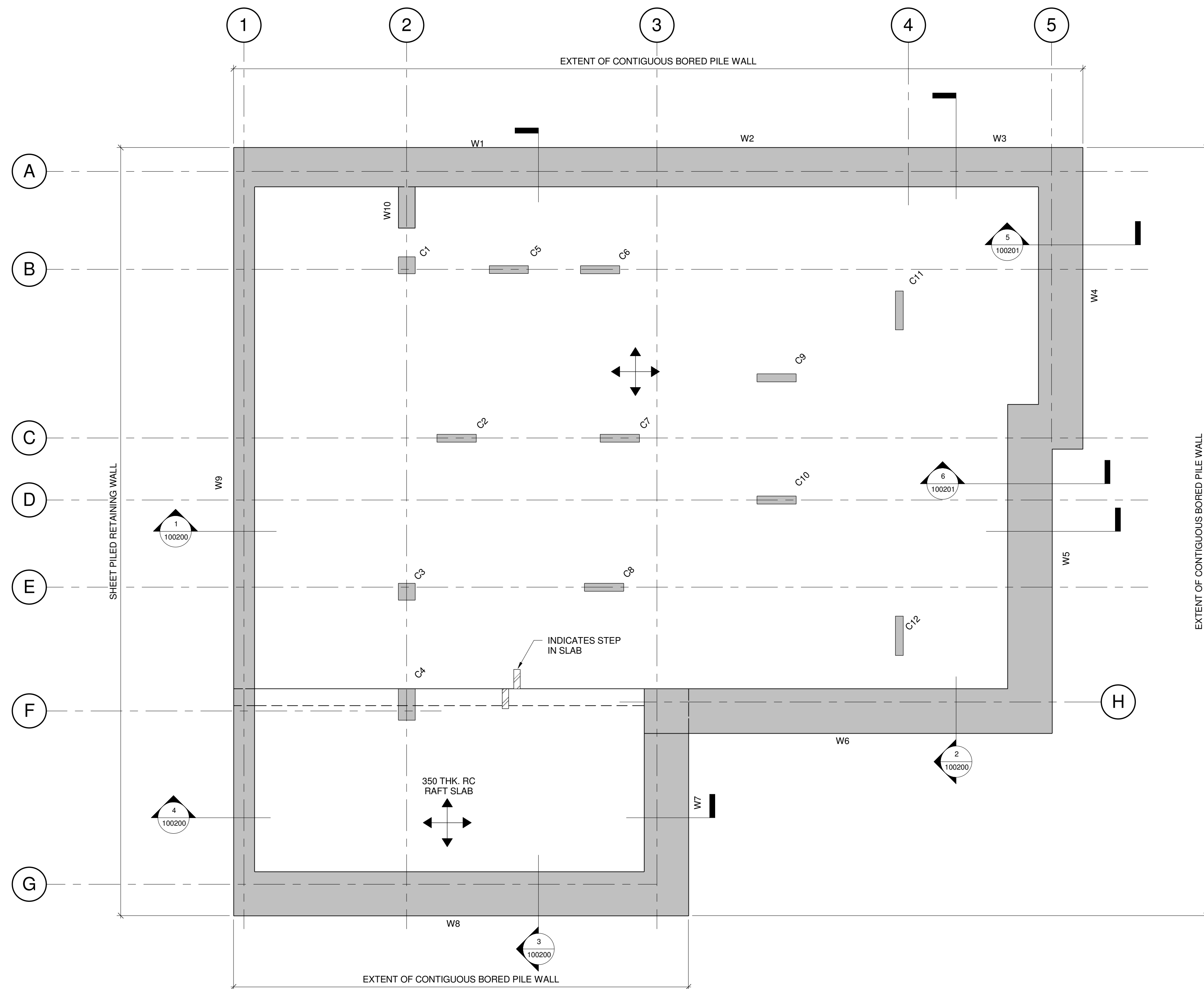


COLUMN LOADING SCHEDULE

TYPE MARK	U.L.S. (kN)	S.L.S. (kN)
C1	90	66
C2	167	122
C3	112	82
C4	213	154
C5	165	121
C6	446	326
C7	194	142
C8	514	375
C9	176	129
C10	172	125
C11	417	304
C12	333	343

WALL LOADING SCHEDULE


TYPE MARK	U.L.S. (kN)	S.L.S. (kN)
W1	167	123
W2	17	13
W3	211	169
W4	150	135
W5	125	110
W6	71.28	55
W7	185	137.5
W8	32.5	25
W9	50	36
W10	240	176



REV	DATE	DESCRIPTION	BY	CHK	APP
P 2	28.08.15	GENERAL UPDATES		JD	NR
P 1	17.08.15	PRELIMINARY ISSUE		JD	NR

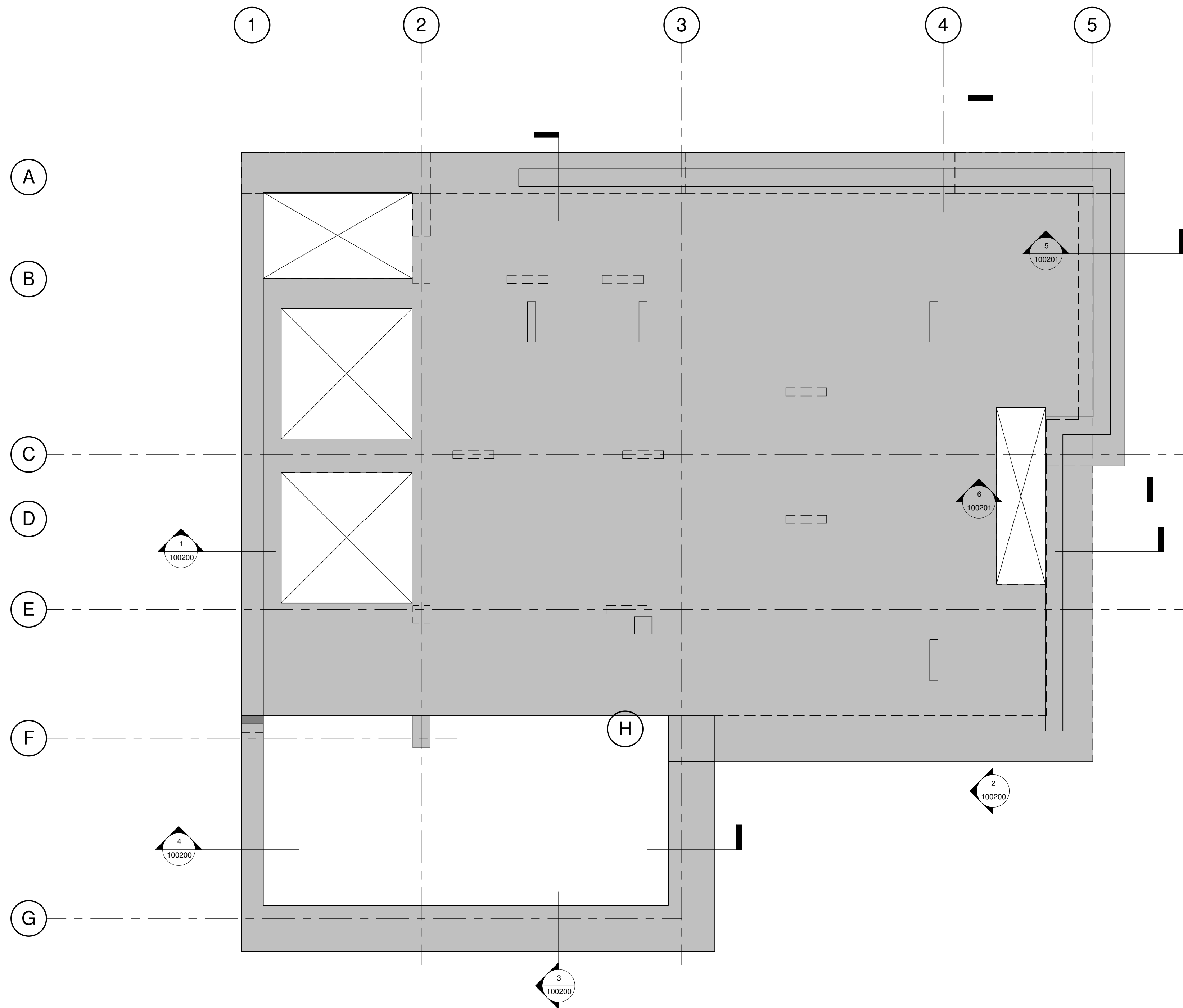
COPYRIGHT: THE COPYRIGHT OF THIS DRAWING IS VESTED IN CLANCY CONSULTING. IT SHALL NOT BE USED WITHOUT PERMISSION BY ANYONE FOR ANY PURPOSE. THIS DRAWING IS TO BE READ IN CONJUNCTION WITH ALL OTHER ENGINEERS AND ARCHITECTS DRAWINGS, DETAILS & SPECIFICATIONS. WORK TO REQUIRED DIMENSIONS ONLY. ALL DIMENSIONS ARE IN MILLIMETRES UNLESS STATED OTHERWISE. THIS DRAWING WAS PRODUCED USING REVIT. IT IS NOT TO BE EXPORTED AND USED IN AUTOCAD. ANY EXPORTED/AUTOCAD/DWG FORMAT PRODUCED FROM THIS SHEET IS TO BE USED FOR INFORMATION PURPOSES ONLY.

2015
 Client: MARK DAVIES
 Project: 30a THURLOW ROAD
 Office: LONDON - 020 3077 0970
 Title: PROPOSED BASEMENT GA (PRELIMINARY LOADING DATA)
 Scale @ A1: 1 : 50
 Status: PRELIMINARY



Originator	Job Number	Discipline	Building/Zone
CCL	26551	S	TR
Type	Level	Drawing No.	Revision
GA	BAS	100100	P 2

PRELIMINARY DRAWING
 THIS DRAWING IS FOR PRELIMINARY INFORMATION PURPOSES ONLY AND MUST NOT BE READ AS A CONSTRUCTION ISSUE. IT INDICATES DESIGN INTENT ONLY AND IS SUBJECT TO AMENDMENT DURING FINAL DESIGN DEVELOPMENT



REV	DATE	DESCRIPTION	BY	CHK	APP

COPYRIGHT: THE COPYRIGHT OF THIS DRAWING IS VESTED IN CLANCY CONSULTING. IT SHALL NOT BE USED WITHOUT PERMISSION BY ANYONE FOR ANY PURPOSE. THIS DRAWING IS TO BE READ IN CONJUNCTION WITH ALL OTHER ENGINEERS AND ARCHITECTS DRAWINGS, DETAILS & SPECIFICATION. DO NOT SCALE THIS DRAWING ELECTRONICALLY OR MANUALLY. WORK TO REQUIRED DIMENSIONS ONLY. ALL DIMENSIONS ARE IN MILLIMETRES UNLESS STATED OTHERWISE. THIS DRAWING WAS PRODUCED USING REVIT. IT IS NOT TO BE EXPORTED AND USED IN AUTOCAD. ANY EXPORTED AUTOCAD/DWG FORMAT PRODUCED FROM THIS SHEET IS TO BE USED FOR INFORMATION PURPOSES ONLY.

2015

Client
MARK DAVIES


Project
30a THURLOW ROAD

Office
LONDON - 020 3077 0970

Title
PROPOSED LOWER GROUND FLOOR GA

Scale @ A1
1 : 50

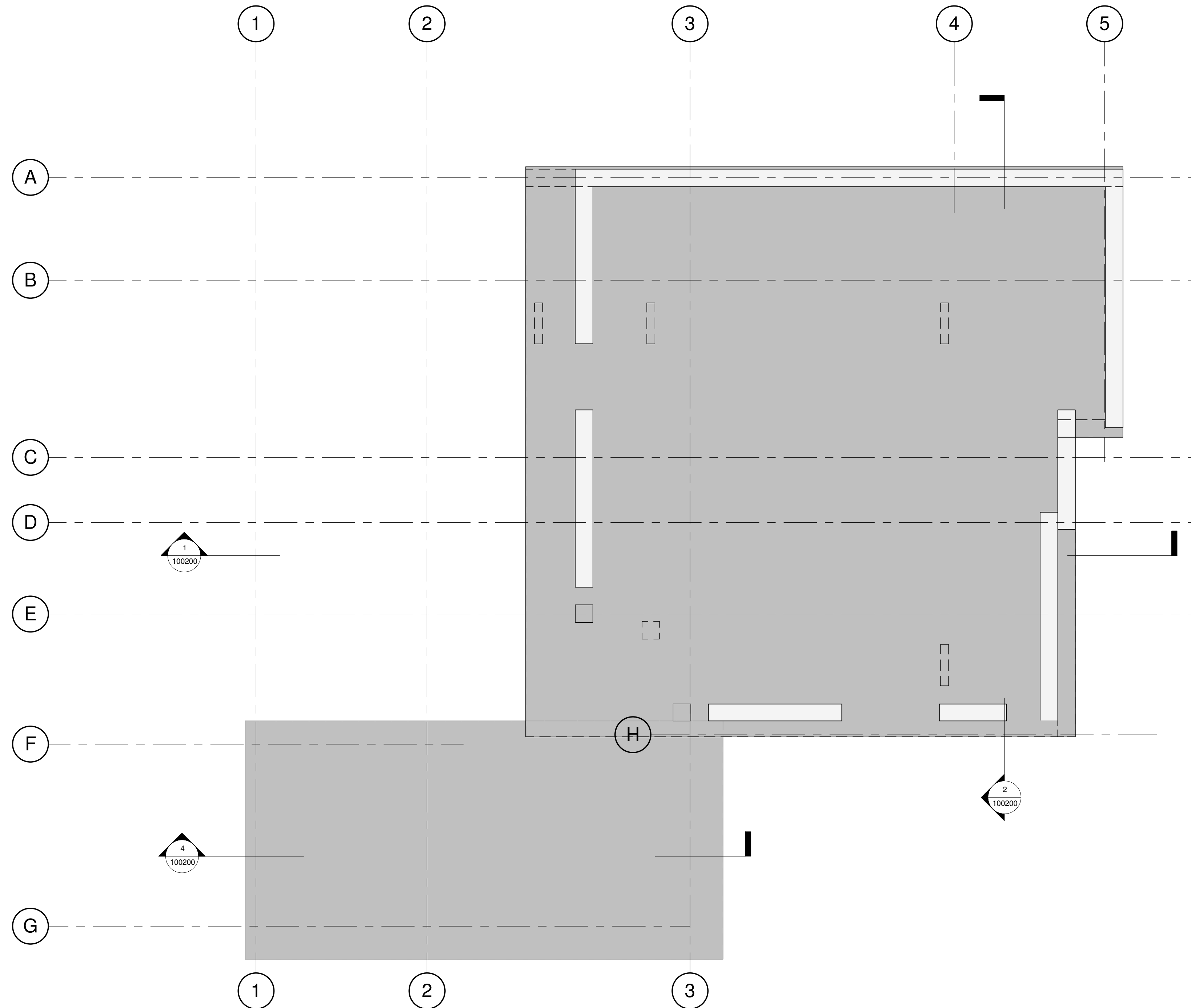
Scale @ A1
1 : 50



www.clancy.co.uk

Originator	Job Number	Discipline	Building/Zone
CCL	246551	S	TR
Type	Level	Drawing No.	Revision
GA	LG	100101	

PRELIMINARY DRAWING
THIS DRAWING IS FOR PRELIMINARY INFORMATION PURPOSES ONLY AND MUST NOT BE READ AS A CONSTRUCTION ISSUE. IT INDICATES DESIGN INTENT ONLY AND IS SUBJECT TO AMENDMENT DURING FINAL DESIGN DEVELOPMENT



REV	DATE	DESCRIPTION	BY	CHK	APP

COPYRIGHT: THE COPYRIGHT OF THIS DRAWING IS VESTED IN CLANCY CONSULTING. IT SHALL NOT BE USED WITHOUT PERMISSION BY ANYONE FOR ANY PURPOSE. THIS DRAWING IS TO BE READ IN CONJUNCTION WITH ALL OTHER ENGINEERS AND ARCHITECTS DRAWINGS, DETAILS & SPECIFICATION. DO NOT SCALE THIS DRAWING ELECTRONICALLY OR MANUALLY. WORK TO REQUIRED DIMENSIONS ONLY. ALL DIMENSIONS ARE IN MILLIMETRES UNLESS STATED OTHERWISE. THIS DRAWING WAS PRODUCED USING REVIT. IT IS NOT TO BE EXPORTED AND USED IN AUTOCAD. ANY EXPORTED/AUTOCAD/DWG FORMAT PRODUCED FROM THIS SHEET IS TO BE USED FOR INFORMATION PURPOSES ONLY.

2015

Client **MARK DAVIES**

Project **30a THURLOW ROAD**

Office **LONDON - 020 3077 0970**

Title **PROPOSED UPPER GROUND FLOOR GA**

Scale @ A1 **1 : 50**

Scale @ A2 **1 : 25**

Scale @ A3 **1 : 12.5**

Scale @ A4 **1 : 6.25**

Scale @ A5 **1 : 3.125**

Scale @ A6 **1 : 1.5625**

Scale @ A7 **1 : 0.78125**

Scale @ A8 **1 : 0.390625**

Scale @ A9 **1 : 0.1953125**

Scale @ A10 **1 : 0.09765625**

Scale @ A11 **1 : 0.048828125**

Scale @ A12 **1 : 0.0244140625**

Scale @ A13 **1 : 0.01220703125**

Scale @ A14 **1 : 0.006103515625**

Scale @ A15 **1 : 0.0030517578125**


Scale @ A16 **1 : 0.00152587890625**

Scale @ A17 **1 : 0.000762939453125**

Scale @ A18 **1 : 0.0003814697265625**

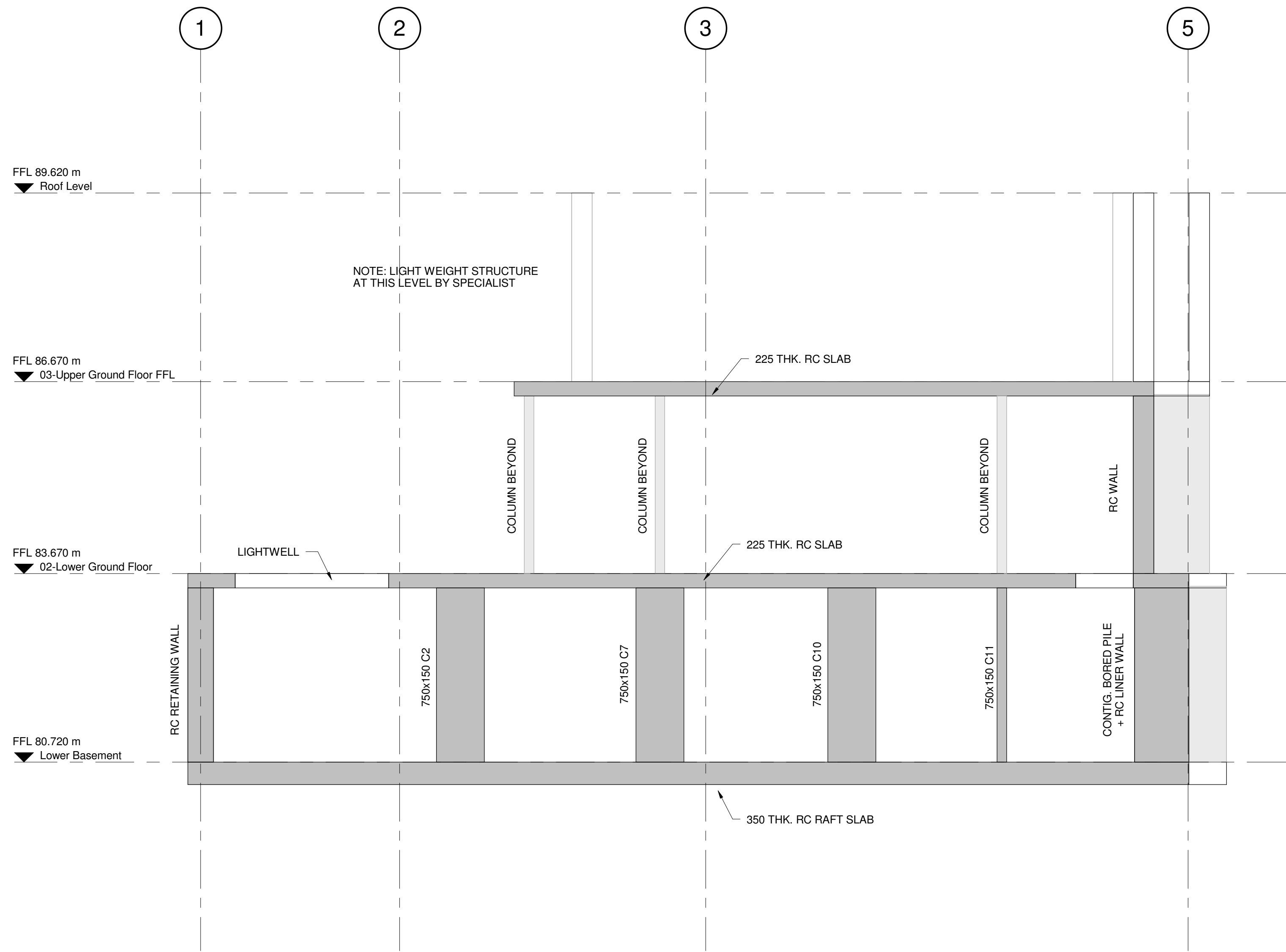
Scale @ A19 **1 : 0.00019073486328125**

Scale @ A20 **1 : 0.000095367431640625**

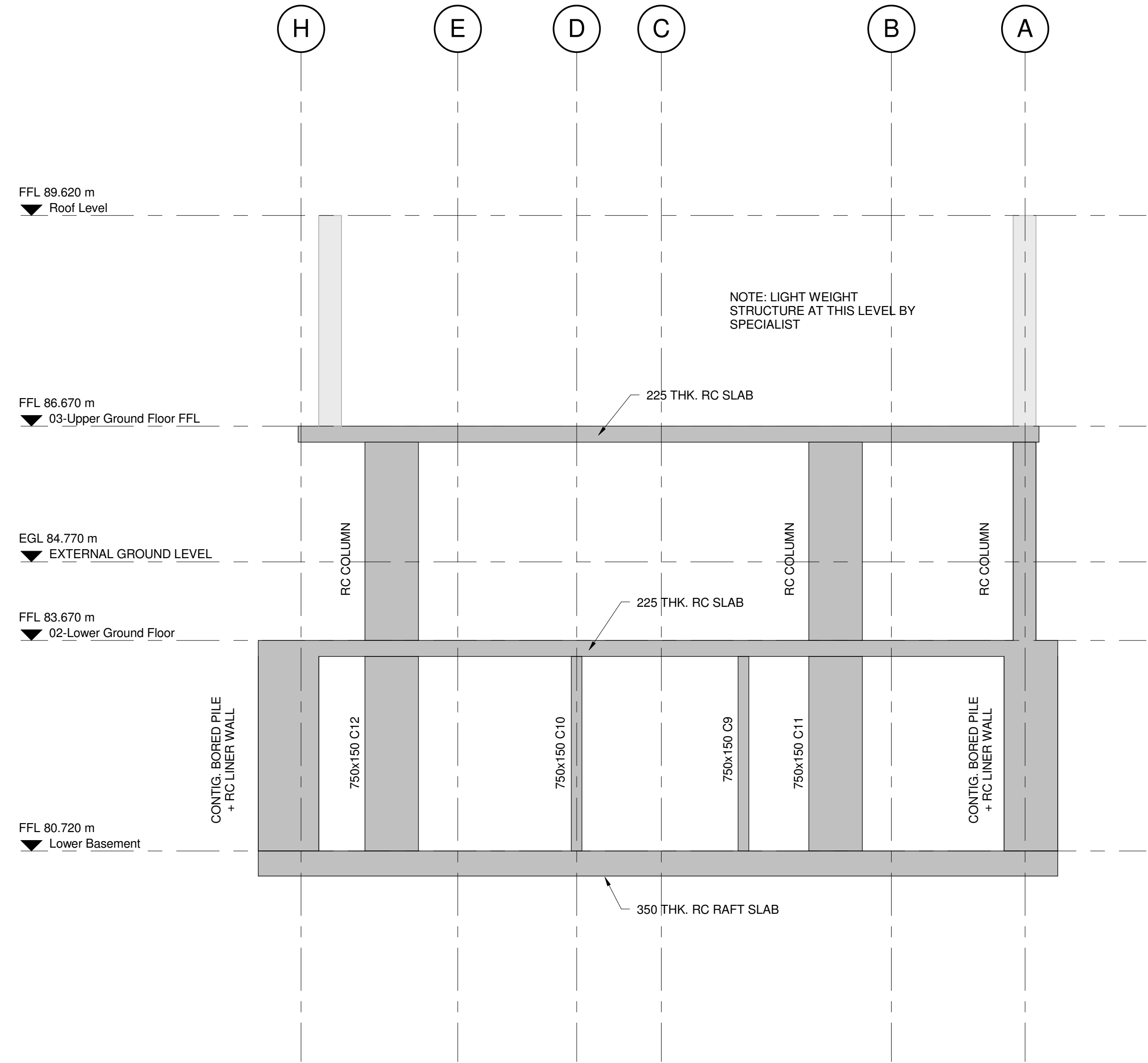


PRELIMINARY DRAWING
 THIS DRAWING IS FOR PRELIMINARY INFORMATION PURPOSES ONLY AND MUST NOT BE READ AS A CONSTRUCTION ISSUE. IT INDICATES DESIGN INTENT ONLY AND IS SUBJECT TO AMENDMENT DURING FINAL DESIGN DEVELOPMENT

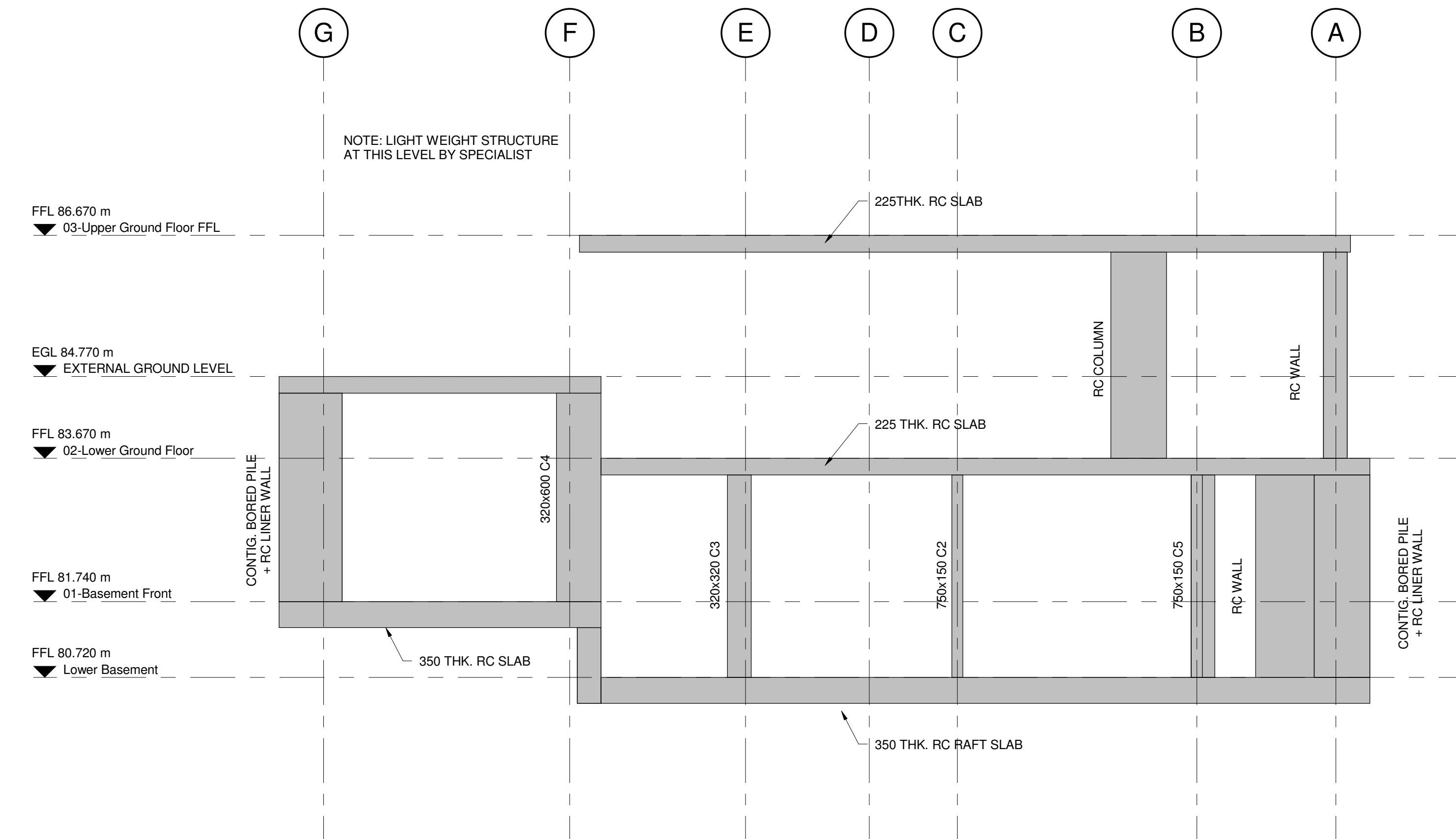
Originator	Job Number	Discipline	Building/Zone
CCL	26551	S	TR
Type	Level	Drawing No.	Revision
GA	UG	100102	



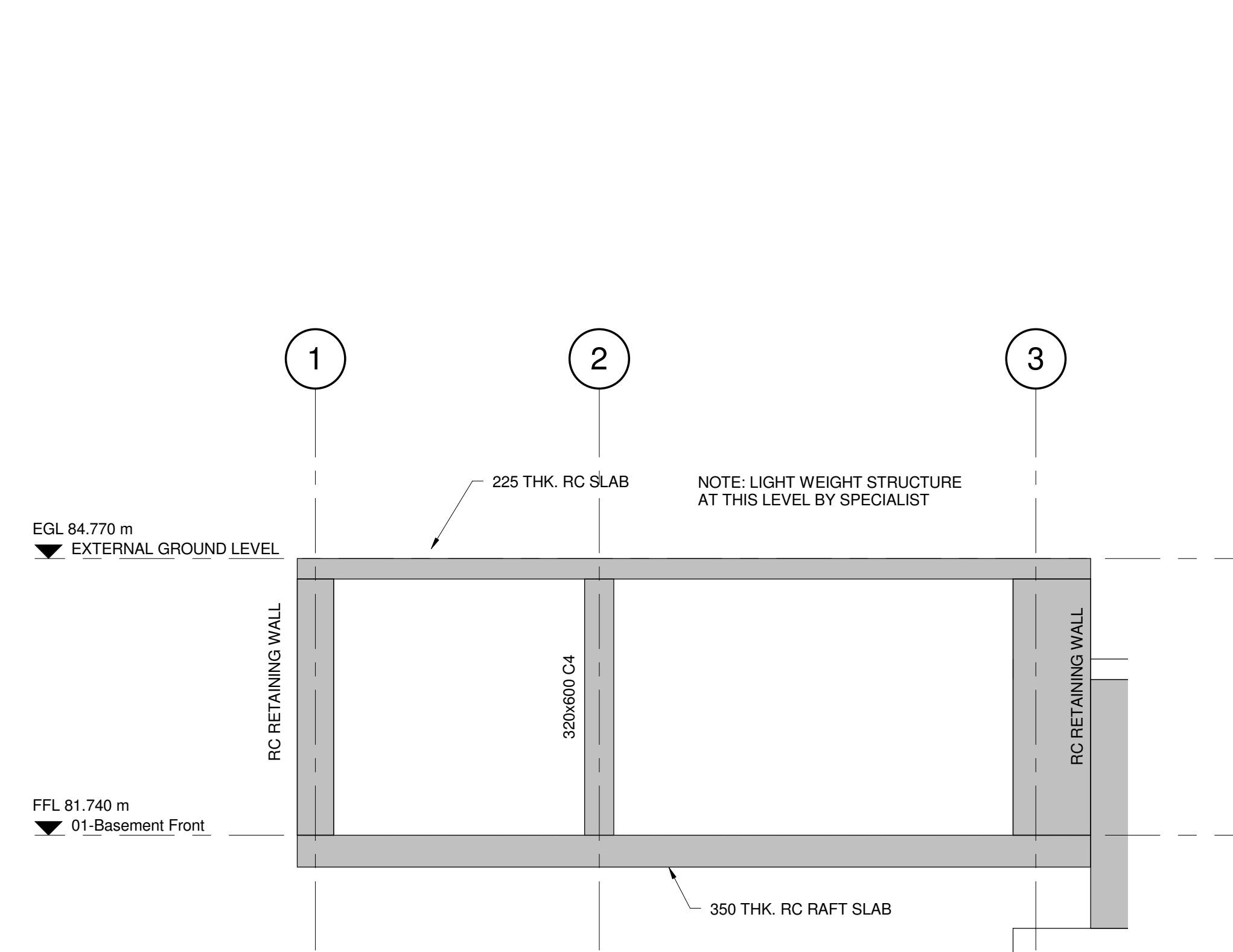
SECTION 1-1
1:50



SECTION 2-2
1:50



SECTION 3-3
1:50



SECTION 4-4
1:50

PRELIMINARY DRAWING
THIS DRAWING IS FOR PRELIMINARY INFORMATION PURPOSES ONLY AND MUST NOT BE READ AS A CONSTRUCTION ISSUE. IT INDICATES DESIGN INTENT ONLY AND IS SUBJECT TO AMENDMENT DURING FINAL DESIGN DEVELOPMENT

REV	DATE	DESCRIPTION	BY	CHK	APP
P_1	28.08.15	PRELIMINARY ISSUE			

COPYRIGHT: THE COPYRIGHT OF THIS DRAWING IS VESTED IN CLANCY CONSULTING. IT SHALL NOT BE USED WITHOUT PERMISSION BY ANYONE FOR ANY PURPOSE. THIS DRAWING IS TO BE READ IN CONJUNCTION WITH ALL OTHER ENGINEERS AND ARCHITECTS' DRAWINGS, SPECIFICATIONS, SCHEDULES, WORK TO BE PERFORMED, DIMENSIONS ONLY. ALL DIMENSIONS ARE IN MILLIMETRES UNLESS STATED OTHERWISE. THIS DRAWING WAS PRODUCED USING REVIT. IT IS NOT TO BE EXPORTED AND USED IN AUTOCAD. ANY EXPORTED AUTOCAD/DWG FORMAT PRODUCED FROM THIS SHEET IS TO BE USED FOR INFORMATION PURPOSES ONLY.

2015

Client: MARK DAVIES


Project: 30a THURLOW ROAD

Office: LONDON - 020 3077 0970

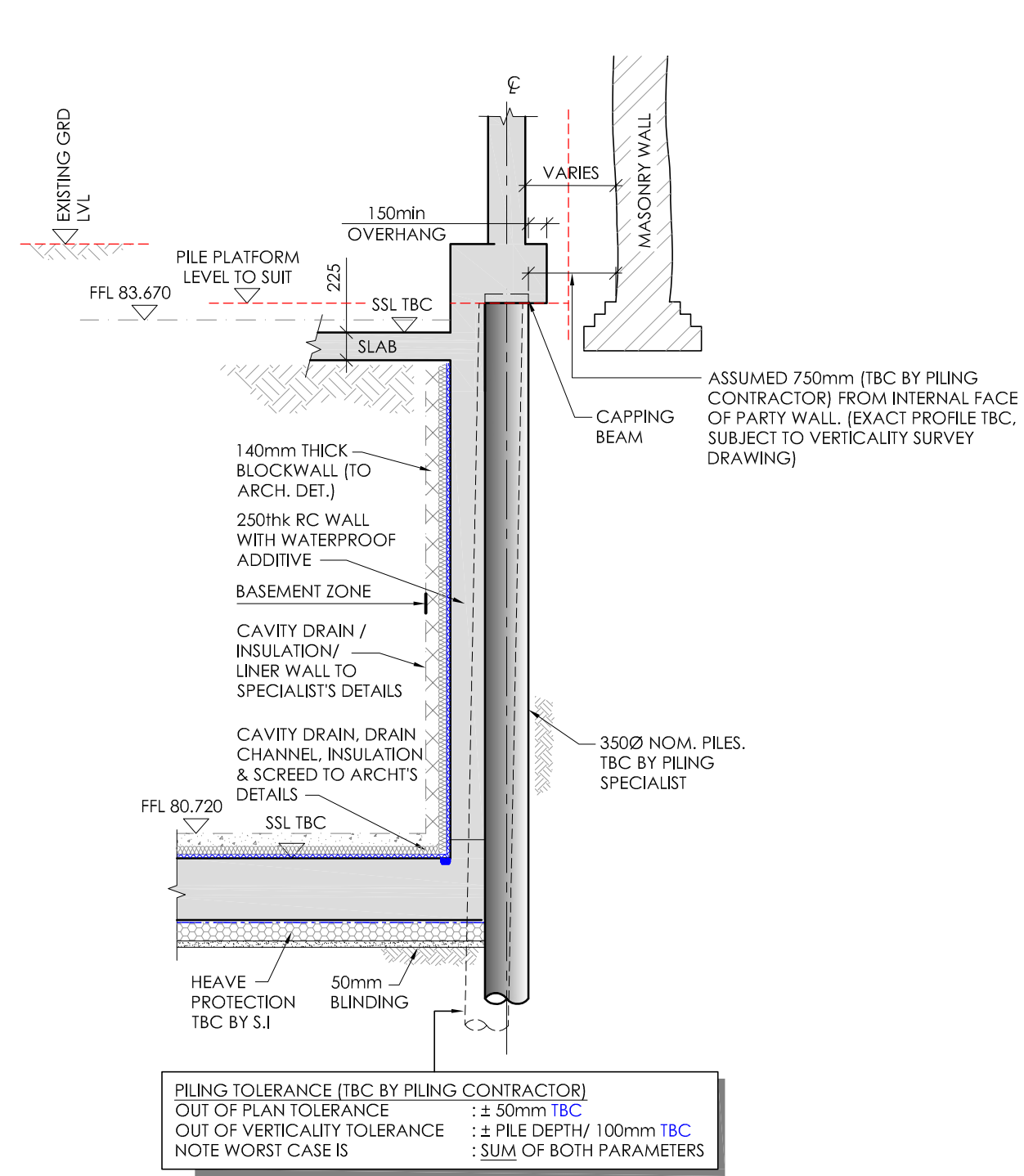
Title: PROPOSED SECTIONS SHEET 1

Scale @ A1: 1:50

Discipline: S

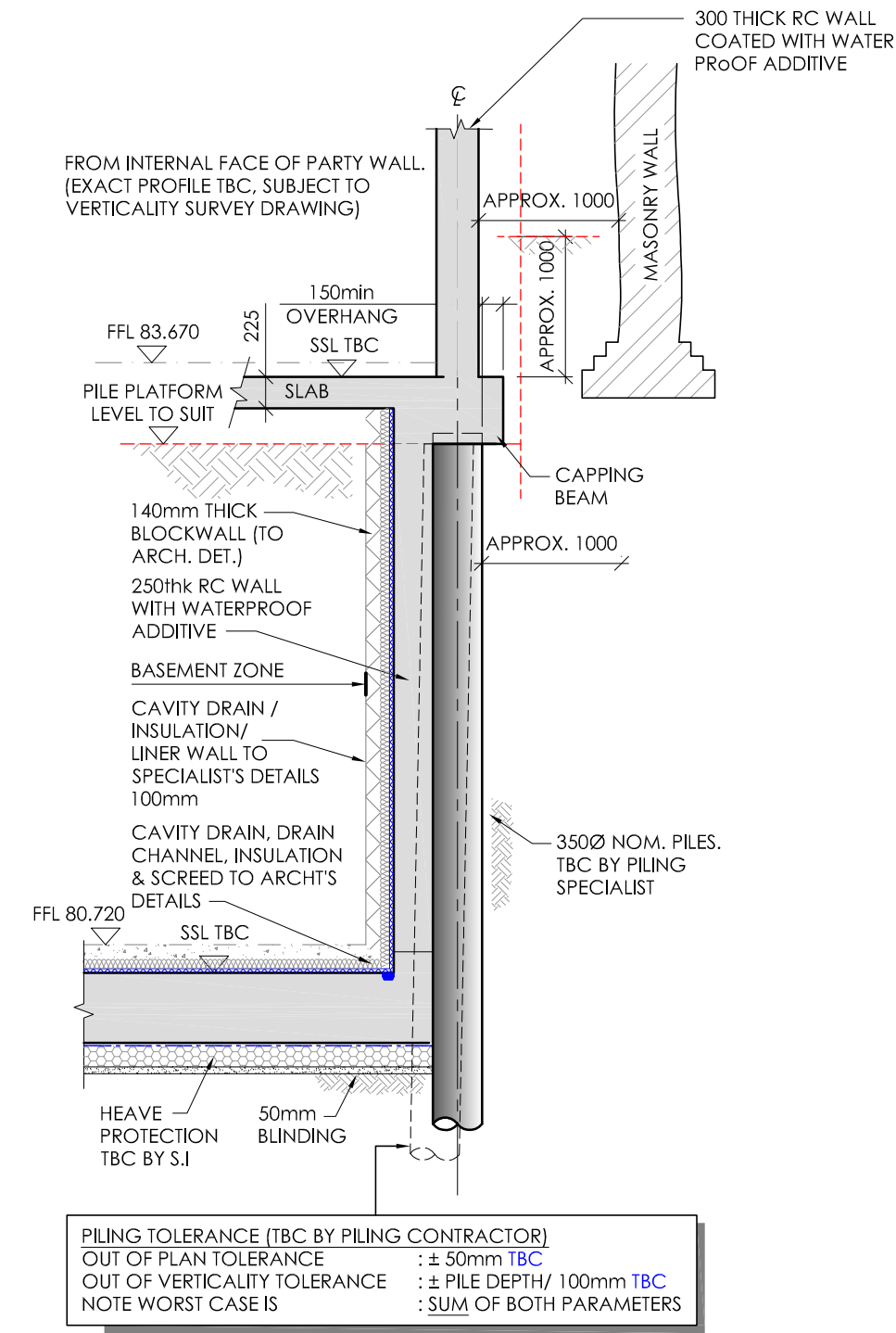


Originator	Job Number	Discipline	Building/Zone
CCL	246551	S	TR
Type	Level	Drawing No.	Revision
SEC	SL	100200	P 1



SECTION 5-5
PILED BASEMENT DETAIL
(1:50)

PILING TOLERANCE (TBC BY PILING CONTRACTOR)
 OUT OF PLAN TOLERANCE : ± 50mm TBC
 OUT OF VERTICALITY TOLERANCE : ± PILE DEPTH / 100mm TBC
 NOTE WORST CASE IS : SUM OF BOTH PARAMETERS



SECTION 6-6
PILED BASEMENT DETAIL
(1:50)

PILING TOLERANCE (TBC BY PILING CONTRACTOR)
 OUT OF PLAN TOLERANCE : ± 50mm TBC
 OUT OF VERTICALITY TOLERANCE : ± PILE DEPTH / 100mm TBC
 NOTE WORST CASE IS : SUM OF BOTH PARAMETERS

Rev	Date	Description	By	Check	App.
P1	28.08.15	PRELIMINARY ISSUE	JD	NR	.

THIS DRAWING IS TO BE READ IN CONJUNCTION WITH ALL OTHER ENGINEERS AND ARCHITECTS DRAWINGS, DETAILS & SPECIFICATIONS.
 THE COPYRIGHT OF THIS DRAWING IS VESTED IN CLANCY CONSULTING.
 IT SHALL NOT BE USED WITHOUT PERMISSION BY ANYONE FOR ANY PURPOSE.
 DO NOT SCALE THIS DRAWING ELECTRONICALLY OR MANUALLY. WORK TO FIGURED DIMENSIONS ONLY. ALL DIMENSIONS ARE IN MILLIMETRES UNLESS STATED OTHERWISE.


Client: **MARK DAVIES**

Project: **30a THURLOW ROAD**

Office: **LONDON - 020 3077 0970**

Title: **PROPOSED SECTION SHEET**

Scale @ A1: **AS NOTED** Status: **PRELIMINARY**



Originator	Sheet Number	Discipline	Building/Zone
CCL	2/6551	S	TR
Type	Level	Drawing No.	Revision
SEC	SL	100201	P1

PRELIMINARY DRAWING
 THIS DRAWING IS FOR PRELIMINARY INFORMATION PURPOSES ONLY AND MUST NOT BE READ AS A CONSTRUCTION ISSUE. IT INDICATES DESIGN INTENT ONLY AND IS SUBJECT TO AMENDMENT DURING FINAL DESIGN DEVELOPMENT.