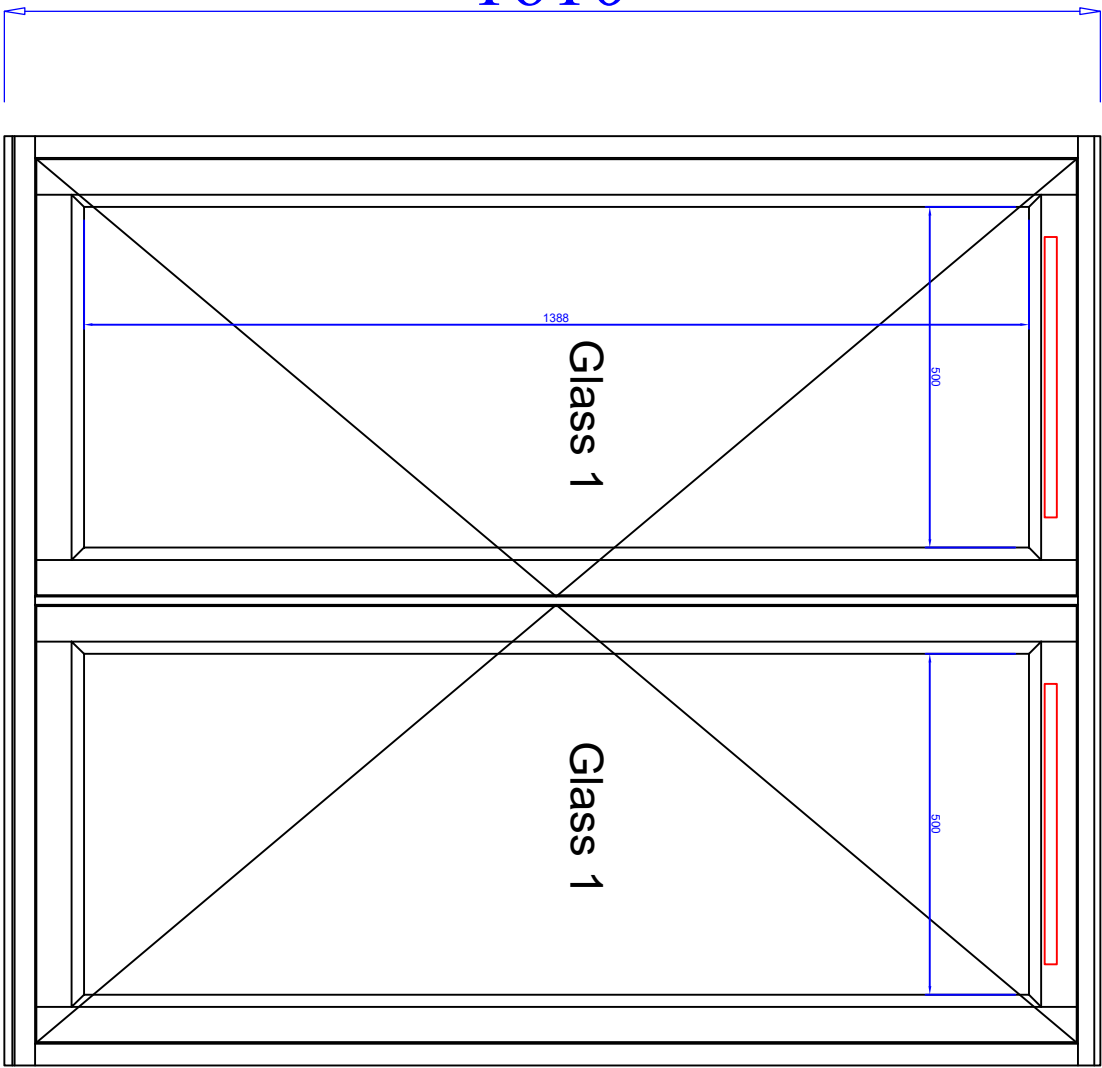
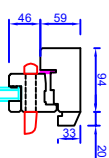
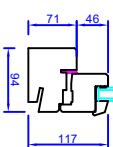
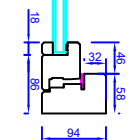
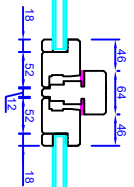
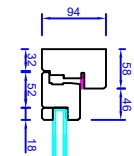


1365



1610



Timber	Engineered PINE
Paint colour	RAL 9005
Finish	Full 3 coat factory finish
Spacer colour	Black
Restrictor	Silver
Ironmongery finish	Satin Nickel
Vents in head	Trimvent Select S13
Please note: for window opening direction, the < points to the handle.	
Glass spec: Glass 1	4TGH-12ATG4TGHLOWE
Operation	open out as drawn

rev	description		
-	-	282a HIGH ROAD, LOUGHTON, SG10 1RB WWW.FLEXWOOD.CO Tel: 0208 502 4606	
client	KEEPMOAT	project	FLAT 37A MANSFIELD
drawing	BEDROOM WINDOW	scale	PZ
		date	2015.09.11