

1— Plant concealed by suspended ceiling in hallway



2—Cornice concealed by suspended ceiling



3—Cornice and existing penetration of wall



4— Floorboards and plant above suspended ceiling



5—Existing plant above main doors into room



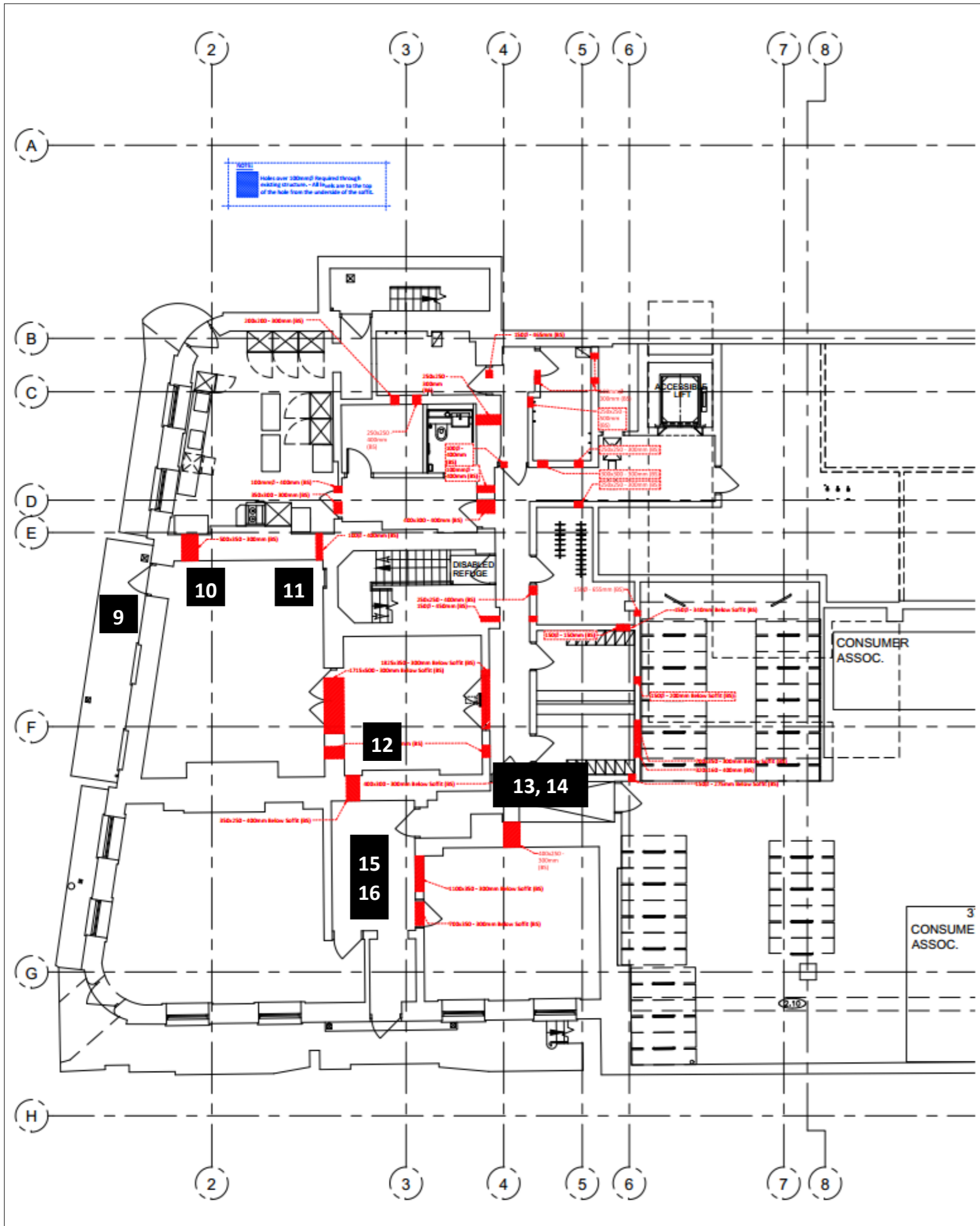
6—Existing plant above rear doors into next room



7—Existing plant penetrating rear wall of first room




8—General character of the basement plant rooms



9—Louvre in external corridor of rear plant room



10—Location of proposed penetration in rear room



11—Location of proposed penetration in rear room




12—Location of proposed penetration in first room




13—Location of proposed penetration, wall not original



14—Above suspended ceiling in image 13



15—Proposed location of plant for video room, reversible works



16—General corning of foyer to video room where plant would be suspended