

EXISTING EQUIPMENT

CABINET DETAILS:

BTS 3900A (SIDE BY SIDE) ON 200 PLINTHS ON RBS ROOT FOUNDATION
DIMENSIONS: 1200x480x900 HIGH
MATERIAL: STEEL
COLOUR: GREY

NEC NODE B ON ROOT (GSM/UMTS)
DIMENSIONS: 700x1260x1680 HIGH
MATERIAL: STEEL
COLOUR: BLACK

METER CABINET ON ROOT
DIMENSIONS: 400x260x1365 HIGH
MATERIAL: STEEL
COLOUR: BLACK

MHA CABINET ON ROOT
DIMENSIONS: 750x420x1000 HIGH
MATERIAL: STEEL
COLOUR: BLACK

Mk.4 LINK/AC CABINET ON ROOT
DIMENSIONS: 600x500x1240 HIGH
MATERIAL: STEEL
COLOUR: BLACK

TOWER DETAILS
9m ULTRA SLIMLINE MONOPOLE
COLOUR: BLACK
HEADFRAME SHROUD COLOUR: GREY

PROPOSED EQUIPMENT

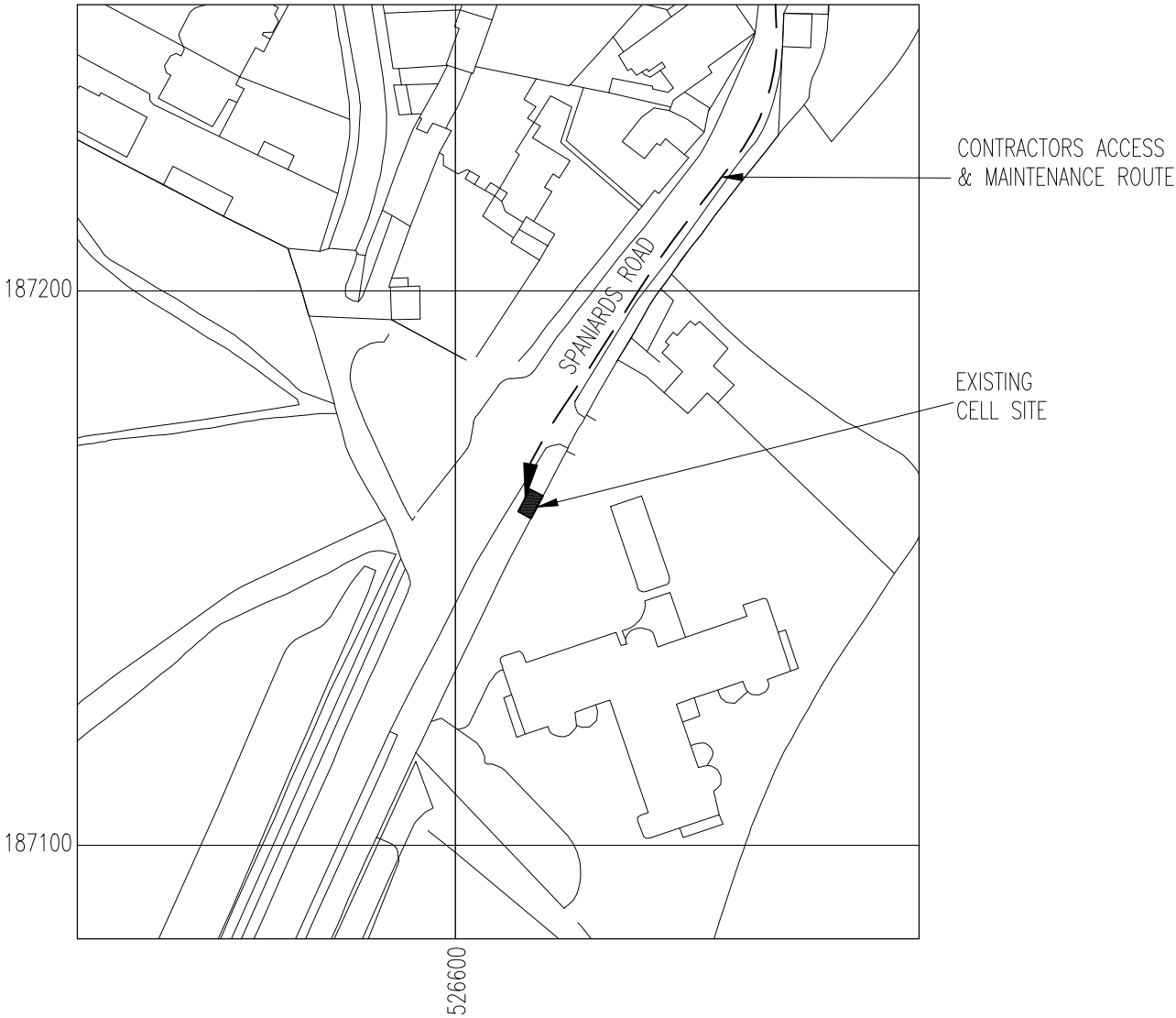
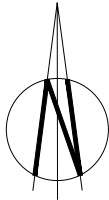
CABINET DETAILS:

POGONA ON ROOT FOUNDATION
DIMENSIONS: 1230x400x1032 HIGH
MATERIAL: STEEL
COLOUR: BLACK

TOWER DETAILS
9.2m PHASE 4 SPECIAL STREETWORKS TOWER WITH GRP SHROUDED HEADFRAME MOUNTED ON NEW ROOT FOUNDATION
COLOUR: BLACK
HEADFRAME SHROUD COLOUR: BLACK

EXISTING TOWER, ANTENNA AND FEEDERS TO BE REPLACED WITH SIMILAR STREETWORKS TOWER MOUNTED ON NEW ROOT FOUNDATION. EXISTING WIDEBAND LNA's TO BE RE-USED AND NEW FEEDERS TO RUN ALONG EXISTING ROUTE TO UCU's TO MAINTAIN EXISTING SYSTEM. NEW LNA's AND FEEDERS INSTALLED TO NEW POGONA CABINET. NEW 40A BREAKER TO BE INSTALLED IN EXISTING DISTRIBUTION BOARD FOR AC POGONA POWER SUPPLY.

EXCLUSION ZONES CONFORM TO THE ICNIRP REFERENCE LEVEL FOR LIMITED EXPOSURE TO MEMBERS OF THE GENERAL PUBLIC



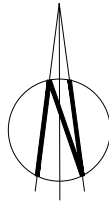
NGR E 526612
NGR N 187163

LOCATION PLAN

SCALE 1:1250

REPRODUCED FROM ORDNANCE SURVEY PROMAP DATA© CROWN COPYRIGHT 2014
LICENCE NUMBER 100020449

RD10091 (R1.0) COV. CONFIG. C2s/i/2		RD10009 (R1.0) CONFIG. U-C2		
D	PROPOSED TOWER & CABINET RELOCATED. DUCT LAYOUT & FEEDER LOSS REVISED TO SUIT.	06/07/15	AM	MSH
C	EXISTING TOWER TYPE AMENDED	04/01/15	AM	AW
B	ISSUED FOR PLANNING	10/10/14	DK	AW
A2	POSTCODE AMENDED	09/10/14	AM	AW
A1	ISSUED FOR APPROVAL	22/09/14	DK	AW
No.	Revision	Date	By	ckd
<div><div><div>MBNL</div><div>6 Anglo Office Park 67 White Lion Road Amersham HP7 9FB</div><div>Tel: 01494 762 923 Email: info@mbnl.co.uk</div></div></div>				
<div><div><div><div></div><div>WHP</div></div><div>WHP Wilkinson Helsby Unit 17B, Astley Way Industrial Estate Astely Lane, Swillington, Leeds LS26 8XT Tel: 0113 3023550 Fax: 0113 2876834 e-mail: info@wilkinson-helsby.co.uk</div></div></div>				
Site Name & Address: THE SPANIARDS INN SPANIARDS ROAD HAMPSTEAD HEATH, NW3 7JJ				
Title: PROPOSED TELECOMMUNICATIONS STREETWORKS UPGRADE SITE LOCATION				
Purpose of Issue: PLANNING				
Drawing No: NW0027 – 01				
Cell No: NW0027		MBNL Ref: CMN046		
Issue: D	Scale: AS STATED	Ch'd: AW	Date:22/09/14	
	Drn: DK	Date:19/09/14	App: AW	Date:22/09/14



EXISTING 3900A (SIDE BY SIDE)
CABINETS ON ROOT

EXISTING SW TOWER TO BE REMOVED

EXISTING MHA CABINET ON ROOT

EXISTING NEC NODE B ON ROOT

EXISTING METER CABINET ON ROOT

EXISTING Mk.4 LINK A/C

PROPOSED 9.2m SPECIAL PHASE 4 SW
TOWER ON NEW ROOT FOUNDATION

PROPOSED POGONA CABINET ON
ROOT BASE

SPANIARDS ROAD
(30mph)

SITE PLAN

SCALE 1:100

NOTE

1. STREETWORKS SAFETY SIGN ATTACHED TO TOWER 2000 BELOW ANTENNA ON ACCESS SIDE
2. ELECTRICAL SAFETY SIGN TO BE FITTED ON OUTSIDE OF METER CABINET DOOR
3. ENTRY SIGN TO BE FITTED ON INSIDE OF STREETWORKS CABINET DOORS
4. ANTENNA-1 SAFETY SIGN TO BE FITTED TO TOWER 200 BELOW EACH ANTENNA ON BORE SIGHT

LOCATION OF PROPOSED SAMSUNG CABINET:-
DMS: 051:34:08.875N 000:10:28.443W

RD10091 (R1.0) COV. CONFIG.
C2s/i/2

RD10009 (R1.0) CONFIG.
U-C2

D	PROPOSED TOWER & CABINET RELOCATED. DUCT LAYOUT & FEEDER LOSS REVISED TO SUIT.	06/07/15	AM	MSH
C	EXISTING TOWER TYPE AMENDED	04/01/15	AM	AW
B	ISSUED FOR PLANNING	10/10/14	DK	AW
A2	POSTCODE AMENDED	09/10/14	AM	AW
A1	ISSUED FOR APPROVAL	22/09/14	DK	AW
No.	Revision	Date	By	ckd

MBNL

6 Anglo Office Park
67 White Lion Road
Amersham
HP7 9FB

Tel: 01494 762 923
Email: info@mbnl.co.uk



WHP Wilkinson Helsby
Unit 17B, Astley Way Industrial Estate
Astley Lane, Swillington, Leeds
LS26 8XT

Tel: 0113 3023550 Fax: 0113 2876834
e-mail: info@wilkinson-helsby.co.uk

Site Name & Address:

THE SPANIARDS INN
SPANIARDS ROAD
HAMPSTEAD HEATH, NW3 7JJ

Title:

PROPOSED TELECOMMUNICATIONS
STREETWORKS UPGRADE
SITE LAYOUT

Purpose of Issue:

PLANNING

Drawing No:

NW0027 - 02

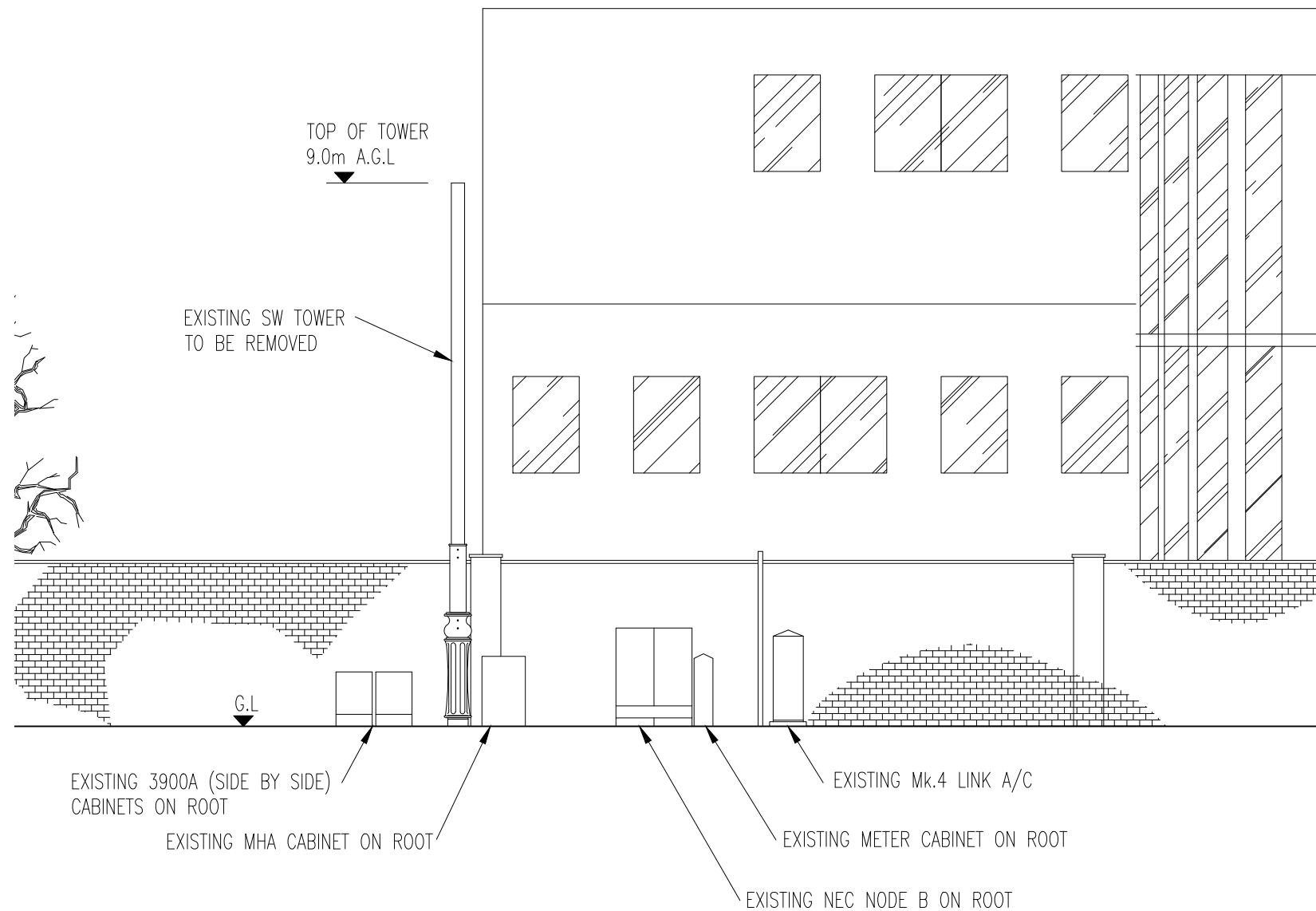
Cell No:

NW0027

MBNL Ref:

CMN046

Issue:	Scale:	AS STATED	Ch'd:	AW	Date:	22/09/14
D	Drn:	DK	Date:	19/09/14	App:	AW
			Date:	22/09/14		



EXISTING WEST ELEVATION
SCALE 1:100

RD10091 (R1.0) COV. CONFIG.
C2s/i/2

RD10009 (R1.0) CONFIG.
U-C2

D	PROPOSED TOWER & CABINET RELOCATED. DUCT LAYOUT & FEEDER LOSS REVISED TO SUIT.	06/07/15	AM	MSH
C	EXISTING TOWER TYPE AMENDED	04/01/15	AM	AW
B	ISSUED FOR PLANNING	10/10/14	DK	AW
A2	POSTCODE AMENDED	09/10/14	AM	AW
A1	ISSUED FOR APPROVAL	22/09/14	DK	AW
No.	Revision	Date	By	ckd

MBNL

6 Anglo Office Park
67 White Lion Road
Amersham
HP7 9FB

Tel: 01494 762 923
Email: info@mbnl.co.uk



WHP Wilkinson Helsby
Unit 17B, Astley Way Industrial Estate
Astley Lane, Swillington, Leeds
LS26 8XT

Tel: 0113 3023550 Fax: 0113 2876834
e-mail: info@wilkinson-helsby.co.uk

Site Name & Address:
THE SPANIARDS INN
SPANIARDS ROAD
HAMPSTEAD HEATH, NW3 7JJ

Title:
PROPOSED TELECOMMUNICATIONS
STREETWORKS UPGRADE
EXISTING SITE ELEVATION

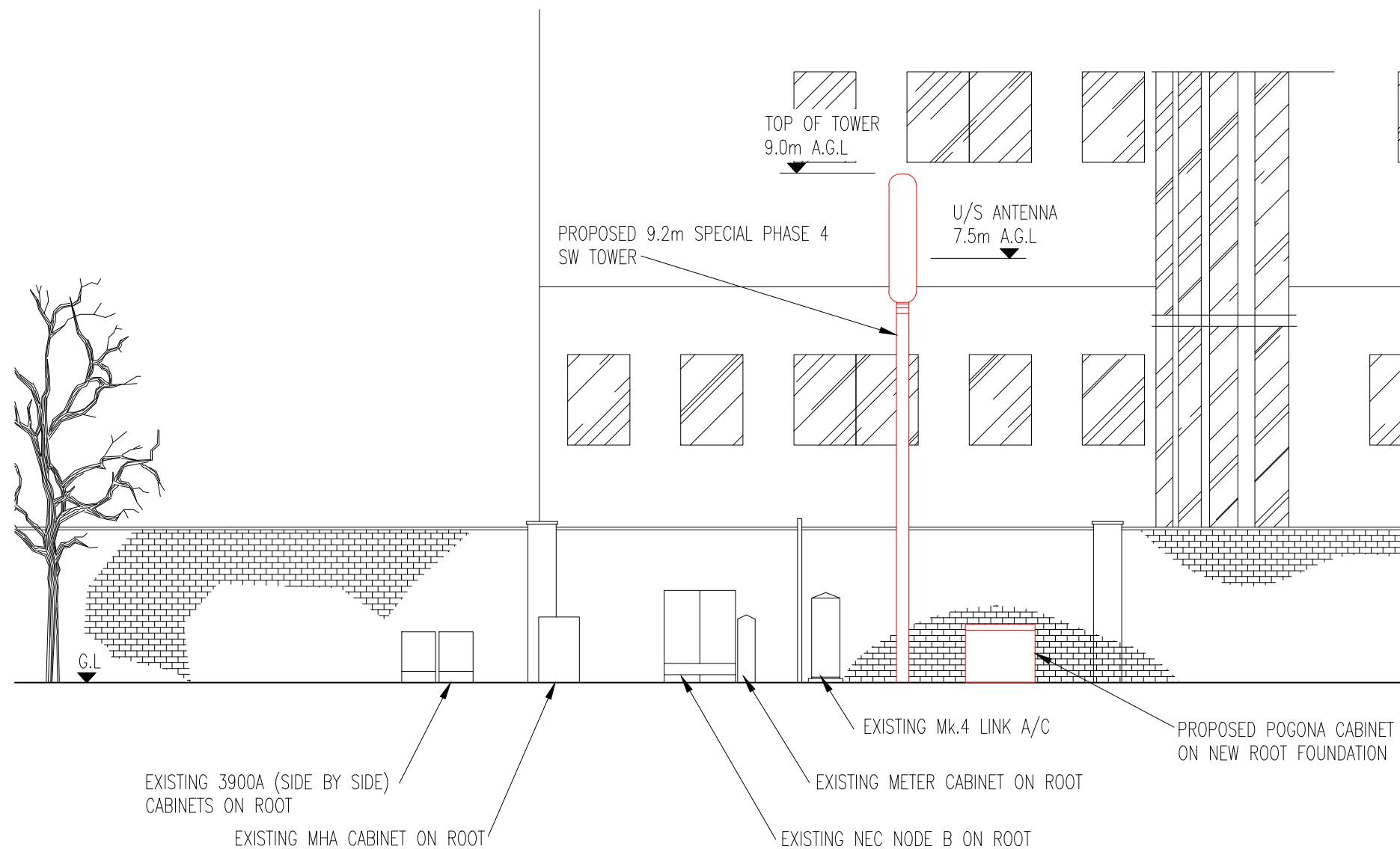
Purpose of Issue:
PLANNING

Drawing No:
NW0027 - 04

Cell No:
NW0027

MBNL Ref:
CMN046

Issue:	Scale:	AS STATED	Ch'd:	AW	Date:	22/09/14
D	Drn:	DK	Date:	19/09/14	App:	AW
			Date:	22/09/14		



PROPOSED WEST ELEVATION
SCALE 1:100

RD10091 (R1.0) COV. CONFIG.
C2s/i/2

RD10009 (R1.0) CONFIG.
U-C2

D	PROPOSED TOWER & CABINET RELOCATED. DUCT LAYOUT & FEEDER LOSS REVISED TO SUIT.	06/07/15	AM	MSH
C	EXISTING TOWER TYPE AMENDED	04/01/15	AM	AW
B	ISSUED FOR PLANNING	10/10/14	DK	AW
A2	POSTCODE AMENDED	09/10/14	AM	AW
A1	ISSUED FOR APPROVAL	22/09/14	DK	AW
No.	Revision	Date	By	ckd

MBNL

6 Anglo Office Park
67 White Lion Road
Amersham
HP7 9FB

Tel: 01494 762 923
Email: info@mbnl.co.uk



WHP Wilkinson Helsby
Unit 17B, Astley Way Industrial Estate
Astley Lane, Swillington, Leeds
LS26 8XT

Tel: 0113 3023550 Fax: 0113 2876834
e-mail: info@wilkinson-helsby.co.uk

Site Name & Address:
THE SPANIARDS INN
SPANIARDS ROAD
HAMPSTEAD HEATH, NW3 7JJ

Title:
PROPOSED TELECOMMUNICATIONS
STREETWORKS UPGRADE
PROPOSED SITE ELEVATION

Purpose of Issue:
PLANNING

Drawing No:
NW0027 - 05

Cell No:
NW0027

MBNL Ref:
CMN046

Issue:	Scale:	AS STATED	Ch'd:	AW	Date:	22/09/14
D	Drn:	DK	Date:	19/09/14	App:	AW
			Date:	22/09/14		

ANTENNA DETAILS

EXISTING	ORIENT	BASE ANT. HEIGHT (m) AGL	ANTENNA TYPE	RET	OVERALL FEEDER LENGTH	ANTENNA JUMPER LENGTH	OVERALL SYSTEM LOSS	MAIN FEEDER TYPE	TMA
C1/uA1	60	7.5	KAT 742215	No	EX	0.5	EX	4-50	EX
C2/uB1	180	7.5	KAT 742215	No	EX	0.5	EX	4-50	EX
C3/uC1	300	7.5	KAT 742215	No	EX	0.5	EX	4-50	EX

EXISTING ANTENNA TABLE

ANTENNA DETAILS

PROPOSED	FREQUENCY	ORIENT	BASE ANT. HEIGHT (m) AGL	ANTENNA TYPE	RET REQ'D	OVERALL FEEDER LENGTH	ANTENNA JUMPER LENGTH	OVERALL SYSTEM LOSS	MAIN FEEDER TYPE	TMA REQ'D
C1/uA1	1800/2100	60	7.5	KAT 742236	No	EX	0.5	EX	12-50	EX
HeA1	1800				Yes	14.0	0.5	2.17	12-50	E15S09P75
C2/uB1	1800/2100	180	7.5	KAT 742236	No	EX	0.5	EX	12-50	EX
HeB1	1800				Yes	14.0	0.5	2.17	12-50	E15S09P75
C3/uC1	1800/2100	300	7.5	KAT 742236	No	EX	0.5	EX	12-50	EX
HeC1	1800				Yes	14.0	0.5	2.17	12-50	E15S09P75

NOTE: FEEDER LENGTH SHOWN IS ONLY APPROXIMATE AND SHOULD BE CHECKED BY RIGGING CONTRACTOR PRIOR TO WORK COMMENCING

PROPOSED ANTENNA TABLE

RD10091 (R1.0) COV. CONFIG. C2s/i/2	RD10009 (R1.0) CONFIG. U-C2
----------------------------------------	--------------------------------

D	PROPOSED TOWER & CABINET RELOCATED. DUCT LAYOUT & FEEDER LOSS REVISED TO SUIT.	06/07/15	AM	MSH
C	EXISTING TOWER TYPE AMENDED	04/01/15	AM	AW
B	ISSUED FOR PLANNING	10/10/14	DK	AW
A2	POSTCODE AMENDED	09/10/14	AM	AW
A1	ISSUED FOR APPROVAL	22/09/14	DK	AW
No.	Revision	Date	By	ckd



6 Anglo Office Park
67 White Lion Road
Amersham
HP7 9FB

Tel: 01494 762 923
Email: info@mbnl.co.uk



WHP Wilkinson Helsby
Unit 17B, Astley Way Industrial Estate
Astely Lane, Swillington, Leeds
LS26 8XT

Tel: 0113 3023550 Fax: 0113 2876834
e-mail: info@wilkinson-helsby.co.uk

Site Name & Address:

THE SPANIARDS INN
SPANIARDS ROAD
HAMPSTEAD HEATH, NW3 7JJ

Title:

PROPOSED TELECOMMUNICATIONS
STREETWORKS UPGRADE
ANTENNA DETAILS

Purpose of Issue:

PLANNING

Drawing No:

NW0027 – 06

Cell No:

NW0027

MBNL Ref:

CMN046

Issue:

D

Scale:

AS STATED

Ch'd:

AW

Date:

22/09/14

Drn:

DK

Date:

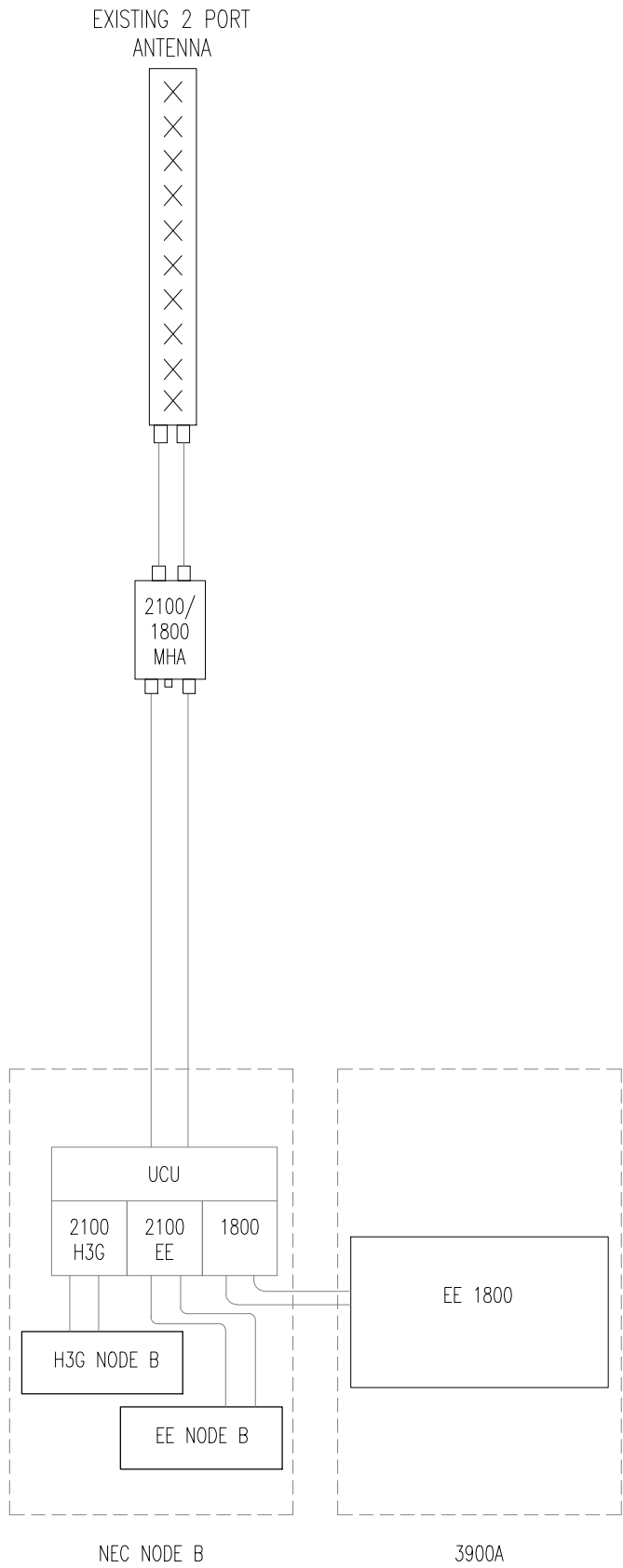
19/09/14

App:

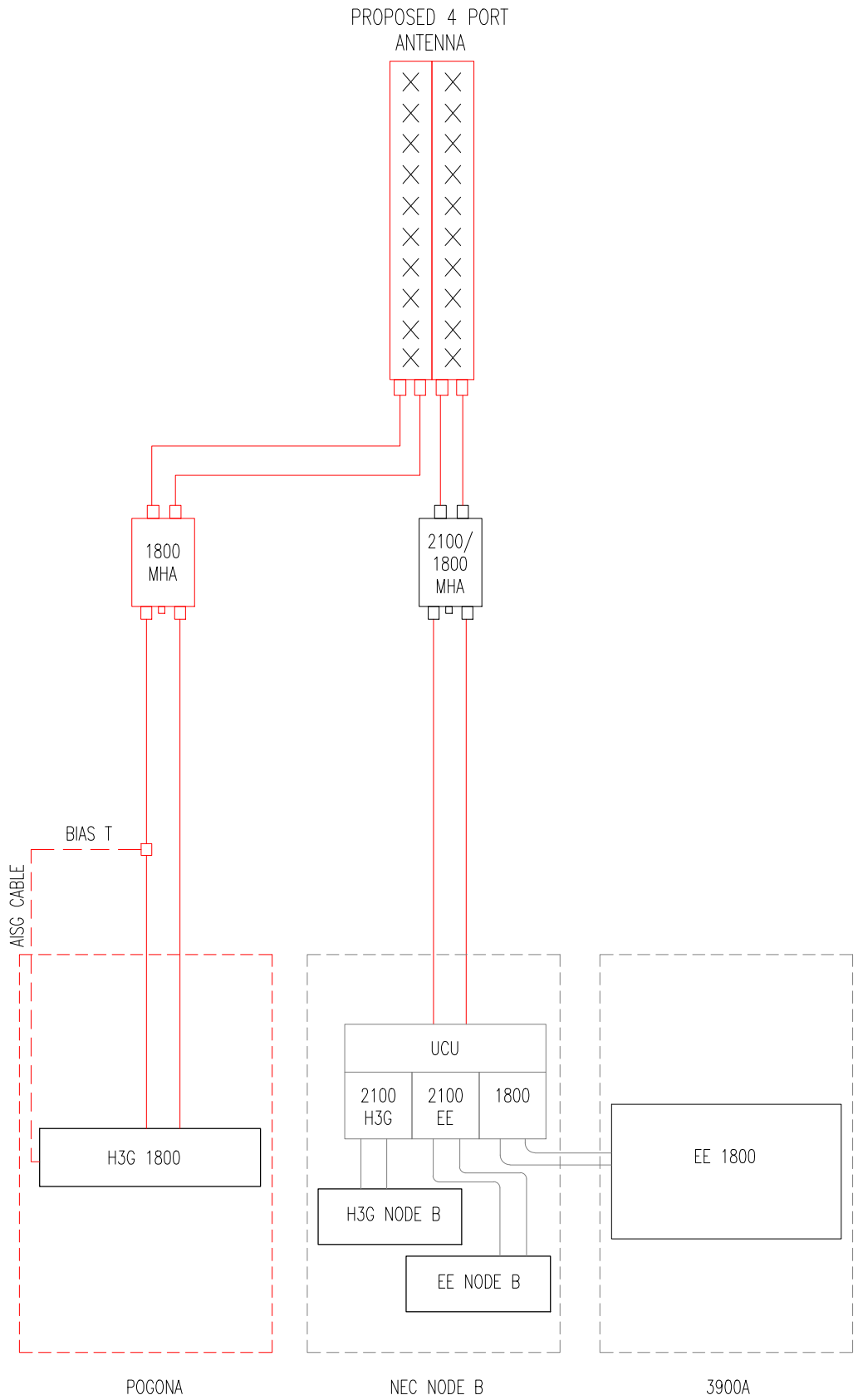
AW

Date:

22/09/14

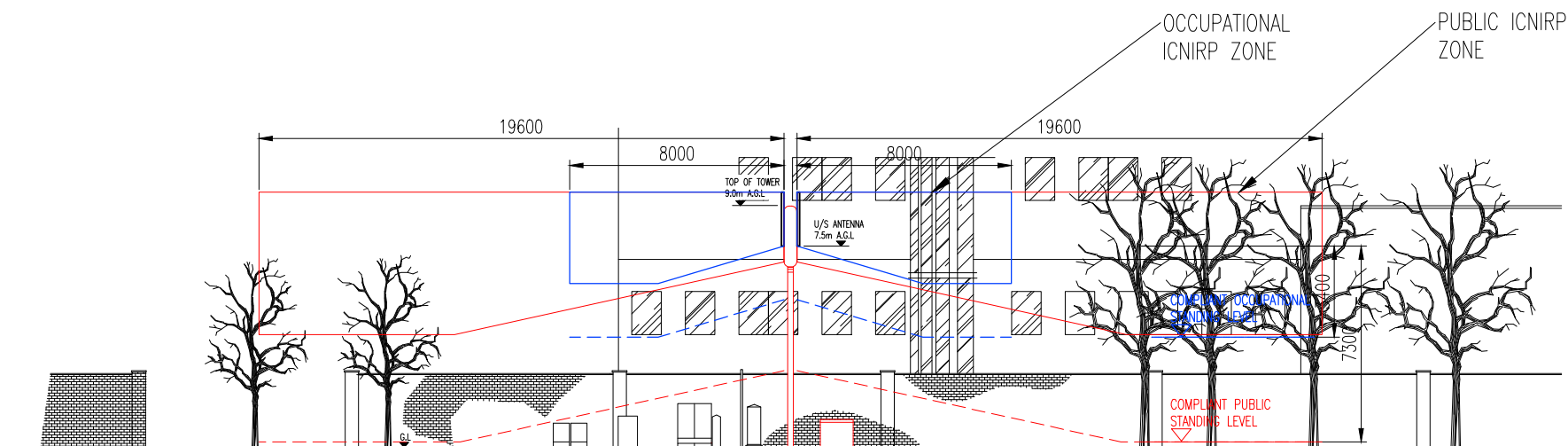


EXISTING SCHEMATIC
NTS



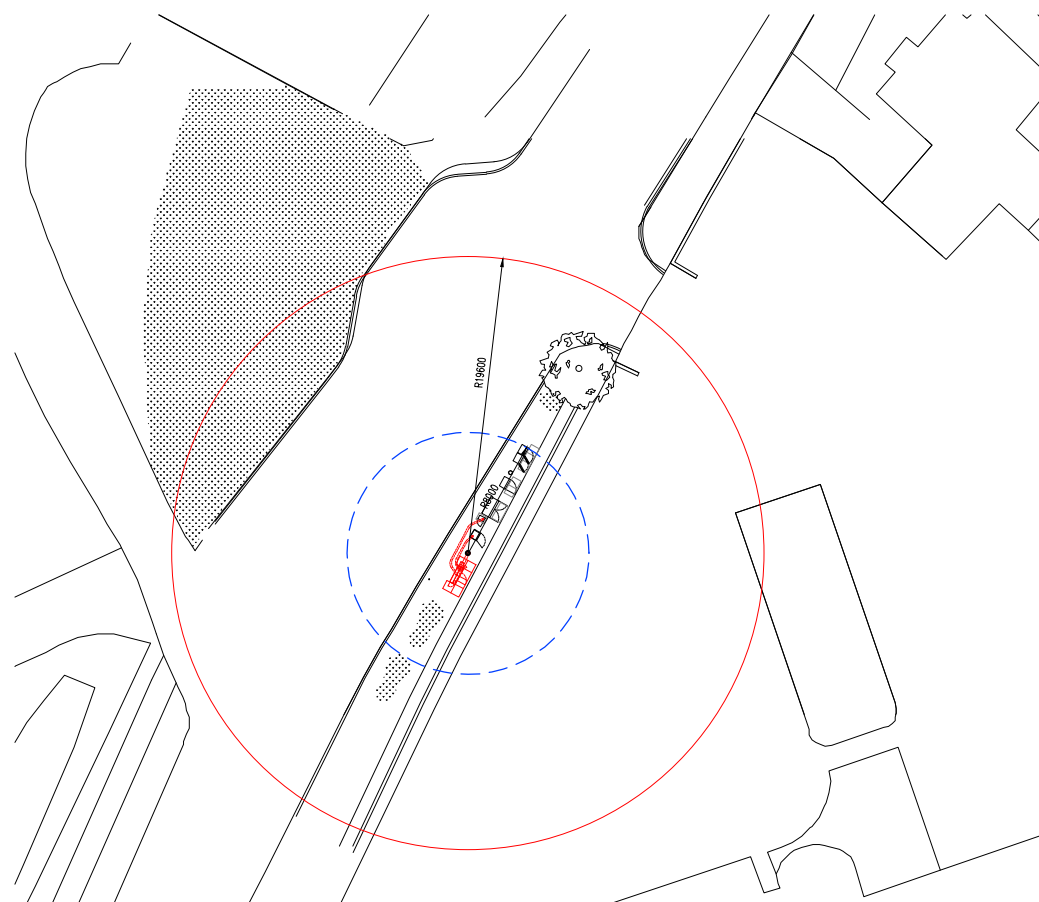
PROPOSED SCHEMATIC
NTS

RD10091 (R1.0) COV. CONFIG. C2s/i/2		RD10009 (R1.0) CONFIG. U-C2	
<div><div><div>06/07/15</div><div>AM</div><div>MSH</div></div><div><div>04/01/15</div><div>AM</div><div>AW</div></div><div><div>10/10/14</div><div>DK</div><div>AW</div></div><div><div>09/10/14</div><div>AM</div><div>AW</div></div><div><div>22/09/14</div><div>DK</div><div>AW</div></div></div>			
No.	Revision	Date	By
<div><div><div>MBNL</div><div>6 Anglo Office Park 67 White Lion Road Amersham HP7 9FB</div><div>Tel: 01494 762 923 Email: info@mbnl.co.uk</div></div><div><div><div>WHP</div><div>WHP Wilkinson Helsby Unit 17B, Astley Way Industrial Estate Astely Lane, Swillington, Leeds LS26 8XT</div><div>Tel: 0113 3023550 Fax: 0113 2876834 e-mail: info@wilkinson-helsby.co.uk</div></div></div></div>			
Site Name & Address: THE SPANIARDS INN SPANIARDS ROAD HAMPSTEAD HEATH, NW3 7JJ			
Title: PROPOSED TELECOMMUNICATIONS STREETWORKS UPGRADE EQUIPMENT SCHEMATICS			
Purpose of Issue: PLANNING			
Drawing No: NW0027 – 07			
Cell No: NW0027		MBNL Ref: CMN046	
Issue: D	Scale: AS STATED Drn: DK	Ch'd: AW App: AW	Date: 22/09/14 Date: 22/09/14



ELEVATION

SCALE 1:250



PLAN

SCALE 1:500

ICNIRP EXCLUSION ZONES ARE BASED ON VALUES WITHIN THE MBNL ICNIRP COMPLIANCE CERTIFICATION DOCUMENT GSDD008 R6.0

EXISTING SITE TYPE GF/RT (GSM/UMTS) NO OTHER OPERATORS WITHIN 50m HORIZ AND 4m VERT.

USE VALUES FOR EE/H3g ONLY

PROPOSED WORKS: H3G LTE UPGRADE

ANTENNA TYPE: KAT 742236

BEARINGS: 60, 180, 300

ACTUAL BUILD HEIGHT: 7.5m

FRONT DISTANCE PUBLIC: 19.6m

FRONT DISTANCE OCCUPATIONAL: 8.0m

PUBLIC BUILD HEIGHT 7.3m

COMPLIANCE DISTANCES BASED ON THE FOLLOWING EQUIPMENT POWER:

800MHz - 80W

1800MHz - 320W

2100MHz - 220W

2600MHz - 80W

D	PROPOSED TOWER & CABINET RELOCATED. DUCT LAYOUT & FEEDER LOSS REVISED TO SUIT.	06/07/15	AM	MSH
C	EXISTING TOWER TYPE AMENDED	04/01/15	AM	AW
B	ISSUED FOR PLANNING	10/10/14	DK	AW
A2	POSTCODE AMENDED	09/10/14	AM	AW
A1	ISSUED FOR APPROVAL	22/09/14	DK	AW
No.	Revision	Date	By	ckd

MBNL

6 Anglo Office Park
67 White Lion Road
Amersham
HP7 9FB

Tel: 01494 762 923
Email: info@mbnl.co.uk



WHP Wilkinson Helsby
Unit 17B, Astley Way Industrial Estate
Astley Lane, Swillington, Leeds
LS26 8XT

Tel: 0113 3023550 Fax: 0113 2876834
e-mail: info@wilkinson-helsby.co.uk

Site Name & Address:

THE SPANIARDS INN
SPANIARDS ROAD
HAMPSTEAD HEATH, NW3 7JJ

Title:

PROPOSED TELECOMMUNICATIONS
STREETWORKS UPGRADE
ICNIRP DETAILS

Purpose of Issue:

PLANNING

Drawing No:

NW0027 - 08

Cell No:

NW0027

MBNL Ref:

CMN046

Issue:	Scale:	AS STATED	Ch'd:	AW	Date:	22/09/14
D	Drn:	DK	Date:	19/09/14	App:	AW
					Date:	22/09/14