

EXISTING SITE PLAN

Scale 1:200@A3

- NOTES
1. Contractor must verify all dimensions on site before commencing any work on shop drawings.
 2. If this drawing exceeds the quantities taken in any way the Architects are to be informed before the work is installed.
 3. Only figured dimensions to be taken from this drawing. Do not scale off the drawing. For dimensions that are not given, the Architects' agreement/clarification is to be sought.
 4. Design and drawing content is subject to Site Survey, Structural Survey, Site Investigations, Planning and Statutory Requirements and Approvals.
 5. All workmanship and materials to be installed and carried out in accordance with latest and relevant British Standards as a minimum acceptable standard.
 6. The Contractor to check the drawing for errors and/or inconsistencies and inform the Architect immediately or seek clarification where there is any doubt as to the meaning and interpretation of the information provided.

Rev	Desc	By	Date	Ch
REVISIONS				

arkluta

15 Ashfield Road
London
W3 7JE

Tel: (+44) 0208 743 5600
Mob: (+44) 077 69811452
E-mail: arkluta@hotmail.co.uk

Project:
7 Grange Gardens Hamstead
LONDON NW3 7XG

Client:
Title:

EXISTING
SITE PLAN

Scale: 1:200@A3	Drawn by: N
Date: July 2015	Checked by: ah
Drawing No: 15-7 GGH-01	Rev: .



- NOTES**
1. Contractor must verify all dimensions on site before commencing any work or site drawings.
 2. If this drawing exceeds the quantities taken in any way the Architects are to be informed before the work is started.
 3. Only figures dimensions to be taken from this drawing. Do not scale off this drawing. For dimensions that are not given, the Architects' agreement/clarification is to be sought.
 4. Design and drawing content is subject to Site Survey, Structural Survey, Site Investigation, Planning and Statutory Requirements and Approvals.
 5. All workmanship and materials to be installed and carried out in accordance with good and relevant British Standards as a minimum acceptable standard.
 6. The Contractor to check this drawing for errors and/or inconsistencies and inform the Architect immediately or seek clarification where there is any doubt as to the meaning and interpretation of the information provided.



Rev	Desc	By	Date	Ch
REVISIONS				

arkluta

15 Ashfield Road
London
W3 7JE

Tel (+ 44) 0208 743 5600
Mob (+ 44) 077 69811432
E-mail: arkluta@hotmail.co.uk

Project:
7 Grange Gardens Hamstead
LONDON NW3 7XG

Client :
Title:
**EXISTING
ENTRANCE PATIO**

Scale: 1:100@A3	Drawn by: lv
Date: July 2015	Checked by: ah
Drawing No: 15-7GGH-02	Rev:

EXISTING SITE PHOTOS

- NOTES
1. Contractor must verify all dimensions on site before commencing any work or site set-up.
 2. If the drawing exceeds the quantities taken in any way the Architects are to be informed before the work is started.
 3. Only figures dimensions to be taken from this drawing. Do not scale off the drawing. For dimensions that are not given, the Architects' agreement shall govern to be sought.
 4. Design and drawing content is subject to Site Survey, Structural Survey, Site Investigation, Planning and Statutory Requirements and Approvals.
 5. All workmanship and materials to be installed and carried out in accordance with latest and relevant British Standards as a minimum acceptable standard.
 6. The Contractor to check the drawing for errors and/or inconsistencies and inform the Architects immediately or seek clarification where there is any doubt as to the meaning and interpretation of the information provided.



PHOTO 1
Existing fence brick wall



PHOTO 2
Existing entrance front patio



PHOTO 3
Existing fence brick wall



PHOTO 4
Existing entrance front patio



PHOTO 5



PHOTO 6
Existing fence brick wall



PHOTO 7
Existing fence brick wall



PHOTO 8
Existing fence brick wall

Rev	Desc	By	Date	Ch
REVISIONS				

arkluta


15 Ashfield Road
London
W3 7JE

Tel (+44) 0203 743 5600
Mob (+44) 077 69811452
E-mail: arkluta@hotmail.co.uk

Project:
7 Grange Gardens Hamstead
LONDON NW3 7XG
Client :
Title:
**EXISTING
SITE PHOTOS**

Scale: NTS	Drawn by: lv
Date: July 2015	Checked by: ah
Drawing No: 15-7GGH-03	Rev: .

EXISTING SECTIONS



EXISTING SECTION B-B

Scale 1:100@A3



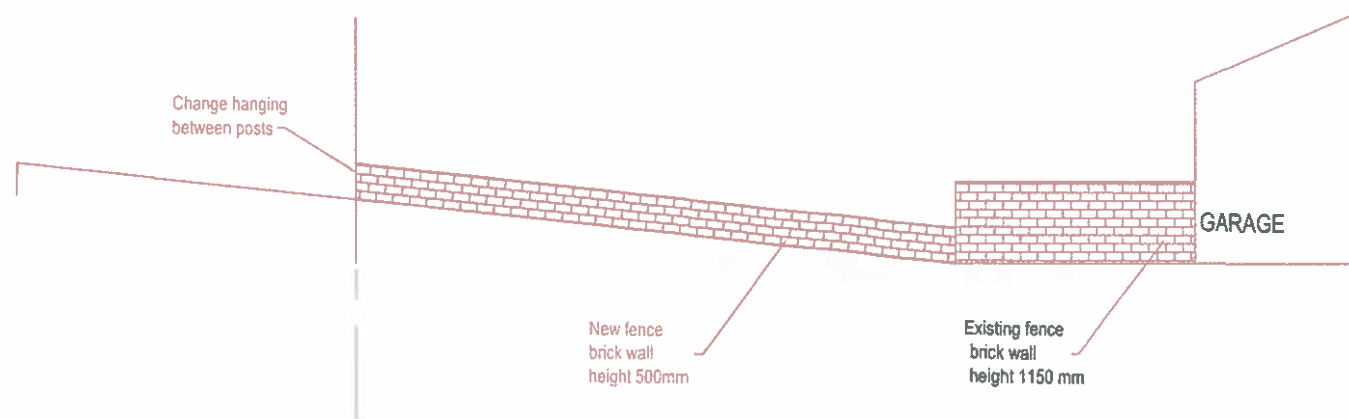
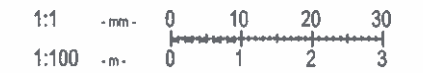
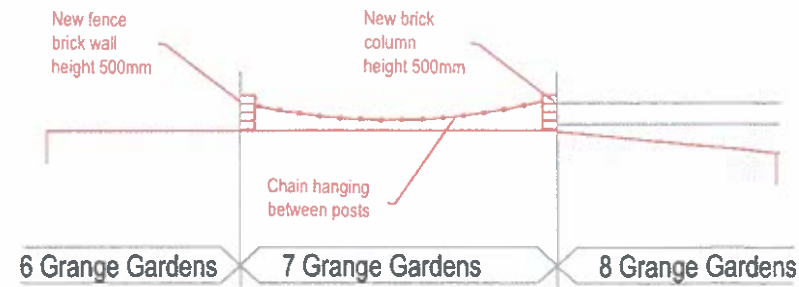
EXISTING SECTION A-A

Scale 1:100@A3

- NOTES
1. Contractor must verify all dimensions on site before commencing any work or shop drawings.
 2. If the drawing exceeds the quantities taken in any way the Architects are to be informed before the work is started.
 3. Only figures/dimensions to be taken from this drawing. Do not scale off this drawing. For dimensions that are not given, the Architects' agreement/confirmation is to be sought.
 4. Design and drawing content is subject to Site Survey, Structural Survey, Site Investigations, Planning and Statutory Requirements and Approvals.
 5. All workmanship and materials to be installed and carried out in accordance with latest and relevant British Standards, as a minimum acceptable standard.
 6. The Contractor to check this drawing for errors and/or inconsistencies and inform the Architects immediately or seek clarification in case there is any doubt as to the meaning and interpretation of the information provided.

NOTE:
New brick fence wall;
to match details of existing
brick and pointing color.

PROPOSED SECTIONS



Rev	Desc	By	Date	Ch
REVISIONS				

arkluta

15 Ashfield Road
London
W3 7JE

Tel (+44) 0204 743 5600
Mob (+44) 077 69811452
E-mail: arkluta@hotmail.co.uk

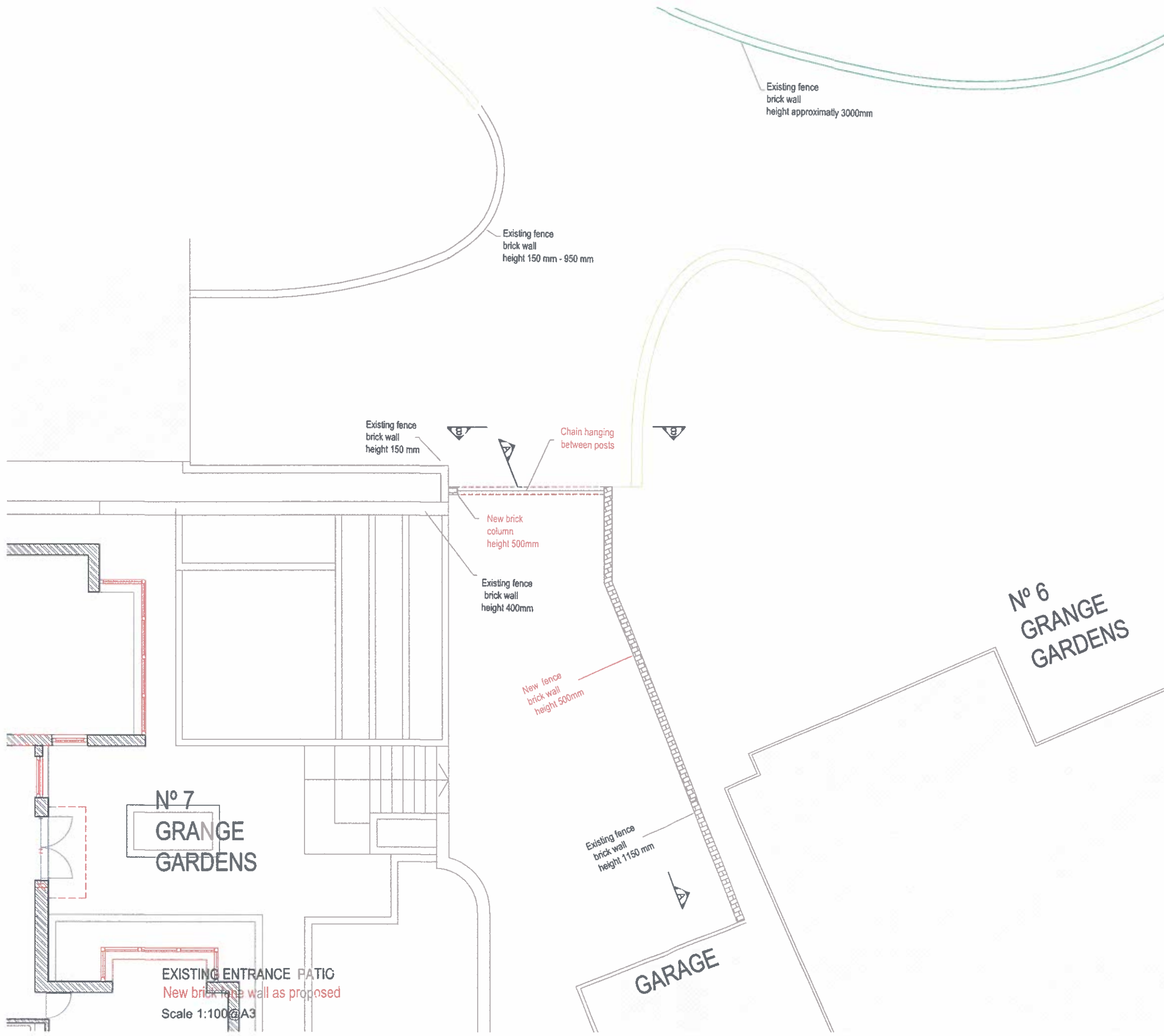
Project:
7 Grange Gardens Hamstead
LONDON NW3 7XG

Client :

Title:

EXISTING & PROPOSED
SECTION A-A & B-B

Scale: 1:100@A3	Drawn by: IV
Date: July 2015	Checked by: ah
Drawing No: 15-7GGH-04	Rev: .



N° 7
GRANGE
GARDENS

EXISTING ENTRANCE PATIO
New brick fence wall as proposed
Scale 1:100 @ A3

GARAGE

N° 6
GRANGE
GARDENS

- NOTES**
1. Contractor must verify all dimensions on site before commencing any work or shop drawings.
 2. If this drawing exceeds the quantities taken in any way the Architects are to be informed before the work is started.
 3. Only specific alterations to be taken from this drawing. Do not scale off this drawing. For dimensions that are not given, the Architect's agreement clarification is to be sought.
 4. Design and building consent is subject to Eas Survey, Structural Survey, Site Investigation, Planning and Statutory Requirements and Approvals.
 5. All workmanship and materials to be installed and carried out in accordance with latest and relevant British Standards as a minimum acceptable standard.
 6. The Contractor to check this drawing for errors and/or omissions and inform the Architect immediately, or seek clarification where there is any doubt as to the meaning and interpretation of the information provided.



Rev	Desc	By	Date	Ch
REVISIONS				

arkluta

15 Ashfield Road
London
W3 7JE

Tel (+44) 0208 743 5600
Mob (+44) 077 68811452
E-mail: arkluta@hotmail.co.uk

Project:
7 Grange Gardens Hamstead
LONDON NW3 7XG

Client :

Title:
EXISTING ENTRANCE PATIO
New fence brick wall

Scale: 1:100 @ A3	Drawn by: lv
Date: July 2015	Checked by: ah
Drawing No: 15-7GGH-05	Rev: .