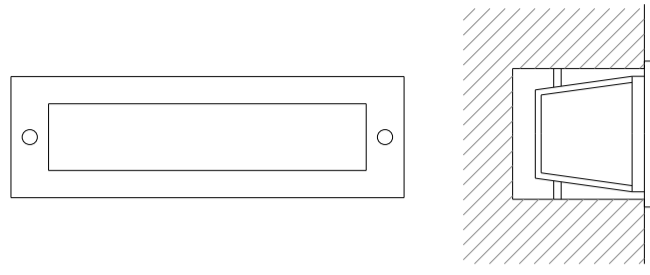
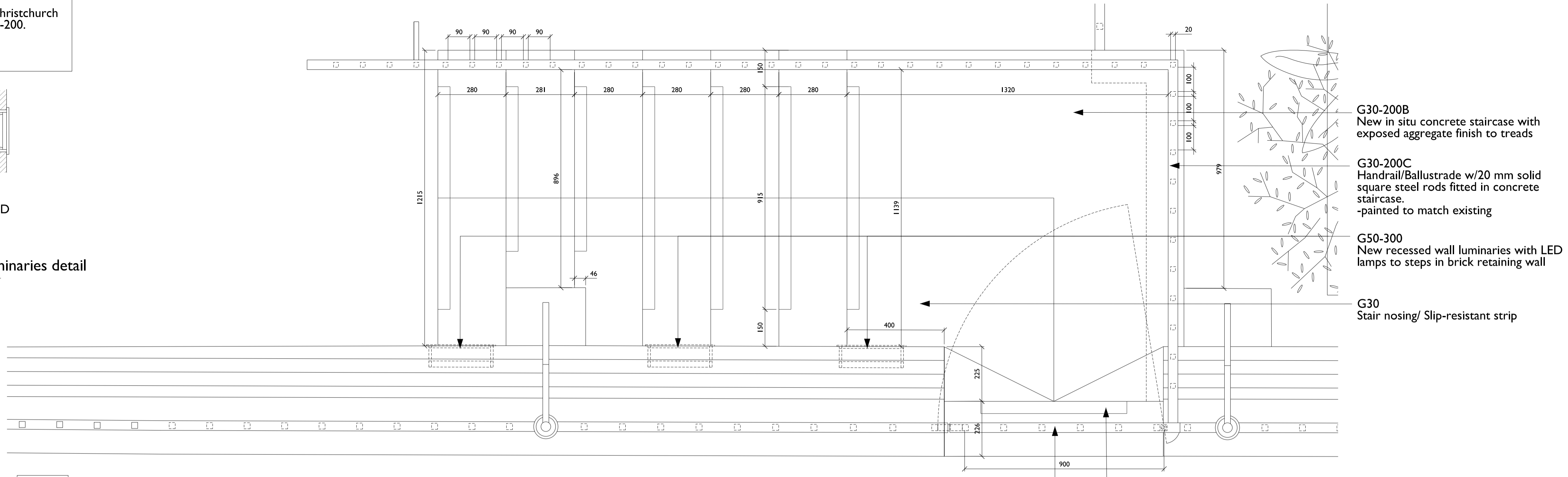


General note: For Gate + Steps to Christchurch passage see specifications clause G30-200.
To be read in conjunction with SE drawings + specifications.

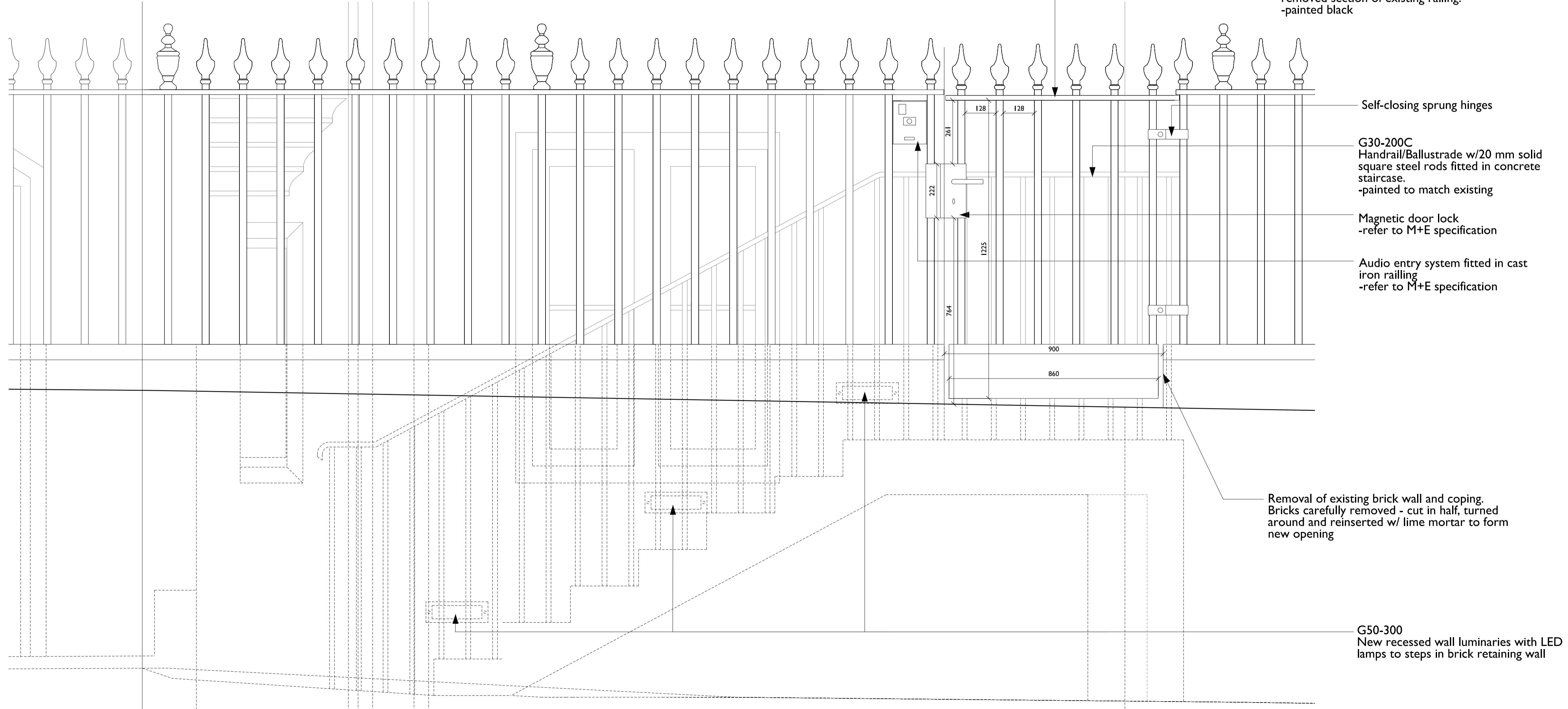


G50-300
Recessed wall luminaires with LED lamps in back of brick piers

3 Recessed wall luminaires detail
3100 Scale 1:5 / 1:10



1 Passage Stair - Plan
3100 Scale 1:10 / 1:20



2 Passage Stair - West Elevation
3100 Scale 1:10 / 1:20

G30-200B
New in situ concrete staircase with exposed aggregate finish to treads

G30-200C
Handrail/Ballustrade w/20 mm solid square steel rods fitted in concrete staircase.
-painted to match existing

G50-300
New recessed wall luminaires with LED lamps to steps in brick retaining wall

G30
Stair nosing/ Slip-resistant strip

Removed section of brick wall to be finished w/ concrete threshold level with passageway

G30-200A
Gate formed from carefully removed section of existing railing.
-painted black

Self-closing sprung hinges

G30-200C
Handrail/Ballustrade w/20 mm solid square steel rods fitted in concrete staircase.
-painted to match existing

Magnetic door lock
-refer to M+E specification

Audio entry system fitted in cast iron railing
-refer to M+E specification

Removal of existing brick wall and coping. Bricks carefully removed - cut in half, turned around and reinserted w/ lime mortar to form new opening

G50-300
New recessed wall luminaires with LED lamps to steps in brick retaining wall

