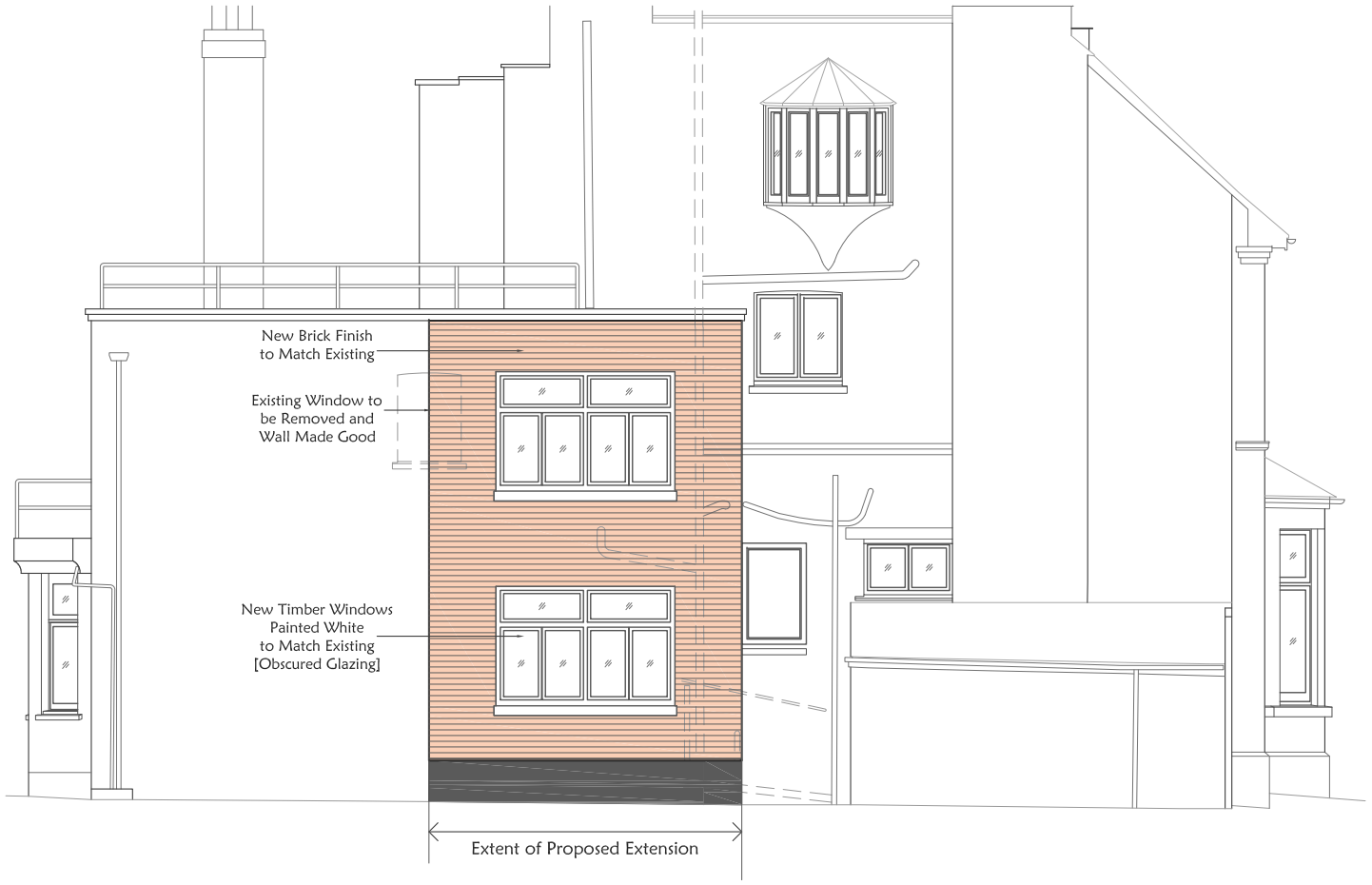

SIDE ELEVATION [EAST] AS PROPOSED - 1:100@A3

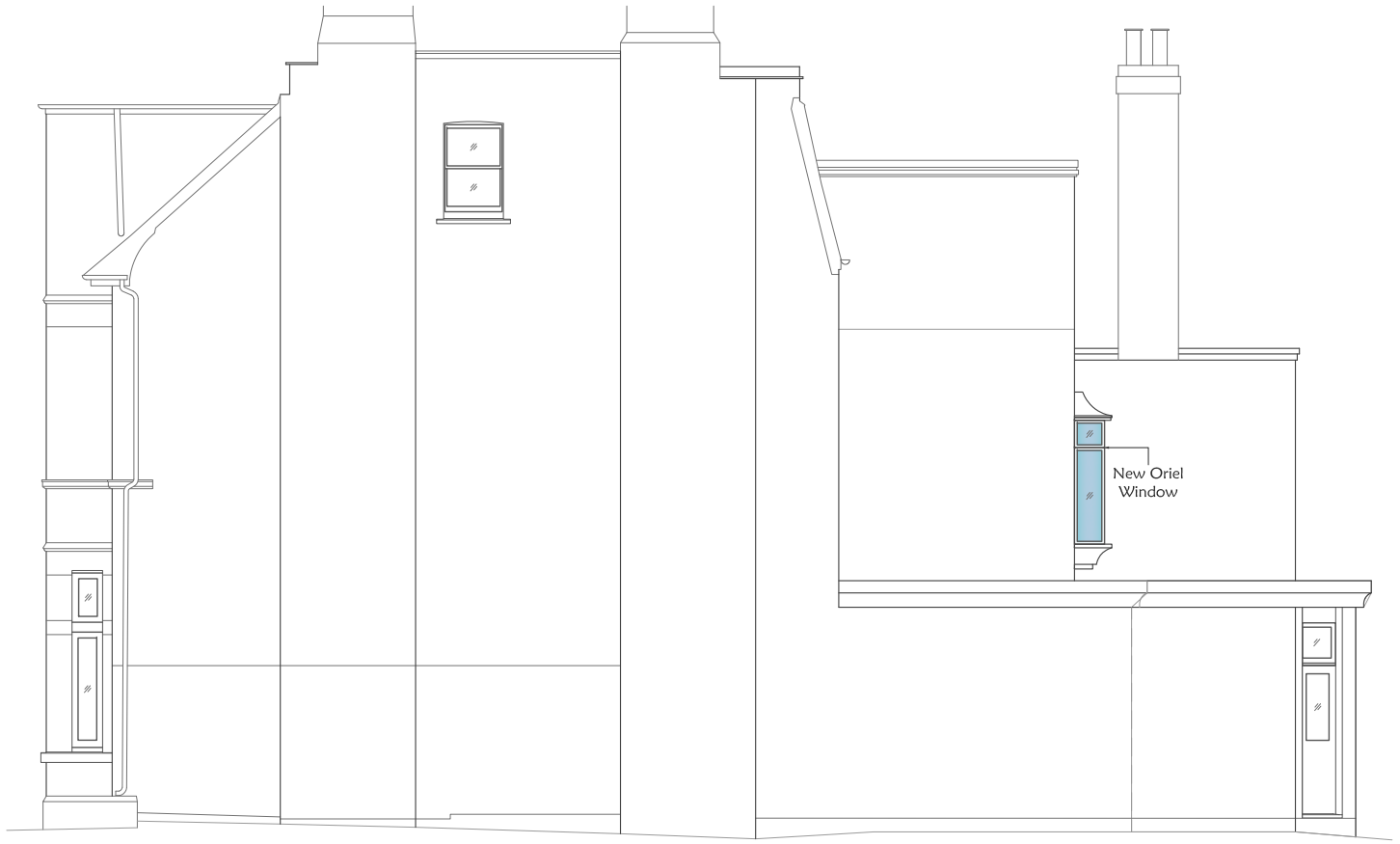

SIDE ELEVATION [WEST] AS PROPOSED - 1:100@A3

0 1m

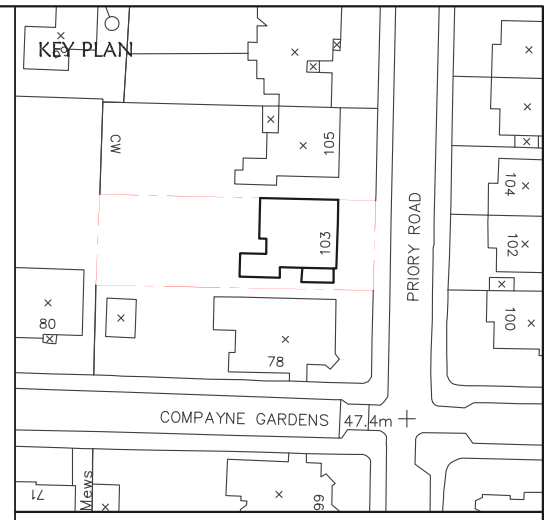

GENERAL NOTES

1. Do not scale this drawing for Construction purposes.
2. All dimensions in this dwg. are metric.
3. This drawing & all other drawings & schedules,specifications, details etc. relating to this project are copyright of PMArchitects LTD.
4. This drawing shall be read in strict conjunction with all other relevant architects' structural engineer's & services engineer's drawings, calculations, details & specifications.
5. The contractor shall check all dimensions & setting out information on this or other related drawings prior to placing work in hand. Any errors or discrepancies between documents shall be reported to the architect & seek clarification.
6. All proprietory products shall be used & fixed in strict accordance with manufacturers' printed recommendations, notes, specifications etc.
7. Only drawings stamped "ISSUED FOR CONSTRUCTION"shall be used on site.

©PMArchitects Ltd

Copyright PMArchitects Ltd \ 2012

Rev. No.	Date	Description	Chk.
B	28-08-15	Size and style of window revised	np
A	24/08/15	SIDE ELE WINDOW AMENDED	NP

Drawing Title
PROPOSED FIRST FLOOR SIDE AND REAR EXTENSION
EAST [SIDE] AND WEST [SIDE] ELEVATION AS PROPOSED

Client
INGE PRETORIUS [FLAT NO.01&03]

Job Title
103 PRIORY ROAD, WEST
HAMPSTEAD, LONDON NW6 3NN

Originator/Author
pma
Chartered Architects
P O BOX 1034 WEMBLEY
MIDDLESEX HA0 9GY

Status: TOWN PLANNING
Scale: 1:100@A3
Drawn By: RS
Checked By: NP
Issue Date: 24.07.2015
Drawn Date: 24.07.2015

PM	A	Job Number: 103PR	Drwg No: 3506	Rev: B