

Proposed Basement and Ground Floor plan based on Contemporary Design Solutions drawing numbers 141005-A(GA)090 & 141005-A(GA)100.

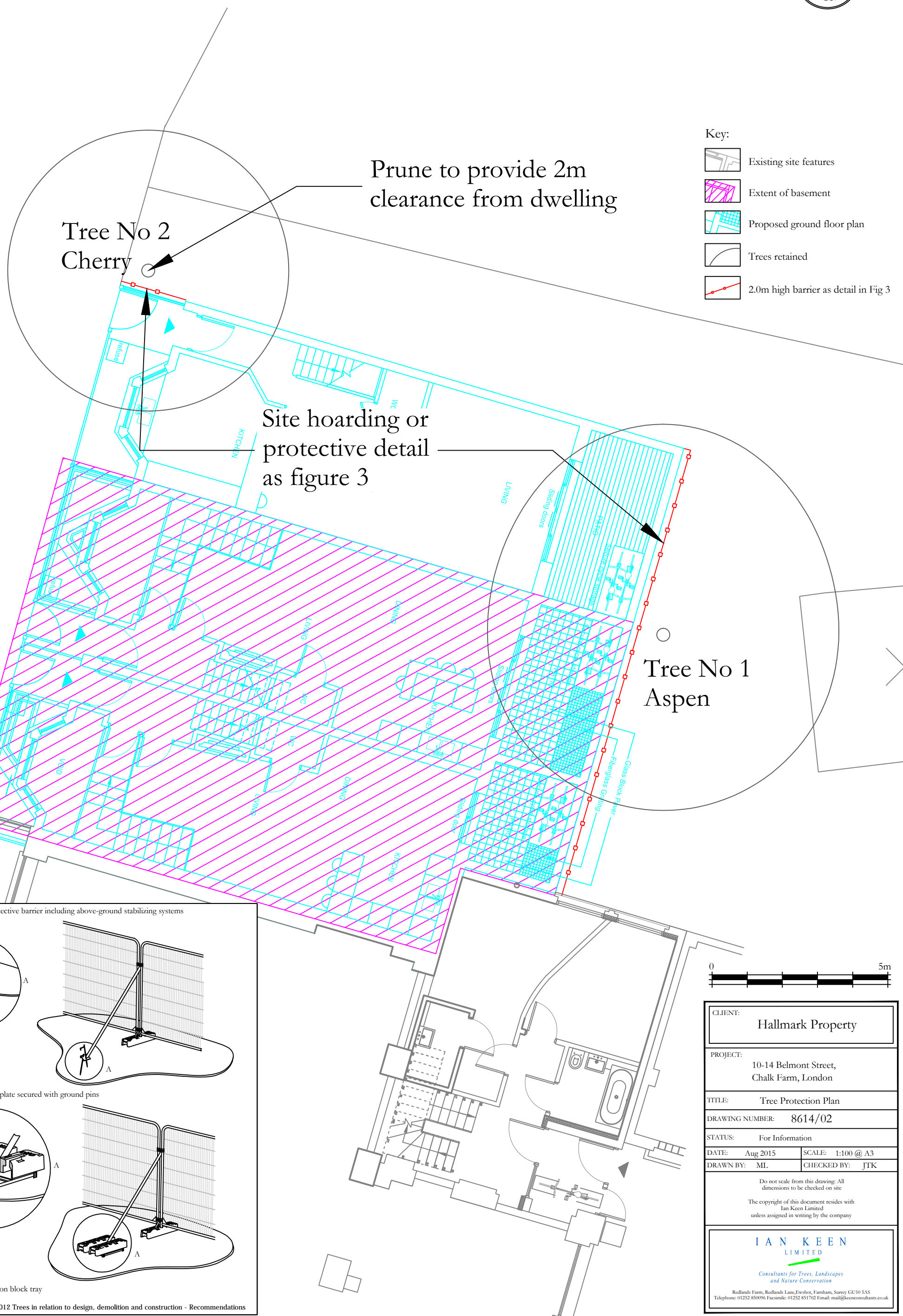
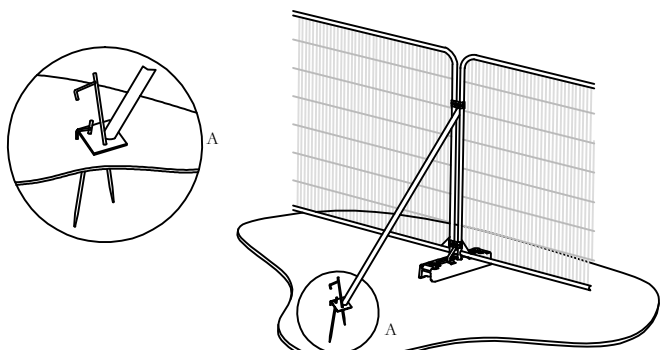
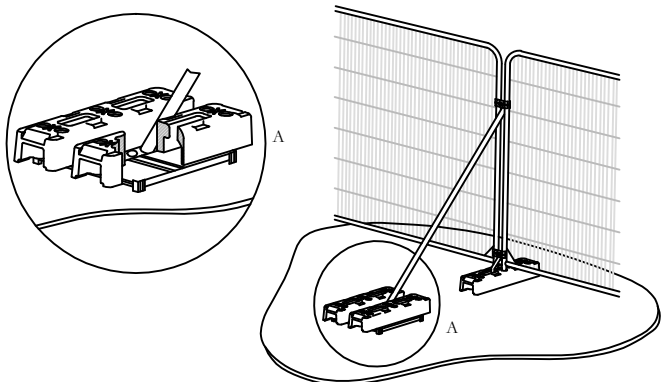


Figure 3 Example of a protective barrier including above-ground stabilizing systems



a) Stabilizer strut with base plate secured with ground pins



b) Stabilizer strut mounted on block tray

Reproduced from BS 5837:2012 Trees in relation to design, demolition and construction - Recommendations

CLIENT:	
Hallmark Property	
PROJECT:	
10-14 Belmont Street, Chalk Farm, London	
TITLE:	
Tree Protection Plan	
DRAWING NUMBER:	
8614/02	
STATUS:	
For Information	
DATE:	
Aug 2015	
SCALE:	
1:100 @ A3	
DRAWN BY:	
ML	
CHECKED BY:	
JTK	
Do not scale from this drawing: All dimensions to be checked on site	
The copyright of this document resides with Ian Keen Limited unless assigned in writing by the company	
IAN KEEN LIMITED <i>Consultants for Trees, Landscapes and Nature Conservation</i>	
Redlands Farm, Redlands Lane, Fawshot, Farnham, Surrey GU10 5AS Telephone: 01252 850096 Facsimile: 01252 851702 Email: mail@keenconsultants.co.uk	