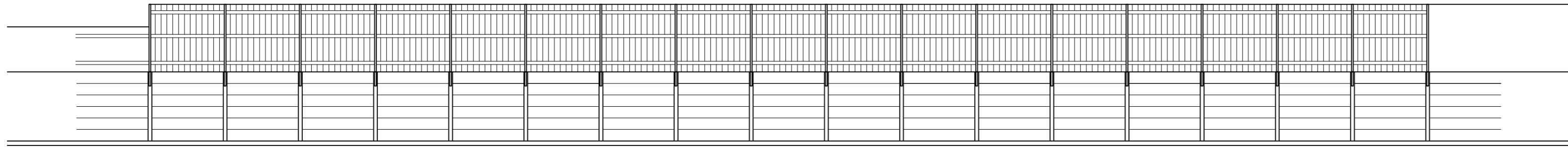


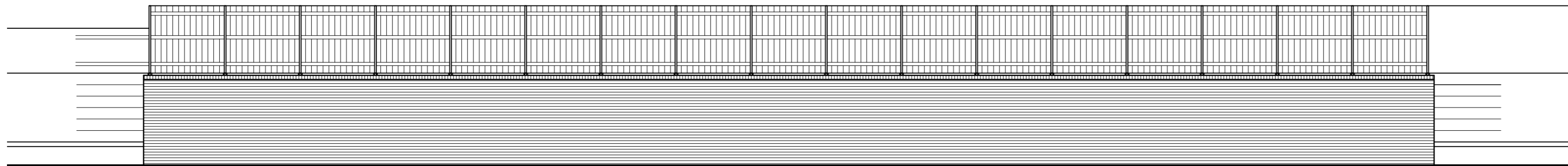
existing PC Conc panels and posts with timber panel fence
ontop



existing concrete plinth with engineering brick on edge capping

EXISTING ELEVATION

existing PC Conc panels and posts with timber panel fence
ontop



existing concrete plinth removed. New brick retaining wall
constructed in front of existing PC Conc panel fence.

PROPOSED ELEVATION




Whymark & Moulton

Chartered Surveyors &
Building Engineers

20 North Street, Sudbury,
Suffolk, CO10 1RB

Tele: 01787 371371 Fax: 01787 319966



Project Supplementary Reinforced
Boundary Retaining Wall
1-24 Oak House, Maitland Park Estate
London. NW3 2ED

ELEVATIONS

Scale 1:100

Date July 2015

Drawing No 14/149-03

Amendments